

Participatory policy development for sustainable agriculture and rural development

Guidelines from the
Sustainable Agriculture and Rural Development –
Farming Systems Evolution Project



Rural Development Division, Sustainable Development Department
FOOD AND AGRICULTURE ORGANIZATION OF THE UNITED NATIONS
Rome, 2005



Participatory policy development for sustainable agriculture and rural development

Guidelines from the
Sustainable Agriculture and Rural Development –
Farming Systems Evolution Project

These Guidelines were written by:

Marcelino Avila
with Frederic Deve and Paul Mundy, FAO consultants

Format and design: Magda Morales, FAO consultant

The designations employed and the presentation of material in this information product do not imply the expression of any opinion whatsoever on the part of the Food and Agriculture Organization of the United Nations concerning the legal or development status of any country, territory, city or area or of its authorities, or concerning the delimitation of its frontiers or boundaries.

All rights reserved. Reproduction and dissemination of material in this information product for educational or other non-commercial purposes are authorized without any prior written permission from the copyright holders provided the source is fully acknowledged. Reproduction of material in this information product for resale or other commercial purposes is prohibited without written permission of the copyright holders.

Applications for such permission should be addressed to:

Chief

Publishing Management Service

Information Division

FAO

Viale delle Terme di Caracalla, 00100 Rome, Italy

or by e-mail to:

copyright@fao.org

Foreword

There will be no viable rural development if rural people, and especially the poor, have no voice in the design of policies and institutions that affect them.

This manual describes an approach that will help give them a voice. It shows how to involve the poor and disadvantaged, along with a range of other stakeholders, in designing agricultural and rural development policies.

“Sustainable agriculture and rural development” (SARD) is a global action programme. It is a key chapter of Agenda 21. It was adopted by the international community at the Earth Summit in Rio, and ten years later reaffirmed and revitalized in Johannesburg at the 2002 World Summit on Sustainable Development. Two of the major features of this global action programme are: (1) the design and implementation of actions undertaken under it must be based on a participatory approach; and (2) it considers not just one aspect of development, but is holistic: it takes economic, social, environmental and cultural dimensions into account. This manual describes this approach, and provides tools to develop policies that can help achieve a more sustainable rural development.

The manual is based on a series of case studies that analyse the policy and institutional constraints of farming systems development conducted in Honduras, Mali and the Philippines. These case studies enabled local stakeholders to explore the changes – both positive and negative – that have occurred around them. The procedures used in the case studies enabled the stakeholders to suggest ways to improve policies and to move towards goals they themselves had set. Their policy recommendations encompassed a whole range of topics: from enhancing the competitiveness of agricultural products to focusing agricultural research and improving extension services, and from regulating the use of roads by heavy vehicles to conducting literacy campaigns. These recommendations will be of value not just to local and regional authorities, ministries of agriculture and rural development, but also to those responsible for planning and finance, environment, land, education, etc.

This manual is conceived as a handbook for those mandated to promote and carry out participatory policy development to address agricultural and rural problems. It is intended to be of interest to all those who are interested in involving a broad range of stakeholders, including local people and particularly the rural poor, in the development of local, regional or national policies. They may include policymakers at the national and local government levels, staff of non-governmental organizations who hope to influence the policymaking process, research institutions and universities, and donor agencies.

Parviz Koohafkan

Director

Rural Development Division

Sustainable Development Department

Acknowledgements

The Rural Development Division of FAO is grateful to the many farmers, producers and rural communities who participated in the various phases of this project in Honduras, Mali and the Philippines. They contributed valuable knowledge, perspectives and time in particular to the farming systems analysis and formulation of priority recommendations.

A very special appreciation for:

- Carlos Alberto Pineda, Dario Madrid and Javier Gomez Pineda of Santa Barbara and Candelaria, Honduras.
- Moulaye Diabaté, Logona Traoré, Seydou Coulibaly, Gessira Samoura and Yacouba Berthé of Sikasso, Mali.
- Rudolfo Undan, Patricio Faylon, Schubert Ciencia, Lito Tambalo, Justo Canare, Sesinado Dela Cruz, Serafin Santos, Joe Torres, Felix Dulay, and Diosdado Gagarin, Philippines.

National teams participated in the planning and implementation of the case studies and related activities in each country. A special appreciation is given to the following:

- In Honduras, Manuel Martinez (National Coordinator, PASOLAC), Jaime Salinas (team leader), Norman Sagastume, Oscar Vaquedano, Fabio Rodríguez, Edgardo Navarro and Edwin Perez.
- In Mali, Bino Témé (Director, IER), Alpha Oumar Kergna and Ibrahima Cissé (team leaders), Mamadou Komota, Amadou Modi Diall, Zana Jean Luc Sanogo and Amadou Samake.
- In the Philippines, Fr. Francis Lucas (Chairperson, ANGO), Nathaniel Marquez (Executive Director, ANGO), Antonio B. Quizon and Danilo S. Vargas (team leaders), Meredith Bravo, Arnulfo Garcia, Roel Ravanera, Florentino Monsalud, Digna Orduna-Manzanilla, Beatriz de Rosario, Teresa S. Agarrado, Maricel Almojuela-Tolentino and Catherine L. Liamzon.

Overall guidance and support were provided by Jennie Dey De Pryck, Chief of the Rural Institutions and Participation Service. The project would not have proceeded so smoothly and efficiently without the unstinting support, timely reviews and technical advice of:

- The Project Steering Committee members: Claire Gaudot and Ryuko Inoue (representatives of France and Japan, respectively), Maximiliano Cox (former Director, Rural Development Division) and the representatives of the Assistant Directors General of FAO's Economic and Social, Agriculture, and Technical Cooperation Departments.
- The Inter-Departmental Task Force: John Dixon, Frédéric Dévé, Materne Maetz, Aidan Gulliver, Ester Zurberti, Dominique di Biase, Kazumasa Watanabe, Jan Johnson, David Kahan, Randy Stringer, Doyle Baker and Monica Zurek; Ian Cherrett, Pamela Pozarny and Wim Polman (FAO officers in Latin America and the Caribbean, West Africa, and Asia and the Pacific, respectively).

The FAO representatives in each country, Compton Paul in Honduras, Miriam M. Nour in Mali, and Sang Mu Lee in the Philippines and their officers provided effective support and participated in critical phases of project negotiation, planning and implementation. The Governments of France and Japan provided generous funding to the SARD-FSE Project (GCP/INT/819/MUL).

Contents

Foreword	i
Acknowledgements	ii
Introduction	1
The SARD-FSE Project	1
What is in this book?	1
Part 1 Sustainable agriculture and rural development	3
What is SARD?	3
Pillars and objectives of sustainable agriculture and rural development	4
SARD components and interventions	5
Why participatory policy development?	6
Part 2 How to do participatory policy development	9
1 Get organized	10
2 Select the focus area	13
3 Analyse the current situation	15
4 Identify scenarios for the future	20
5 Identify recommendable policy changes	24
Part 3 Tools for policy and institutional analysis	31
1 Checklist of indicators for sustainable development	31
2 Brainstorming	35
3 Diagramming and mapping techniques	36
4 Semi-structured interviews	38
5 Card sorting	39
6 Focus group discussion	40
7 Stakeholder analysis	41
8 Historical trends and milestones	42
9 SWOT analysis	43
10 Agri-food value chain analysis	44
11 Scenario analysis	45
12 Stakeholder negotiation encounters	47
13 Policy action matrix	48
14 Writeshops	49
15 Project logical framework analysis	51
Part 4 Resources	53
SARD and SARD-FSE	53
How to organize	53
Diagnosis of territories and farming systems	54
Policy and institutional issues	54
Decision-support tools	54

Introduction

THE SUSTAINABLE AGRICULTURE AND RURAL DEVELOPMENT - FARMING SYSTEMS EVOLUTION (SARD-FSE) PROJECT

This manual is based on the experiences and techniques developed through an FAO project entitled “Sustainable agriculture and rural development: Institutional, social, economic and environmental aspects influencing farming systems evolution” (SARD-FSE). This project was undertaken in 2002–2005 with funding support from the governments of France and Japan.

The SARD-FSE project had three aims:

- To enhance the capacity of government and non-government institutions to plan, implement and evaluate sustainable agriculture and rural development policies and strategies.
- To develop capacities of stakeholder groups concerned by rural development to participate in the processes of decision-making.
- To promote an environment favourable to open policy dialogue among stakeholders, particularly those at the local and regional levels, and to ensure that the necessary conditions are in place to foster such dialogue.

The project conducted case studies in three countries: Honduras, Mali and the Philippines. Partner organizations in each country worked with a range of stakeholders at the local, regional and national levels to analyse a selected farming system and develop policy recommendations that would steer it towards the goal of sustainable agriculture and rural development (as defined by the stakeholders themselves). The partners followed broad common guidelines for the steps in the process, but experimented with and developed their own procedures. The capacity building occurred through key activities such as making institutional arrangements, field implementation and comparative analysis at critical stages with national teams, and regional workshops with some eight countries in each region to assess the methodology and recommendations.

The three farming systems were:

- **Maize/bean-based farming system, Honduras** – This traditional food production system is pervasive throughout Central America. In Honduras, 80 percent of the land planted to this system is found on sloping terrain. Two of the poorest departments, Lempira Sur and Santa Barbara, in mountainous northwest Honduras, were selected for the study.
- **Cereal/root crop-based farming system, Mali** – This farming system is crucial for food security and poverty reduction in West Africa. The Sikasso region in south Mali was selected for the case study. This is an area where a cash crop, cotton, has intensified land use, altered the ecosystem balance, and driven the socio-cultural transformation of the region.
- **Lowland rice-based farming system, the Philippines** – This system feeds 860 million people throughout the world. It covers 44 percent of the rice cultivation area in the Philippines. Nueva Ecija in central Luzon was selected for the study. The evolution of this system at the local level has to be managed within the broader development objectives of reducing poverty and ensuring environmental sustainability.

WHAT IS IN THIS BOOK?

This manual draws on these experiences, as well as on other sources. It presents them as a series of steps and a set of tools that you can follow to conduct your own participatory policy planning exercise.

The manual is divided into four Parts.

- **Part 1** introduces the principles and concepts of sustainable agriculture and rural development.
- **Part 2** describes the steps that you can use to ensure that local people can provide inputs into developing policies for sustainable agriculture and rural development.
- **Part 3** outlines some tools that are useful in the various steps.
- **Part 4** lists some resources that you can use for more information about the approaches and techniques in this book.

This manual is intended for all those who are interested in involving a broad range of stakeholders, including local people, in the development of policies. They may include policymakers at the national and local government levels, staff of non-governmental organizations who hope to influence the policymaking process, research institutions and universities, and donor agencies.

The approach described in this manual is very flexible. This is necessary because situations vary from place to place and from topic to topic. An approach that works well with stakeholders in highland Central America may not work at all with farmers in semi-arid Africa or lowland Southeast Asia. There can be no “one size fits all”. Be prepared to select, adapt, experiment and introduce new techniques.

The approach has been designed for sustainable agriculture and rural development, but there is no reason that it cannot be adapted for other situations. For example, urban planners may want to use a similar set of procedures to encourage local participation in planning the provision of water, sewerage and other services.

The manual also describes a number of tools that can be applied in several different contexts. Many of these (such as logframes or focus groups) are already widely known. Others may be less familiar. Feel free to use and adapt them for other circumstances too.

The case studies in Honduras, Mali and the Philippines took over 15 months and involved a large number of consultations and stakeholder workshops at different levels. In part this was because of the nature of the topic covered: agriculture and rural development is a complex subject. But it was also because the project was learning and experimenting with new procedures. By drawing on the techniques in this manual, you should be able to shorten the time needed considerably. The duration of such studies depends on the depth of analysis that is requested by the sponsors, and on the resources available. The most rapid, low-cost studies of this nature probably would require only a few weeks.

PART 1

Sustainable agriculture and rural development

WHAT IS SARD?

The definition of sustainable agricultural and rural development – SARD – was agreed upon by FAO member countries in 1989 (Box 1).

Box 1. Definition of sustainable agriculture and rural development

Sustainable agriculture and rural development is “the management and conservation of the natural resource base, and the orientation of technological and institutional change so as to ensure the attainment and continued satisfaction of human needs for present and future generations. Such sustainable development (in the agriculture, forestry and fisheries sectors) conserves land, water, plant and animal genetic resources, is environmentally non-degrading, technically appropriate, economically viable and socially acceptable”.

Source: FAO (1989)

“**Agriculture**” is defined broadly to include production, conservation, processing and marketing of crops, livestock, forestry and fisheries products. “**Rural development**” is understood as a process of transformation of the rural areas. It encompasses a wide scope of activities and actions by various actors, in addition to agriculture:

- **Development of other productive sectors** – non-agricultural industry, mining, tourism, natural resources, environmental management, etc.
- **Development of services** – education, health, training, research and extension, credit, environment, transportation, etc.
- **Enhancement of governance** at the local, district and provincial levels, including linkages with the private sector, civil society and government line agencies.
- **Development of rural infrastructure** – roads, electricity, telecommunications, housing, water, sanitation, etc.

The concern to promote such rural and agricultural development led the international community at the 1992 Earth Summit in Rio (United Nations Conference on the Environment and Development) to adopt a **global action programme** on sustainable agriculture and rural development. This programme is Chapter 14 of the Agenda 21. It constitutes an overall framework for designing policies, programmes and other endeavours that aim at satisfying human needs for the present and future generations, while managing and conserving the natural resource base. The implementation of the Agenda 21 action programme for sustainable agriculture and rural development is the responsibility of national governments as well as of regional (or provincial) and local authorities and other stakeholders in civil society and the private sector.

Ten years after the Rio Summit, all participants in the World Summit on Sustainable Development (Johannesburg, 2002) reaffirmed the relevance and the urgent need to continue the implementation of this action programme.

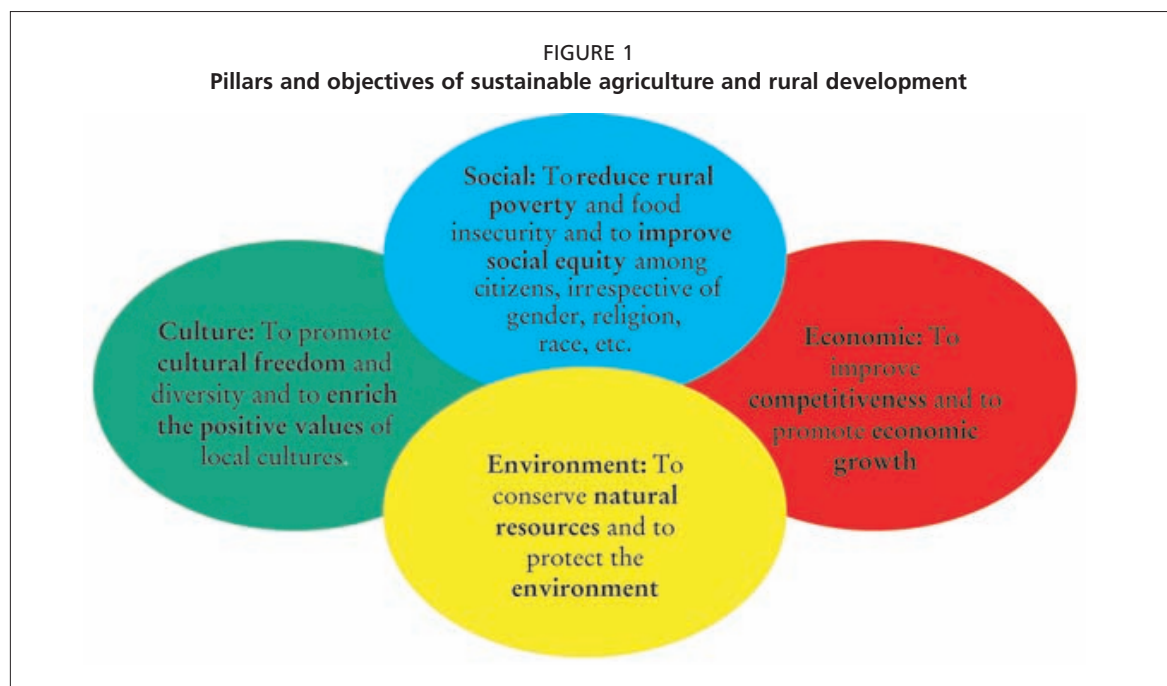
Two founding principles of the Agenda 21 programme’s approach on SARD are the following:

- It is **people-centred**, which entails that the design and implementation of policies, programmes and other actions must be based on participatory methods.
- It considers not just one aspect of development, but is holistic: it takes key **economic, environmental and social** dimensions into account. These dimensions are often referred to as the “pillars” of sustainable agriculture and rural development. The basic goal is to improve the livelihoods of rural people in a sustainable manner.

PILLARS AND OBJECTIVES OF SUSTAINABLE AGRICULTURE AND RURAL DEVELOPMENT

The approach recommended by this manual relies on four “pillars”, adding the “cultural” to the previous three of Agenda 21, to underline the critical importance of culture as the source of people’s values, aspirations, etc, in driving this analysis since it is generally neglected. Each pillar has at least two specific objectives:

- **Economic** – To improve **competitiveness** and to promote **economic growth**. To be viable, farm and other non-farm economic activities have to be profitable. Farmers and rural workers need to use local and external resources efficiently, manage their enterprises and markets well, and diversify their options so they can optimize their income and minimize their risks.
- **Environment** – To conserve **natural resources** (e.g., land, water, forests, biodiversity) and to protect the **environment** (e.g. prevent air and water pollution, manage wastes, provide environmental services).
- **Social** – To **reduce rural poverty** and food insecurity and to improve **social equity** among citizens, irrespective of gender, religion or race. Equity requires a special focus on the poor and vulnerable groups in rural society in terms of greater access to resources and greater involvement in local governance institutions.
- **Culture** – To promote **cultural freedom** and diversity and to **enrich the positive values** of local cultures. This involves considering what people treasure in their lives, their values, or what they mean by “wealth” in human, social or physical terms. Culture is expressed in religious beliefs, perceptions, community relations, creative arts, as well as in people’s food and nutritional practices. Cultural freedom embraces all these dimensions.



Promoting sustainable agriculture and rural development requires an approach that is participatory, holistic, interdisciplinary, cross-sectoral and gender-sensitive:

- **Participatory and bottom-up** – Involving and building ownership among local people and stakeholders in the public, private, and non-government sectors. Though the primary focus is on the poor and marginalized (e.g. women, indigenous people, disabled, young people, landless), the constructive participation of the elite, powerful and middle classes is also essential to bring about meaningful change. Donor agencies are another key group of stakeholders. Awareness of possible conflicts and of measures to negotiate and build consensus is essential.
- **Holistic** – Covering all four pillars, taking into account their interactions and tradeoffs, as well as the interdependence between the local, regional, national and global systems.
- **Cross-sectoral** – Focusing on a wide spectrum of potentials and opportunities in agriculture, natural resources, industry and services, and including the linkages among these sectors and synergies with the urban sector.
- **Interdisciplinary** – Promoting interaction among biophysical, social and other disciplines to gain an understanding of complex systems, people's needs and objectives, and development potentials.
- **Gender-sensitive** – Recognizing the importance of gender issues (men/women, children/adults/elderly) in terms of public policy and development programmes, access to assets, management of production, distribution of benefits, and their potential roles for sustainable development.

SARD COMPONENTS AND INTERVENTIONS

Rural society, its environment and economy can be analysed as consisting of five major **components**: i) people, ii) natural resources, iii) production of goods and services, iv) markets for inputs and products and, v) finance and investment.

- **People** – The human resources (human capital) of rural areas (and people in cities who interact with them): their skills, knowledge, wants, needs, values, and interactions and networks (social capital). “People” include men and women, children and the elderly, the rich and powerful, small producers, workers and the vulnerable (the poor and very poor, the landless, the disabled, indigenous people). A focus on the poor should not exclude the important roles the rich and the powerful must play in addressing poverty. It is the people – rural communities, households and individuals – who define the values, priorities and tradeoffs in sustainable agriculture and rural development. The government and other development actors should listen to their problems, and build on, strengthen and promote the solutions they propose.
- **Natural resources** – This includes land, water, forests, minerals, petroleum and biodiversity. Development should be based on the rational management of local resources taking account of market constraints and opportunities, and then improved with external resources and inputs. The potential of natural resource management for income and employment generation is also crucial.
- **Production of goods and services** – Improving production involves a combination of agricultural and non-agricultural options. Diversification is a key way of increasing productivity of labour, enhancing assets and reducing risks. Linkages between the countryside and towns and cities can enhance productivity and sustainability of production by generating employment, income and investment.
- **Markets for inputs and products** – The structure and functioning of markets for produce, inputs, land, capital, etc.; the transaction costs involved, and who sets prices, what standards are set by the market and consumers, and whether farmers and other producers have the market facilities (transport, storage) and standards to meet them.
- **Finance and investment** – This involves how resources are mobilized from taxation, central government, the private sector, foreign direct investment, overseas development assistance and international financing institutions, and remittances from abroad. It also includes how

resources are invested, e.g. on human, social and physical capital. Infrastructure is always a major constraint for attracting investment, e.g. roads, electricity, telecommunications, energy, irrigation and marketing.

There are many possible **interventions** by governments, civil society and other key stakeholders to achieve the goals of sustainable agriculture and rural development. Here are some major types of interventions:

- **Policy and legislation** – National government and local authorities set directions or courses of action to establish rules of the game, or to achieve specific objectives in areas such as macro-economics, taxes, natural resources, etc. Other organizations such as firms, NGOs and donors have policies too, and these may have significant impact on rural areas.
- **Institutional development** – Many different formal and informal organizations work in rural areas: government (national, regional and local), schools and universities, churches and mosques, the police and courts, research and development agencies, banks and credit organizations, communications providers, and so on. The structure and funding of these organizations, the types of services they provide, their personnel, how they interact with their clients, their capacity and responsiveness – all these may be subject to control or influence by government or donors. With the right approach, rural people may also be able to influence them to some degree.
- **Programme priorities and implementation** – It may be possible to adjust programme priorities and activities – for example, by switching the focus of a credit programme from one group to another that is more deserving. Possible interventions include redefining objectives, managing operations and resources, engaging with stakeholders in a different way, focusing on the scope and quality of work, and ensuring that services are delivered in a timely way.
- **Technology promotion** – It may be possible to develop new technologies (or improve the dissemination and increase the use of existing ones). Technologies are not just agricultural production practices; they may also include innovations in management, marketing, communications, training and other services. Innovations may come from research institutions or universities, as well as from farmers and other rural people themselves. Rather than trying to introduce something new, it may be better to promote indigenous technologies that are appropriate to a particular area.
- **Partnership development** – Much can be achieved through partnerships between different organizations that have mutual interests and opportunities. Partnerships may consist of “light” interaction (sharing information, networking) or “heavier” interaction (e.g. coordination, mobilizing resources and joint investment, joint implementation). They also create valuable opportunities for learning from each other. Different organizations have different roles and strengths; partnerships should build on these.

Table 1 shows how the components and interventions described above can be related to each other. The specific combination of actions in each cell (technical assistance, capacity building, implementation, infrastructure development, etc.) depends on the circumstances and priority goals in each country and rural community.

WHY PARTICIPATORY POLICY DEVELOPMENT?

Policies are often set by national, regional or municipal governments after a series of consultations, e.g. with parliaments, “experts” (such as academics or industry insiders) and lobby groups. The decision-making process often fails to take into account the views and experience of a wider range of stakeholders. In particular, it often neglects the rural poor and disadvantaged – who are often the very people most affected.

Participatory policy development aims to bring these stakeholders into the policymaking process. It creates an environment where various stakeholders can define their goals, express their opinions, consider the options, and come up with a set of recommendations that government can implement.

TABLE 1

Matrix for defining action programmes for sustainable agriculture and rural development

Components	Examples of key interventions				
	Policy	Institutions	Programmes	Technologies	Partnerships
People	On governance, human rights, rural people, education, culture, youth, indigenous peoples, gender	For capacity building for farmers & communities, gender, youth, HIV/AIDS, advocacy	For governance, education, skill development, health, housing, etc.	For education, health, knowledge management, preparedness	Among national and local governments, NGOs, community organizations, religious organizations
Natural resources & environment	On land use, tenure, natural resources, energy, livestock, fisheries, protected areas, biodiversity, climate change	For land tenure, natural resource management, environmental protection, climate change	For integrated natural resources management, water, livestock, forests, fisheries, bio-prospecting	For agro-forestry, land rehabilitation, sustainable forest/livestock/fisheries, water use, energy use, waste management	Among national and local governments, NGOs, community and grassroots organizations, research institutes, universities
Production & income generation	On foreign exchange rate, interest rate, labour laws, migration, remittances	For credit, research, extension, input and business services	For indigenous knowledge, good agricultural practices, technology development, diversification, production services	For germplasm efficient use of labour, soil, water, energy, livestock, integrated pest management, processing, tourism, environmental service payments	Among government, private sectors, research institutions, universities, FAO
Markets & trade	On agricultural and food prices, risk management, trade agreements, food safety, exports	For marketing, price stability, governance and management of food chains, fair trade	For market development, marketing information and services, trade promotion	For communication, market promotion, diversification, food safety and standards	Among governments, private sectors, World Trade Organization, FAO, etc.
Finance & investment	On fiscal expenditure, investment, interest rate, foreign investment, debt, remittances	For savings, credit, banking, insurance, contract farming, mortgages, infrastructure	For foreign investment, user/tourist fees, environmental service payments, Kyoto "clean development mechanism"	For supply and access to food, monitoring and evaluation, enterprise/financial management	Among national government, multilateral and bilateral, business sector, local governments

Sustainable development in a rural area is complex. It is necessary to look simultaneously at cultural, social, economic and environmental factors. The process described in Part 2 of this manual helps stakeholders analyse the current situation in their area, identify the changes that have taken place in the past and the factors that have caused these changes, set their goals, and then determine what changes in policies are needed to achieve those goals.

The process involves a broad range of stakeholders at all stages. Because of this, it stands a good chance of producing recommendations that are realistic and acceptable to all involved. Involving policymakers and other actors at all stages increases the likelihood that the policy recommendations are actually adopted.

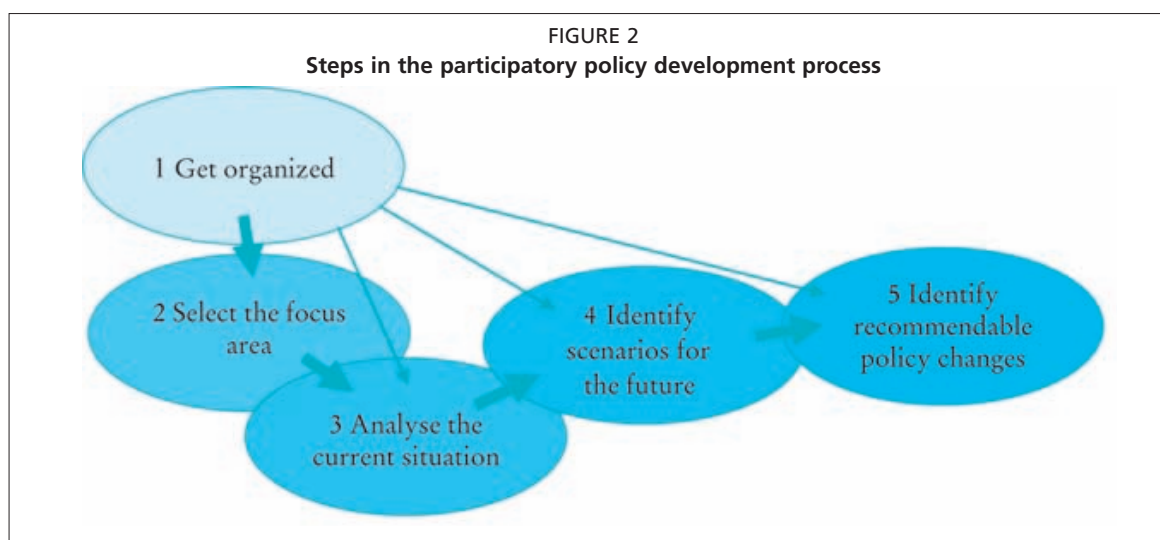
Participatory policy development can be done in many ways. The process in Part 2 is based on a particular location or farming system. It is also possible to use the same general approach to focus on a different topic, such as a particular commodity or set of institutions.

PART 2

How to do participatory policy development

This Part describes a process you can follow to ensure that local people contribute to developing policies that promote sustainable agriculture and rural development. There are five steps in this process. Each step consists of several sub-steps.

- 1 Get organized
- 2 Select the focus area
- 3 Analyse the current situation
- 4 Identify scenarios for the future
- 5 Identify recommendable policy changes



The examples used to illustrate the steps come from Honduras, Mali and the Philippines. They are taken from case studies conducted by the SARD-FSE project in these countries.

There is no one “right” way to do participatory policy development. Adapt the procedure described here to suit your own situation and needs. You may have to spend more time on some steps so that participants can contribute effectively to the process. You may have to repeat some steps – for example, hold meetings or conduct workshops in several places so that different groups of people can attend. Or you may be able to skip some steps altogether if you already have the information you need – e.g. if a development project in your area has already generated this information.

Make sure you document the results of each step. This is important so that other people (such as managers in another ministry or staff of a development project) can learn what has been said and done. If you do not document and disseminate the results, do not be surprised if they ignore your work! You may want to report the activities and findings in the order that you do them: one step in each chapter of your report.

The approach here is designed to develop policies for sustainable agriculture and rural development. But the same general approach might be useful also for developing policies in other sectors – such as urban development, health or education. Feel free to adapt the process as necessary if you want to use it in these sectors.

How much time will it take to run through the process? That depends on many things: the scope and depth of the activity, the number of different locations you include, the complexity of the issues involved. It may be possible to run through a process like this in a few weeks by combining several of the workshops into one. Or it may take several months. Plan accordingly!

How does the whole process begin? The kick-start is generally a political decision taken by the government or by the regional or local authorities. Such a decision can be instigated or suggested by donors. Generally, the concern is twofold:

- To understand a specific problem, such as a social conflict in a marginal area that lacks development prospects; soil erosion in a given watershed that provokes frequent landslides or floods; accelerating deforestation in an arid zone that needs to be tackled to fight desertification; or declining farmers' income linked to the farm-gate prices of a cash crop or staple food.
- To involve stakeholders, and particularly the poor, in the search for relevant policy measures. The purpose is also to make sure that rural communities and households take an active, substantial part in implementing the recommended policies and programmes.

Generally, the authorities may delegate the responsibility for carrying out the participatory policy analysis process to a specific governmental institution or other partner. This can be a university, an NGO, a private firm, etc. This manual is primarily directed to them.

1 GET ORGANIZED

It is important to be well organized in order to conduct an effective participatory policy development process. There are many ways of organizing. The approach described here is one possibility. Adapt it to suit your own situation.

You will need the following:

- A small **core team** of people to manage and implement the policy development process.
- A set of **institutional partners**.
- A **steering committee** to guide the process.
- A set of **stakeholders** who are involved in the process.
- An agreed **approach** or set of procedures.
- Sufficient **resources** to do the job.

Organizing is presented here as a single step, but in reality it is an ongoing activity that occurs throughout the policy development process. It is not possible to plan every detail in advance. You must be flexible, and you will need to fine-tune each activity. For example, you may discover it is necessary to hold extra meetings with key stakeholders to ensure their views are heard and decisions on roles are taken jointly. Make sure that your organization is flexible and participatory enough to deal with these needs as they arise.

Warning: Getting organized takes time. In particular, building a team, convening a steering committee and creating partnerships require detailed attention. Do not underestimate the time and effort needed.

1a Form a core team and decide on responsibilities

The core team will consist of a relatively small group which manages and implements the policy development process. How many people depend on the scale of the task. For a small region or limited scope of work, three or four people will be enough. For a larger region or scope, you will need more people – perhaps up to ten. Do not have too many people in the core team, as coordinating and managing a large group is too difficult.

Name a **team leader** who will have overall responsibility for managing the core team and implementing the process. The leader should be competent in policy analysis, and have facilitator skills. His/her role is that of a neutral, independent broker having the capacity to convene key players and to be credible in the eyes of government, donors and other stakeholder groups.

The **team members** should have a range of skills and backgrounds. They may include people with skills in policy and institutional analysis, farming systems, participatory approaches, and economic, social and environmental fields of rural development. At least one team member should be based in the region chosen for study (see Step 2).

The core team may be staff of a single organization, or they may be drawn from several different organizations (see Step 1c below). You may need to bring in short-term consultants to strengthen the team in particular areas, such as environment, facilitation or communication.

The team must be **neutral** and open to ideas – and the various groups of stakeholders must see them as such. Choose team members who are objective, open, and able to work well together. Make sure that the team includes both men and women.

Once you have identified the core team, orient them on their **tasks and responsibilities**. Make sure they have a common understanding of the overall approach, and assign an initial set of tasks to each person.

1b Form a steering committee

The steering committee has three main roles:

- **Guide the core team** – for example, determine the focus of the study.
- **Provide information and facilitate contacts** – for example, arrange meetings with senior government officials or identify participants in workshops.
- **Ensure “buy-in”** – ensure that their own organizations support the process, learn from it, incorporate its findings into their own work, and if appropriate, adopt or adapt the approach in the future.

The steering committee should represent the major categories of stakeholders in the process. These may include:

- **Government** – ministries or departments and their line agencies at local level in charge of agriculture, agrarian reform, environment, rural development, education, etc.
- **Local authorities** – district authorities, agricultural services, etc.
- **Civil society** – national or local NGOs, farmers’ organizations, religious groups, etc.
- **Private enterprise** – industry, input suppliers, bankers, other service providers
- **Research and development organizations** – universities, national research institutes, extension organizations.
- **International organizations** – international agricultural research institutions, UN agencies, international NGOs, donors.

How big should the steering committee be? Here are two options:

- A **small number** of highly involved participants (8–10), drawn from the groups listed above. This small group may be complemented by roundtables, regular information from and consultation with a wider group of other stakeholders.
- A **larger committee** including all relevant stakeholders, aiming to inform and involve all of them.

Identify representatives of each of the stakeholder categories, and then include a selection of them in the steering committee. Choose people who have the capacity to contribute, are interested in being involved, and have the time. Try to ensure that the steering committee is balanced in terms of gender, opinions (for example, supporters and opponents of particular policies), ethnicity, etc.

Consult the steering committee at key stages in the process, keep them informed about progress, and seek their help in solving problems that may arise.

You may also decide to ask certain influential, high-level, well-known individuals for assistance. Such people may be able to provide advice, assistance or objective reviews of your outputs. They may also be able to open doors (for example, to senior policymakers) that would otherwise remain closed to you.

1c Identify partner organizations

The core team will probably need to work closely with several partner organizations in the study areas. For example, you may want to ask a local NGO to help organize meetings with villagers in the area. Or you may need staff of a local government unit to help gather data.

If you are working in a minority area, your partners should include representatives of the minority, or at least have people who speak the local language.

You may be able to obtain these services without cost, or you may have to pay for them through a subcontract.

When choosing partner organizations, you will have to decide:

- What **type of organization** should be involved?
- What should their **responsibility** be?
- What level of “**ownership**” should they have in the process?
- How should the team **work** with the partner organization?

If appropriate, include a representative of each partner organization in the core team.

1d Identify stakeholders

Many different groups of people have an interest in, or are affected by, agricultural and rural development policies. These people are known as “**stakeholders**”. The participatory policy development approach tries to ensure that policies reflect their views.

Make a list of the various stakeholders at each level in the study: national, regional and farming system. First, think of the various categories of stakeholders and then identify specific organizations that represent them. You will use this list later to invite these organizations to workshops or meetings.

Note: You will not be able to identify specific organizations until you have selected your focus area (Step 2).

Table 2 shows some examples of stakeholder categories and organizations at each level. Adapt it as necessary to suit your own situation.

1e Decide on your approach

Early on, you should decide how you are going to set about managing the process of participatory policy development. You need to decide:

- Who should be **involved** (see Step 1d above).
- Who is **responsible** for what aspect of the process.
- The types of **activities** to undertake: workshops, consultations, surveys, etc.
- How to manage the flow of **information**, and make sure that it is documented appropriately.
- The overall **time frame** and schedule of activities.
- How to **monitor** progress.

You may have to fine-tune your approach several times during the process, based on your monitoring of progress. Make sure you have the flexibility to do this.

1f Ensure you have the resources you need

The amount and type of resources will depend on the scale of your task. You may have to reduce what you are trying to achieve (for example, cut down on the number of areas you include in the study, or reduce the number of workshops). Do not try to be too ambitious!

Here are some of the resources you will need:

- **Mandate** – A clear mandate from the government (or your organization), and support from a high level to enable you to get cooperation from other parts of the organization or from outside.
- **Staff** – Qualified members of the core team, and capable support staff (see Step 1a)

TABLE 2
Examples of stakeholders at national, regional and farming system levels

Stakeholder category	National	Regional	Farming system
Government	Prime Minister's Office Ministry of Agriculture Ministry of Agrarian Reform Ministry of Rural Development Ministry of Environment National Planning Agency Ministry of Finance	Provincial government District council	Municipal authority Village council
Civil society and groups	National NGOs Religious organizations National farmers' association Consumer associations National cooperative organizations	Local NGOs Religious organizations District farmers' association Regional cooperatives	Community organizations Local cooperatives Farmers' associations Consumers Informal leaders Marginalized groups Women Youths Indigenous people
Private sector	Industry associations Large firms Supermarkets Exporters Banks	Medium-sized firms Input wholesalers Transport firms Processing companies	Small firms Input retailers Millers Traders Veterinarians
Research, extension, education	National research institute Extension agency Universities	Universities Local extension service Development projects	Agricultural schools Extension agents

- **Facilities** – Office space, computers, vehicles, etc.
- **Information** – Access to relevant data and information: for example, production and trade data, information on policies, or results of research.
- **Budget** – Sufficient funds to complete the tasks.
- **Time** – A realistic timeframe and schedule.

2 SELECT THE FOCUS AREA

The initial focus area is generally set by the organization that commissioned the study. The governmental agency that initiates the study generally has decided on the region, farming system, or commodities to focus on. Some examples:

- A specific **farming system**. For example, what should be done to promote development in pastoralist areas? Concern in the government and among donors may lead to a university or NGO being commissioned to promote participatory policy development on pastoral farming systems.

- A specific **region**. For example, what are the best policies to promote development in rural Northeastern Province? A local authority will naturally want to find ways to support sustainable agriculture and rural development in its own region, and may ask a research institute to assist.
- A specific **commodity in a geographic area**. For example, what should the policies be on sugar in the central provinces: research, extension, trade, subsidies, marketing, infrastructure, etc? The Ministry of Agriculture may want to rely on a commodity association or research institute to focus on the commodity it has a mandate for.
- A particular **policy area**. For example, what should the country's policy be for developing sugar exports? A project to enhance competitiveness, based in the Office of the Prime Minister, may choose a consultancy firm to instigate participatory policy development.

Based on this initial general focus, there will be a need to further select and refine it. If you are studying a particular commodity, which region and farming system should you select to gather information and people's opinions? If your focus is on a region, which farming systems and commodities are important, and in which districts or villages should you choose to gather information?

Here are some criteria to help you decide.

- **Poverty and food security** – Prevalence of poverty or food insecurity in a region; poverty reduction strategies, and how they affect the farming system and local people; self-sufficiency in major staple foods.
- **Land type, natural resources and infrastructure** – Climate and biophysical factors – for example, irrigated land, hilly uplands, remote mountain areas, arid and semi-arid lands; availability of infrastructure (roads, markets, telecommunications, irrigation, input supplies, etc.) and government services (extension, education, security, etc.).
- **Commodities** – Major commodities in the country or region, as a source of cash or subsistence (e.g., cotton in Mali, coffee in Honduras, rice in the Philippines); roles of these commodities in creating income and employment.
- **Shocks** – Major recent shocks (drought, hurricanes, conflict, structural adjustment, devaluation, HIV/AIDS, etc.) and vulnerabilities (factors that make people more likely to be affected by these shocks) that might affect the region or farming system.
- **Politics** – Political and economic stability of the area, causes of actual or potential conflicts, pressure from political parties or interest groups.
- **Demography** – Population density and trends, pressure on key natural resources (as revealed by soil erosion, water supplies, deforestation, etc.), urbanization and migration.
- **Culture** – Cultural diversity and indigenous values attached to the farming system, its farming practices and agricultural products.
- **Economics** – Roles of agriculture and the farming system for employment, added value, industry, and environmental externalities (such as watershed protection). Economic potential of the region or commodity. Overall importance of the system for rural and urban economic development (employment, income, foreign exchange generation, etc.).

Suggested procedure

The procedure below is an example applied to a particular farming system that the study sponsors have already chosen. Adapt the procedure if you are focusing on a specific region, commodity, or theme.

- 1 Select those criteria that are important for your situation.
- 2 List the sub-farming systems, commodities or regions that are relevant.
- 3 Gather data on these from secondary sources (e.g. planning documents; global, national and sectoral reports; surveys, databases and maps).
- 4 Where needed, discuss with key informants (relevant ministries, NGOs, stakeholders, researchers, etc.).
- 5 Rank the sub-farming systems according to your criteria and select the most important.

- 6 Select a region that best represents the farming system you have chosen. Choose more than one region if you suspect that there may be major differences among different parts of the country.
- 7 Contact the local authority in the region (or other key stakeholders, such as an NGO active there). Ask for their assistance in implementing the study.
- 8 With the help of the local authority or NGO, identify districts or villages where you can meet with local people to elicit their views.

Feasibility

Make sure that it is feasible to study the farming system (or commodity or region or theme) you have chosen. It may be difficult for various reasons: lack of time or money, remoteness, lack of information, or security problems in a particular area. Make sure that you can overcome these problems before deciding on a particular area.

However, do not fall into the trap of studying a particular region or topic merely because it is convenient. Areas close to the capital city are likely to have much better access to markets or government services than remote regions. Policies based on a study of an easily accessible area may not be appropriate for remote areas.

3 ANALYSE THE CURRENT SITUATION

This step has four aims:

- To find out what local people see as **goals** for agriculture and rural development in their area.
- To identify suitable **indicators** for accountability on these goals, and for monitoring and evaluation of SARD.
- To find out the current **situation** in agriculture and rural development.
- To diagnose the **strengths, weaknesses, opportunities and threats** for sustainability in the current situation.

3a Find out people's development goals

What do people want for themselves and their village? What do they see as desirable, as a “good thing”? These development goals should be realistic and attainable, given the types of interventions and policy changes that government is able to make.

Different people face different problems and have different ideas of what is a good thing. Make sure you get the views of as many different groups as possible. Table 2 has a list of some potential stakeholders.

It is the poor, disadvantaged and vulnerable who have the fewest chances to make their voices heard. Put extra effort into getting the views of the poor, women, youths, and indigenous people.

How to get their views? Here are some options on how to proceed (see also Box 2):

Box 2. Useful tools to find out people's development goals

- Participatory appraisal
- Brainstorming
- Focus groups
- Small group interviews

(see Part 3 for details on how to do these)

- **Support from local leaders** – Meet with local formal and informal leaders. Inform them of the proposed work, incorporate their ideas, and secure their commitment and support.
- **Stakeholder consultations** – Call a meeting of representatives of the various stakeholder groups in your region. Explain the concept of sustainable agriculture and rural development

to them. Ask them to describe what they see as a desirable goal for agriculture and rural people in their area. You may find it necessary to call several meetings of different groups of people. For example, women may find it difficult to express their views if men are present. Poor, uneducated people may be reluctant to talk in the presence of senior government staff. People in remote villages may not be able to come to town. Be prepared to hold separate meetings for each group, perhaps near people's homes so it is easy for them to attend.

- **Focus groups** – Hold a series of focus group meetings with representatives of each stakeholder group.
- **Interviews** – Interview individuals or small groups of key informants. Prepare a guide to make sure you (and other interviewers) remember to ask all the right questions.
- **Secondary information** – Projects working in the region you have chosen may have generated relevant information. Talk to project staff and ask for copies of their reports. Projects and NGOs working in the area may also be able to provide valuable contacts or help set up stakeholder meetings and discussions.
- **Survey** – If all else fails, you may need to do a survey to collect the information you need. Be warned: surveys take time, can be expensive, and there is a danger of collecting more data than you can analyse easily.

Through such techniques, the SARD-FSE project case studies identified development goals in its focus areas in Honduras, Mali and the Philippines (Box 3).

Box 3. Goals in Honduras, Mali and the Philippines

In the SARD-FSE project, local stakeholders formulated the following goals for sustainable agriculture and rural development:

- **Honduras** – *A productive and organized municipality with food security, health and capacity for marketing, diversification and profitability for sustainable life conditions.*
- **Philippines** – *Improved quality of life, community and family togetherness, and peace and harmony in the agriculture and rural sectors.*
- **Mali** – *Higher incomes, food self-sufficiency and maintenance of soil fertility.*

The stakeholders identified three strategic objectives for the public, civil society and private sector to pursue:

- **Empowerment of rural people** – *Providing them with a political voice, access to land and other key resources, education and training, entrepreneurial and financial capacity, and basic social services, with special attention to women and young people.*
- **Production and wealth creation** – *Intensification based on traditional and modern knowledge, technologies that use local resources efficiently, diversifying production and value-adding in the agri-food chain, and expanding options in off-farm employment, environmental services and rural/agri-tourism.*
- **Reduced vulnerability** – *Strategies to manage and recover from natural hazards, economic shocks and conflicts.*

3b Identify and select relevant indicators

You will need a way to measure progress towards the above goals, and towards sustainable agriculture and rural development in general. Two levels of indicators might be required.

The **first level** is necessary for accountability with stakeholder groups. For this, a set of **basic indicators** are needed that reflect the aspects that people think are important. For example, in the Philippines, the total amount and value of rice produced might be a good measure of agricultural production. To measure social cohesion (“community and family togetherness, peace and harmony in the agricultural and rural sectors”), you might need data on the number of households headed by single women, permanent outmigration by men or women, the frequency of conflicts over land

or other issues, crimes, etc. To measure the empowerment of rural people, key indicators might be the frequency of consultations between local government and stakeholder groups, land tenure data, data on investment from local initiatives, etc. Select these indicators in a participatory way, perhaps by brainstorming or through a stakeholder workshop.

You will need indicators for each of the main areas that people think are important – in other words, for their development goals. Choose enough indicators to give a reasonably complete picture of the situation over time, but do not choose too many (a dozen core indicators might be more than enough). Prioritize them!

The **second level** might be required by the institution that has commissioned the study, for a complete and more “technocratic” monitoring and evaluation of progress. For example you may need indicators in each of these five areas: **environmental, economic, socio-cultural, technological and institutional**. Depending on the scope of the problem, your indicators may also need to cover one, two or three levels: **national, regional and local**.

See Table 3 and Tool 1 in Part 3 for a draft list of indicators. Use these tables as a starting point, and select those indicators that are relevant for you. Adapt them or add new indicators to reflect people’s development goals and the overall monitoring and evaluation needs.

National-level stakeholders should be involved in selecting the national-level indicators, and (naturally enough) regional and local stakeholders should be involved in selecting regional- and local-level indicators.

The indicators should be:

- **Meaningful** and easy to explain.
- **Relevant** to policy and institutional analysis and action: it should be possible to draw useful conclusions from them.
- **Reliable** – they must reflect what they are supposed to measure, and the data must be more or less accurate (though don’t expect them to be free of errors!).
- **Available** – there is no point in choosing an indicator that cannot be measured, or would be too expensive to measure. You may list the indicators you have chosen in a table like this:

TABLE 3
Indicators for sustainable development

Criteria	Environmental	Economic	Social	Cultural	Institutional
National					
Regional					
Local					

Once you have selected an initial set of indicators, test them to make sure that they are appropriate, and that it is possible to gather the information needed. Ask the stakeholders to assess each indicator, asking these questions:

- Are the indicators relevant and useful?
- Are data available, and if not, is it possible to generate them?
- Are any other indicators needed?

If you are conducting the study in several different areas, you may divide the indicators into three groups:

- **Obligatory** – It is vital to collect these data.
- **Optional** – Collect these data if possible or relevant.
- **Local or specific** – Collect these data in particular areas or situations.

The SARD-FSE study in the Philippines adapted this approach slightly. Table 4 shows the indicators chosen for monitoring and evaluation of sustainable agriculture and rural development in the Philippine study.

TABLE 4
Key indicators used in the SARD-FSE study in the Philippines

	Environmental	Economic	Socio-cultural	Technological	Institutional
Key principles	Ecologically sound	Economically viable	Socially just/ acceptable; culturally appropriate	Technologically appropriate	Socially just/ acceptable; develops full human potential
National	Land use & conversion – land use area by category; annual conversion rate & total area converted Annual deforestation rate & changes in forest land area; total area reforested by government & private sector	Population – urban & rural growth rate Average family income & expenditure Poverty incidence Literacy rate Rice area harvested & yield/ha Distribution & use of rice production	Population growth rates Low dependency ratio Migration rates % of landless Quality of life index	Availability of technology on water resources management Watershed condition (status & trend) Water quantity and quality (irrigation) Major risks from natural disasters	Existence of national sustainable development strategies Ratification and implementation of ratified global agreements Expenditures on R&D
Regional	Soil fertility: soil organic matter, soil pH (soil acidity), chemical fertilizer use Water quality; depth of water table; surface water from rivers, dams & creeks Land use & land conversion, land use area by category; total area legal & illegally converted into non-agri uses	Labour Farming inputs Other expenses Yield Price of products Land tenure Membership in orgs Credit & interest rates Subsidies to production and market	Population growth rates Low dependency ratio Migration rates % of landless	Availability of technology on water resources management Watershed condition (status & trend) Water quantity and quality (irrigation) Major risks from natural disasters Climate and biophysical factors Typology of selected farming system	Governance: Identification and analysis of modalities and effectiveness of governance and participation of local populations (services provided, resources, interrelationships, devolution, transparency, participation, level of accountability, facilitating and hindering factors for sustainable agriculture integration, etc.) Public awareness and information Role of civil society organizations
Farming systems	Soil fertility – soil pH (soil acidity); amount of chemical inorganic fertilizer used. Water quality – depth of ground water table for irrigation and domestic use. Pesticide use – amount of pesticide use; decrease in beneficial and edible farm dwelling organisms	Household income Income sources Yield % of on-, off- and non-agricultural income sources Labour Farming inputs; Other costs Price of products	Fertility rate Migration rates % of landless	Soil acidity and organic matter (status & trend) Availability of technology to correct soil constraints to rice production Availability of crops that can tolerate adverse soil conditions Use of external & internal inputs Practices, management & performance for: - Agriculture - Fishery - Forestry	Identification & analysis of governance modalities, effectiveness & participation of local populations, (services provided, resources, interrelationships, devolution, transparency, accountability, facilitating & hindering factors for sustainable agriculture integration Asset reform laws & implementation, e.g. for land, water, credit Participation of farmers in decision-making processes Farming system sustainable development strategies Source & investment in R&D & other development activities at farming system level

3c Analyse the national situation

You will need to link the analysis of the local situation with a review of the “bigger picture” of the problem at national and regional level, before “zooming in” on the focus area.

The depth and scope of the national overview (and the next step, a regional overview) will depend on several factors: the capacity of the institution that has commissioned the study, the nature of the problem, the expected outputs and resources available, and factors such as donors' views.

Gather information on the national situation from various sources, then (resources permitting) hold a workshop with key stakeholders to analyse the national situation. Here are some things to look at:

- **History, population and culture.**
- **Institutions, programmes or projects and policies** adopted (or planned) that impact on agriculture and rural development. Examples include food security and sustainable development programmes, environmental conservation activities, agricultural and rural development schemes, and poverty reduction projects.
- **Major risks and shocks** that people have to cope with (for example, AIDS and other diseases, drought and armed conflicts).
- **Government**, its characteristics, levels, services and effectiveness, and the local population's participation in it (including disadvantaged people, women and youth).
- **Selection of the regions**, farming systems and local areas to study (if you have not already done this).
- Identify key **trends, challenges and trade-offs** for the sustainability of agriculture and rural areas at the national level.

It may be useful to compare the national context with the situation in neighbouring countries.

3d Analyse the regional situation

Once you have understood the national situation, you can focus on your selected region. Again, you can do this by gathering information from different sources, then convening a workshop of stakeholders to discuss the regional situation. Some items to consider (some of these are the same as at the national level):

- **Institutional landscape** at the regional and local levels, projects or policies that may affect agriculture and rural areas, and the identity and profile of various groups of stakeholders.
- **Major risks and shocks.**
- **Government** characteristics and involvement of local people.
- **Indigenous culture**, demography and social characteristics.
- **Food security** in the community.
- **Climate and biophysical factors.**
- **Environment** and natural resources.
- **Economic factors**, including extent and distribution of poverty, markets and non-farm employment, infrastructure and access to resources.
- Criteria for selecting **specific localities or farming systems** for study (if you have not done this already).
- **Sustainability of agriculture and rural areas** at the regional level. Identify key trends, challenges and trade-offs.

3e Analyse the local situation

You can now analyse the situation in the local area or for the farming system you have selected. Again, do this in a participatory manner. For example, you can gather information through semi-structured interviews or focus groups, and do the analysis through a stakeholder workshop.

Here are some things to check (select those that are relevant for your situation):

- **Household assets and priorities.**
- **Land tenure, land use and distribution.**
- **Agricultural, livestock, fishery and forestry** practices, management and performance.
- **Food security** at the household level, including human nutrition issues.

- **Culture** – heritage (building, landscapes, products), identification and conservation of indigenous knowledge, traditional technologies and know-how. Consider cultural diversity and social or cultural features hampering sustainable development (such as attitudes towards technology, risk, change and environment).
- **Social aspects** – equity, vulnerability or resilience of communities, management and conditions of work (wages, duration, difficulty, safety), access to information, training and basic social services (health, education, housing, sanitation), involvement in decision-making, social stability at the community level, gender balance and youth roles.
- **Economy** – household income, food grown by the household for home consumption, access to resources such as land, water, credit, inputs, infrastructure (roads, transport, water, irrigation, energy, markets), technological innovations (use of improved varieties, commercial inputs, irrigation, integrated pest management, intensification, etc.), value-adding and processing of products (post-harvest handling, diversification of products, packaging, etc.), product marketing (market access, networks and services for local markets and export), profitability of farm enterprises (income, production costs, net income per hectare, labour units, options for increased profitability), non-farm and off-farm enterprises or income sources (such as work in town), food quality and safety, economic organization of farmers and producers, outside investment, research and development, extension and information services, and linkages with other sectors (e.g., industry, tourism, services), animal well-being.
- **Environment** – status and management of renewable and non-renewable natural resources: water (quality and amount), soil fertility and erosion, biodiversity (wild and domesticated, animal and plant), air (quality, climate change), energy (consumption of fossil fuel, production or use of renewable energies), landscapes, prevention of natural hazards (fires, avalanches, floods, landslides), and environmental risks and management of their causes.
- **Sustainability of agriculture and rural areas** at the local level. Identify key trends, challenges and trade-offs for the sustainability of agriculture and rural areas.

3f Analyse strengths, weaknesses, opportunities and threats

Now you have gathered the information, you can work with the stakeholders to analyse the strengths, weaknesses, opportunities and threats (SWOT) in agriculture and rural development in your region and location. See Part 3 Tool 9 (*SWOT analysis*) for how to do this.

You may choose to do a SWOT analysis just for the local area, or for the local and regional levels, depending on the nature of the problem.

The SWOT analysis provides a basis for planning strategies in subsequent stages of the process.

4 IDENTIFY SCENARIOS FOR THE FUTURE

4a Identify long-term trends in the locality or farming system

The aim of this step is to trace how the locality or farming system has changed over time and to identify the trends and forces that have caused this change (see also Box 4). Changes may be:

- **Structural** – land use, availability of natural, human and financial resources, assets, type of production.
- **Operational** – farm practices, animal management and forestry techniques, use of inputs and management levels, land management, etc.
- **Functional** – use of products and processing, proportion of production sold, market location (local, distant, exported), yield and profits, use of credit, amount of income or savings, linkages with non-agricultural and urban activities.

TABLE 5

Summary of the SWOT analysis for the maize/beans-based farming system in Lempira Sur and Santa Barbara, Honduras.

<p>Strengths</p> <p>Technological-economic – Both crops are used for food security and for social, economic and cultural reasons. The region is endowed with fertile, clayey soils, and both crops are managed in a rotational and integrated system. Family labour is extensively used. The “quetzungual” agro-forestry system performs well as an option to traditional slash-and-burn.</p> <p>Political-institutional – The municipality is gaining experience with strategic community and economic planning. Producer training and skill development programmes are gaining in strength. The rather lengthy cropping period keeps family labour on farms. Vulnerable groups, such as women and youth, are pro-active in social, cultural and productive activities.</p>	<p>Opportunities</p> <p>Technological-economic – Water resources are adequate for home consumption and production. Irrigation projects are starting with profitable crops such as vegetables, plantains and pineapples. A dynamic land market is developing with remittances sent from abroad. The region has potential for commercial development due to its proximity to an attractive market in El Salvador and tourists’ demand for handicrafts. The mountainous terrain has potential for providing environmental and rural/agri-tourism services. The “quetzungual” system is ready for up-scaling because it improves the yield, viability and sustainability of the maize-bean system.</p> <p>Political-institutional – Handicrafts are a competitive option for export development. Local people are excited about participating in the government’s decentralization process, and this augurs well for local ownership of strategies, enterprise development and a more equitable distribution of resources. The region seems attractive to public and private institutions that provide savings and credit services. The dissemination of cultural heritage through fairs, dances and foods can be accelerated with the help of government and NGOs.</p>
<p>Weaknesses</p> <p>Technological-economic – Land is used more to produce for home consumption, there are issues of legal ownership and land use, lack of storage facilities for native seeds, excessive use of chemicals and residues in coffee production, and problems of with high input costs and unstable product prices. Overall production is low because of low yields and small farm size. In agriculture, job opportunities are limited, unlike in the thriving clothing industry.</p> <p>Political-institutional – Farmers do not perceive maize and bean production as a commercial activity. Local Institutions including educational and health services are limited, and so also are the road infrastructure and public investment. The region lacks planned technical and financial assistance and storage facilities. For all the above reasons, the rural people, especially the young, are migrating to urban areas and abroad.</p>	<p>Threats</p> <p>Natural-technological – Natural disasters in the region seem to be occurring with greater frequency: major hurricanes, flooding and landslides in 1974, 1983 and 1998; El Niño in 1997 and drought in 1999, and erratic rainfall. These have damaged coffee, livestock, food crops, roads and bridges, and basic social and family infrastructure, costing millions of dollars in direct and indirect effects. The high level of slash-and-burn agriculture and accompanying deforestation, with population pressure, threatens the long term sustainability of the maize/beans-based system.</p> <p>Political-institutional – Up to the 1980s, inadequate health facilities resulted in serious human diseases (scarlet fever, tuberculosis, diphtheria) affecting especially children and young people. The lack of adequate education and training of rural producers and people result in high rates of illiteracy and limited capacity to participate in development of the region. 5 years of low international coffee prices have drastically affected the income of farmers, workers and others up the chain. Areas close to El Salvador were affected by the armed conflict in that country, families were disrupted, lands and production were abandoned, and tenure problems ensued.</p>

Source: Extracted from Honduras SARD-FSE case study

Box 4. Examples of general trends in tropical farming systems

- From long fallows to short fallows, to permanent land use
- From low-intensity to high-intensity crops
- From rainfed to irrigated farming
- From natural grazing to cultivated fodder for ruminants
- From arable farming to perennial cropping
- From single to multiple cropping
- From natural regeneration of soil fertility to intensive systems of manuring and fertilizing
- From hoe cultivation to animal traction to tractorization.

Adapted from Ruthenberg (1971)

This step should produce the following:

- A list of the main historical **milestones** in agricultural and rural development in the country and region.
- Long-term **trends** in the farming system over the last 50 years (or longer). This would include a summary of interventions made by various institutions over this period (both successes and failures), and their favourable or unfavourable impacts.

It is important to discover the types of changes that have occurred, how they came about, or who made the key decisions and made the change possible, what elements facilitated the changes (e.g., education, extension services, shocks or emergencies), and what has been the scale of the changes (community, region, or the whole country).

Useful techniques include review of secondary data and the literature (including historical records); semi-structured interviews with key informants such as academics and elderly farmers, multi-stakeholder workshops and focus group interviews with knowledgeable people. See Part 3 Tool 8 (*Historical trends and milestones*) for one way of handling this step.

4b Identify the causes of changes

What has caused these changes?

Analyse your data and ask the stakeholders to identify possible causes of the changes. These causes can be divided into two categories:

- **Internal factors**, which the people or government in region or location might be able to control.
- **External factors**, beyond their control.

Box 5 lists some potential causes of changes in farming systems.

After identifying the most important causes of change, you can investigate these causes in more detail to understand their context and sources, and their effects on the farming system.

4c Identify future scenarios: probable and desirable

The previous step identified the past and current trends in the locality or farming system. You can now ask the stakeholders to predict what is likely to happen in the future if these trends continue. Think of a point in time, from 10 to 25 years into the future. What will the area look like then, given “**business-as-usual**”? What will the agricultural production system be like? How about the society and economy?

You can then ask stakeholders to think of a more desirable situation for the same point in the future. This **optimistic scenario** should be based on their development goals (Step 3a), but it should be plausible. Ask them to describe the scenario in detail.

See Part 3 Tool 11 (*Scenario analysis*) for suggestions on how to do this.

Box 5. Possible causes of changes in farming systems

Natural resources and climate

- Resource depletion and degradation (forests, water, soil fertility and erosion, biodiversity), climate, energy consumption, and landscapes.

Cultural and social

- Inter-household and community organization, cultural/indigenous values and norms, religious beliefs, concepts of wealth, gender issues, demographics, migration, class structure, etc.

Political, institutional and public goods

- Policies – fiscal and monetary, trade and exchange rate, labour and employment, investment and foreign aid, population, income and equity, property rights, agriculture and rural development, natural resources and environmental protection.
- Decentralization, people's participation and empowerment, role of non-state actors, valuation and monitoring of the various functions of agriculture and land.
- Education and health.
- Credit, input supply, product processing and marketing.
- Research and development, extension, training, information and communication.
- Links among civil society/NGOs, community organizations, the public and private sectors, and external agencies.

Trade and market development

- Land and labour markets changes.
- Investment – public, private and external donors.
- Financial tools, e.g., credit for farm production, infrastructure and marketing.

Science and technology

- Improved germplasm, management practices, farming systems research, extension, promotion through development projects.

Disasters and vulnerability

- Droughts, storms, floods, civil disturbance, armed conflict, drug trade, violence and insecurity, access to foreign exchange, etc.

Adapted from Dixon et al. (2001)

Ask the stakeholders to suggest changes in policies that would help achieve the desirable scenario. These suggestions form input into the next stage in the process.

Box 6. Stakeholders' analysis of future scenarios to 2030 in Mali

Workshops were organized in Sikasso, Mali, to identify trends and drivers in the long term evolution of the cereal and root crops-based farming system where cotton is the main cash crop. Stakeholders involved at both regional and national levels were government officials, elected authorities, farmers and producers, public and private technical agricultural support services, civil society, private sector representatives and donors. Two plausible scenarios over the coming 25 years were developed, discussed and endorsed at these stakeholder workshops:

- 1 The **status quo** or **business-as-usual scenario** is based on the hypothesis that historical and current trends will continue. Sustainable agriculture and rural development is a matter of serious concern. An ecological crisis is very likely in the short run because there is a need for immediate activities to protect and restore the natural resource base, and need for a reduction of the policy priority granted to cotton at the expense of other productive systems, including cereal and tubers. A major social crisis is threatening; there is an urgent need to accelerate decentralization and to delegate administrative authority effectively to the regional level. The traditional cereal and root crop system will be affected to the point that its mere existence could be interrupted; there is a need to consider such a prospect and its social, ecological and economic consequences in policy making.
- 2 The **positive evolution** or **optimistic scenario**, in which the natural resources base and the environment are protected, may materialize if two key conditions are met: (a) reforms to delegate administrative authority and decentralization are effectively implemented; and (b) actions to build the technical and institutional capacity of local stakeholders (public, private, producers and farmers and other groups of the civil society) are strongly accelerated. In this scenario, local stakeholders are expected to manage sustainable agriculture and rural development programmes and practices, after having been involved in policy design and implementation. The “Chambres d’Agriculture” and producers’ organizations are empowered and capable of playing a lead role in sustainable agriculture and rural development policy design and delivery

Extracted from Mali SARD-FSE case study

5 IDENTIFY RECOMMENDABLE POLICY CHANGES

The “business-as-usual” scenario shows where the region or locality is heading. The optimistic scenario shows where people would like it to head. What policy changes are needed in order to achieve the desirable scenario?

It is risky to recommend changes in national policies based on the analysis of a single district or farming system. So consider recommendations at a lower level – for example, changes the regional government can make.

Below is a suggested procedure to develop and prioritize a series of policy recommendations. You can do this through a stakeholder workshop (you may need several workshops so you can obtain inputs at the regional as well as the national level). The workshop participants should include national and local government staff, staff of NGOs and community organizations, private enterprise, research and educational institutions, and donor agencies.

Box 7 lists some policy areas to consider during the workshops. The participants’ experience will highlight those policy areas that are sensitive, feasible and strategic for the problem under review. Identify clearly those policy areas that are most “critical” and might deserve considering changes or specific measures.

Box 7. Policies areas of possible relevance to farming systems**General economic and social policies**

- Fiscal and monetary policies
- Trade and exchange rate policies
- Income, labour and employment policies
- Investment and foreign aid
- Population policies
- Basic social services (education, health, housing and sanitation)

Policies related to agricultural and rural development

- Rural infrastructure
- Building human capital for rural sector
- Agricultural research and technology development
- Agricultural prices
- Stabilization and risks in agriculture
- Direct government involvement
- Sustainable livelihoods
- Food security, food safety and nutrition

Policies related to rural markets and property rights

- Agricultural products marketing policies
- Land tenure and other resource property rights (e.g. water, forest and biodiversity)

Policies aimed at establishing democratic and participatory processes

- Local institutional development
- Decentralization, accountability and roles of non-state actors
- People participation and empowerment

Policies focused specifically on natural resource use and environmental protection

- Direct government environmental action
- Control instruments
- Economic incentives

Adapted from Hardaker (1997)

FAO experience has demonstrated that progress towards sustainable agriculture and rural development almost everywhere requires certain common prerequisites (Box 8). Try to have the workshop participants review the extent of the “critical” policies listed in Box 7 and fulfil these requirements.

Box 8. Requirements for progress towards sustainable agriculture and rural development**Approaches and actions**

- Involve rural communities, and different stakeholder groups, as leaders and stakeholders in decision making.
- Develop partnerships, timely and transparent information flows, and networking links among civil society, public and private sectors, in support of decision-making and policy-making processes.
- Develop and apply ways to value, monitor and evaluate the various functions of agriculture and land, as well as progress towards sustainable agriculture and rural development.
- Enhance the capacities of stakeholders and relevant groups.

Availability and access to resources and opportunities

- Improve and secure access to land and other resources.
- Make appropriate technical information available to farmers and other users.
- Improve access to credit and other financial instruments.
- Improve access to markets.
- Ensure political voice and influence for local people.

Adapted from FAO (1999)

Government agencies and other development actors can use various institutional strategies and approaches to improve their services. Box 9 lists some options to consider.

Box 9. Potential institutional strategies and approaches for improved services

- Multi-sectoral, sector-wide, multi-institutional and interdisciplinary approaches.
- Decentralization and empowerment at the regional and local levels.
- Co-management models involving government agencies with the poor, weaker or disenfranchised beneficiaries, women, youth and indigenous people.
- Technology transfer, dissemination and information networking among marginalized groups.
- Participatory and action research approaches for poor households.
- Innovative agricultural service delivery (e.g., seed and input supply, rural finance, marketing).
- Institutional services to support micro, small, and medium-size enterprises.
- Farmers' associations to develop agricultural enterprises to strengthen farmers' participation in the food chain, and contribute to food security and poverty reduction in rural areas.

5a Identify and prioritize strategic objectives

Ask the stakeholders to identify strategic ways to steer the local area or farming system towards the optimistic scenario. You may have done this already as part of Step 4c. If not, use brainstorming to generate a list of strategic objectives (see Part 3 Tool 2, *Brainstorming*).

Ask the participants to rank the objectives in order of importance.

Table 6 shows the results of such an exercise in the Philippines SARD-FSE study.

TABLE 6

Strategic objectives and priorities from the Philippines SARD-FSE study

Recommendations	Priority
Increase agricultural productivity	1
Increase investment in agriculture	2
Improve trade and market linkages	3
Strengthen people's organizations	4
Strengthen extension and farmer education	5

5b Identify specific objectives

Select the top-priority objective, and ask participants to suggest specific objectives that will help achieve it. Again, you can use brainstorming to do this. It is likely that many of the ideas will already have emerged during previous steps in the policy development process.

Box 10 lists eight specific objectives that emerged in the Philippines when participants were discussing the top-priority objective of increasing agricultural productivity.

When the participants have finished working on the top priority strategic objective, ask them to turn their attention to the second-priority strategic objective. Ask them to suggest specific objectives for this too. Repeat this procedure until you have covered all of the strategic objectives.

To save time, you can ask small groups of participants to discuss different strategic objectives, and then to report back to the plenary.

Box 10. Example of specific objectives from the Philippines SARD-FSE study

Strategic objective

- Increase agricultural productivity

Specific objectives

- 1 Develop high yielding varieties of rice and other crop species and livestock breeds well-suited for rainfed lowland environments.
- 2 Conduct other related research on crops, livestock, and social components that will influence the agricultural productivity.
- 3 Develop irrigation facilities and provide alternative sources of irrigation water.
- 4 Identify and promote cultural management practices that improve soil fertility, with emphasis on organic production.
- 5 Introduce crop diversification and mixed cropping.
- 6 Ensure non-conversion of agricultural lands for other uses.
- 7 Protect and restore watershed areas.
- 8 Increase farmers' access to agricultural resources and support services.

5c Identify and prioritize potential policy measures

The participants should now start to discuss each specific objective in more detail. For each of these objectives:

- 1 List the relevant policy measures recommended by **local stakeholders** (Step 4c above).
- 2 Ask participants to identify **existing policies** that are relevant to this specific objective.
- 3 Ask them to say whether those existing policies help achieve the objective. Are they **favourable, neutral or unfavourable**?
- 4 Ask them to identify **gaps** in the policies that should be filled. If the policies are unfavourable or neutral, it is likely that these gaps will be large. But even if the policies are favourable, there are still likely to be gaps. Ask the participants to identify these.

- 5 Ask participants to consider the local stakeholders' recommendations and **refine** them in light of the existing policies and the gaps they have identified.
- 6 Ask participants to **rank** the recommendations. Tell them to consider things like feasibility and cost when they make the ranking. You can use Table 7 as a basis for this exercise.

TABLE 7

Policy ranking matrix

	Strategic objective 1		
	Specific objective 1	Specific objective 2	Specific objective 3
Recommended policy measures of local stakeholders			
Existing policy instruments that are relevant			
Evaluation of existing policy instruments (favourable, unfavourable, neutral)			
Adjusted/refined recommendations for implementation			
Priority ranking of recommendations (high, medium, low)			

Table 8 shows an example of the results of this exercise, developed by the SARD-FSE project in the Philippines. The columns in the table show three of the eight specific objectives participants identified, to achieve the strategic objective of increasing agricultural productivity (Table 6 and Box 10 above).

5d Determine who should do what

Who should do what in order to implement the recommendations? And how much will it cost?

Ask the stakeholders to identify the level at which each recommendation should be implemented, which organization is responsible for decision making and execution, the cost over several years, and the timeframe.

Part 3 Tool 13 (*Policy action matrix*) suggests a way of doing this.

5e Validate the results

Depending on how you have organized the process, it may be necessary to validate the results. This can be done through workshops during which the findings are presented and reviewed by key stakeholders, and possibly adjusted. Two groups are particularly important:

- **Local stakeholders.** Make sure that you keep them informed, and make sure they agree with what *you* say they said! Do not be surprised if they ask for more information and support to involve and mobilize more participation at grassroots levels.
- **National-level policy makers and donors, and senior regional policymakers.** They hold the purse-strings, and they have to approve your findings and start the bureaucratic wheels rolling to put them into action. You will have to convince them that the ideas that have emerged from the process are good ones.

TABLE 8
Example of analysis and prioritization of three specific recommendations from the Philippines SARD-FSE study

Specific objective	1. Develop high yielding varieties of rice and other crop species and livestock breeds well suited for rainfed lowland environments	2. Conduct other related research on crops, livestock, and social components that will influence agricultural productivity	3. Develop irrigation facilities and provide alternative sources of irrigation water
Existing policy instruments	AFMA, National Rice Production Programs	DA-BAR Research programme	AFMA, NIA, DA-LGU
Valuation of existing policy measures	Favourable	Favourable	Favourable
Policy gap	Strengthen breeding research at the regional level On-site testing of suitable varieties and crop species	Limited to national thrusts programme	Policy on credit with lower interest Alternative sources of irrigation water
Recommendations	Allocate more resources to regional breeding centre Localize testing of appropriate varieties and crops	Give equal importance to organic farming Look at the policy gaps: government has not documented community efforts on crop improvement Research community developed seeds	Generate more technology on water management and utilization Explore other sources of irrigation water Consider possible dislocation of communities, emerging water problems, participation of communities
Priority ranking (1 is highest)	3	4	1
Key result areas	Adoption of new cultivars by the farmers or users	Adoption of organic farming technologies	Efficient and equitable water supply and distribution
Execution level	National, regional, farming system	National, regional	National, regional, farming system
Responsible stakeholders	Philippine Rice Research Institute, Bureau of Agricultural Research, Fruits and Vegetables Research Centre at Central Luzon State University, Bureau of Animal Industry	NGO, people's organizations	NIA, DA, local government units, Irrigators' Association
Time frame	Medium term	Medium term	Short term

PART 3

Tools for policy and institutional analysis

This Part describes various tools and techniques that you can use in the participatory policy development process. Many of them were used during the SARD-FSE project in Honduras, Mali, and the Philippines.

Most of these tools are designed for use with groups of stakeholders, ranging from villagers to government officials. Select those that are suitable for your own situation, and adapt them as required.

Good facilitation is essential. The facilitator must be able to design and conduct activities that involve people and enable each person to express his or her opinion. It is important to guide the process so that it achieves its purpose, in an efficient and if possible enjoyable manner. The facilitator must be able to build trust among participants from diverse backgrounds, encourage them to share their views, and deal with difficult situations that may arise. He or she must be able to synthesize the ideas expressed in a way that motivates participants to move the process forward.

With all of these tools, try to get the participants to take control as much as possible. For example, once you have explained how to do the exercise and perhaps worked through the first round, you may be able hand over the facilitation (and the marker pen!) to one of the participants, then guide from the background. That saves you work, and allows them to feel in control of the process and results.

Many other tools can be used in participatory policy development. For example, many of the methods used in participatory rural appraisal and in participatory training sessions can be adapted for policy analysis and development. For further details, see the *References* after the description of each tool and in Part 4.

1 CHECKLIST OF INDICATORS FOR SUSTAINABLE DEVELOPMENT

Table 9 to Table 11 show a list of indicators that can be used to track progress towards sustainable development at various levels: national, regional and local.

These indicators fall into various types:

- **Pressure** – e.g. intensified use of a resource such as land or water
- **Status** – describes the condition
- **Impact** – the effects of previous action
- **Response** – the response to pressure, status or impact conditions.

These indicators can be measured in quantitative or qualitative terms.



TABLE 9
National level indicators

Theme/sub-theme or criteria	Indicators	Type of indicator
Social		
Population growth and life expectancy	Rates of population growth over time in urban & rural areas; Mortality rate of children < 5 years old; Average life expectancy	Pressure
Poverty index	Number and % of families below poverty threshold, Gini index of income inequality; Human development index; % Absolute poverty	Status
Food security	Agricultural land per person (ha); food production index; annual export & import of basic food staples	Pressure
Cultural		
Ethnic or indigenous population & customs	% composition of ethnic population; traditional culture festivals, educational programmes, etc for promoting indigenous customs/ languages	Status
Environmental		
Land use & land use conversion	% area abandoned or converted to specific uses (residential, industrial, etc.)	Impact
Biodiversity	% forest area, arable land, permanent crop land and protected areas; protected area as % of total area	Status
Economic and human loss from natural disasters	Number of threatened species; number and type of natural disasters (typhoons, flooding, drought, earthquake, etc.)	Status
Water quality	Presence of water-borne diseases; sources of water for domestic & agric purposes; agricultural pesticide use (quantity)	Impact
Atmosphere	Emission of greenhouse gases (depends on available data)	Impact
Economic		
GDP per capita	Average income, amount	Response
Debt/GNP ratio	Debt/GNP ratio	Response
Fossil energy use	Annual energy consumption per capita	
Investment	Rate of investment as share in GDP	Status
Trade in goods and services	Balance of trade in goods and services	Status
Food exports/imports	Balance of food exports and imports	Response
Institutional		
Existence of national sustainable development strategy	Yes/no on existence; national mechanism for coordinated planning & evaluation; existence of programme for national sustainable development, e.g. leading to publication & dissemination of state agenda, document, report, compilation of strategies	Response
Ratification and implementation of global agreements	Number of agreements signed on sustainability-related issues, e.g. climate change, desertification, biological diversity, hazardous wastes and toxic chemicals	Response
Policy to protect indigenous knowledge	Yes/no	Response
Expenditure on research and development	Total domestic expenditure on scientific research and development as a % of GDP	Response

TABLE 10
Regional level indicators

Theme/sub-theme or criteria	Indicators	Type of indicator
Social		
Literacy rate	Children of school age attending school; Adult and child literacy rate	Status
Access to safe drinking water	% households with access to potable water	Status
Malnourished children	Mortality rate < 5 years age/1000 population	Impact
Population density	Inhabitants/km ²	Impact
Poverty intensity	% of poor	Pressure
Population growth	Population growth rate	Pressure
Cultural		
Existence of policy & conservation effort of cultural heritage	Existence of local government policies, laws & programme to protect and promote indigenous peoples, R&D on their knowledge systems on agriculture.	Response
Ethnic & indigenous population	% ethnic composition; existence of cultural institutes or businesses to promote indigenous customs, practices, cuisine and handicrafts	Status
Environmental		
Area affected by erosion, degradation and salinization	Soil erosion rate; Area affected severe soil erosion, % of arable land; Soil fertility level	Impact
Deforestation / reforestation	Past (30 yrs back) and present forest area; Forest as % of land area	Impact
Water quality	Water sources; Presence of water-borne diseases	Impact
Water resources	Irrigated land (% of total agricultural land)	Impact
Biodiversity	Number of crop & animal species and varieties; Protected area (%)	Impact
Economic		
Structure of employment	% employed in agriculture	Status
Public investment	Budget allocation for local government, \$/capita; Number of external development assistance projects; Km on road network	Response
Institutional		
Territorial sustainable development strategy and capacity	Existence of strategy; capacity to plan, execute and evaluate sustainable agriculture and rural development programmes	Response
Expenditure on R&D and extension	\$ per capita expended on research and extension	Response

TABLE 11
Local or farming system level indicators

Theme/sub-theme or criteria	Indicators	Type of Indicator
Social		
Access to safe drinking water	% households with access to potable water (source)	Response
Ratio of the poor	Households by main sources of livelihood (%)	Impact
Organizations on women & gender issues	Number/% of women at decision level in local organizations	Status
Resource tenure	Average farm size per household (ha)	Status
Literacy rate	% literacy	Impact
Cultural		
Cultural activities and indigenous issues	Important cultural, indigenous or religious festivals, shows, activities; economic importance of traditional handicraft, dances, foods, or other; existence of programmes, conflicts or other issues with indigenous people	Status
Environmental		
Biodiversity	Number of species or varieties/ha used in crops and livestock	Status
Water quality	Kg/ha/year chemical fertilizer used; Kg/ha/year pesticide used	Pressure
Soil & water resource conservation	Soil fertility level; Amount of organic fertilizer/ha/year	Response
Economic		
On- and off-farm income	Amount of household income per source (local currency) and % of on-farm household income	Status
Home consumption	% of farm production consumed at household level	Status
Access to credit	% of farmers use formal credit; Estimated total cost of credit	Response
Evolution of market prices	Prices indexes for crops and inputs	
Animal well-being	OECD agri-environmental indicators, if needed	
Structure of export	Quantity and composition of exports	
Type of farming systems	% of farmers with subsistence, commercial and/or export objectives; % of family income generated from farming.	Status
Institutional		
Municipal or village participation in decision making	Capacity for developing, implementing & monitoring strategies for sustainable agriculture	Status
Associations & literacy centres	Number and types of associations and literacy centres working with farmers, women, youth, and others	Response
Civil society involved in production	Number of producer or farmer organizations involved; number of other types of NGOs	Response

References

CIAT, 2000; European Commission, 2001a.

2 BRAINSTORMING

Objectives

To generate a range of ideas, perspectives or priorities from participants. Brainstorming is often a first step in a discussion of policies and strategies. It may be followed by more formal data collection and analytical methods.

Methodology

Brainstorming can be carried out individually, in small or large groups. Here are some ground rules to make it successful.

- 1 Get someone to facilitate the brainstorming.
- 2 Define the question or issue to address. Write this on a flipchart or chalkboard so everyone can see it. The more clearly stated the problem, the better the session will be.
- 3 Ask each participant to think of as many ideas as she can about this topic. Give them time to think. Some participants may ask for clarification. This usually “breaks the ice”. Make sure everyone understands the problem or issue.
- 4 Go around the group, asking each person to briefly state **one** of his or her ideas. As each person speaks, the facilitator can jot down the idea on the flipchart or chalkboard so everyone can see. Ask speakers to avoid repeating ideas that someone else has already expressed. Each person should state his or her idea as briefly as possible. Other participants should listen to each idea, suspend judgement and avoid criticizing. Do not allow any discussion at this stage.
- 5 When you have gone round the group once, go round again to allow each person to state another idea, and so on until all the ideas have been expressed. Since the aim is a large number of ideas, try to keep the ideas flowing. Do not limit the total number of ideas. Make sure all participants have contributed their ideas before allowing any discussion.
- 6 Ask the participants if they need clarification of a particular item. Ask the person who stated that item to explain. (Again, do not allow discussion at this stage.)
- 7 Check the items you have written up to see if any are similar enough to be merged. Delete any duplicates.
- 8 Now you can invite discussion, comments, criticism, etc. about the items. Try to make sure that everyone participates in the discussion. Try to establish consensus among participants in terms of the scope of the issues, priorities, actions to follow, or other points of their interest.
- 9 If you need to identify priorities, you can ask the participants to rank the items in the list. Give each person one vote, and ask them to state which item they think is the most important. Mark their votes on the list. (Alternatively, you can give them three votes each.) The item that gets the most votes wins.

Suggestions for use

Brainstorming is effective and fun. It stimulates involvement and cross-fertilization of ideas. To prevent a few quick-thinking participants from dominating, you can ask participants to write down their ideas first on cards during Step 3 above. You can also form sub-groups to allow more interaction if there are many participants. Make sure you enforce the rule of “no comments” while people are stating their ideas.

Brainstorming is a good way to generate a lot of ideas quickly. It can also be used to generate ideas for prioritizing (Step 9).

In participatory policy development, brainstorming may be useful to list people’s problems, goals, indicators, policy options, etc.

References

IAC, undated; Mycoted, 2003; Start and Hovland. 2004.

3 DIAGRAMMING AND MAPPING TECHNIQUES

Objectives

To understand relationships among institutions, system components, processes or actors. Various types of diagrams and maps can be used in participatory policy development.

Below are some examples of using these methods in policy analysis.

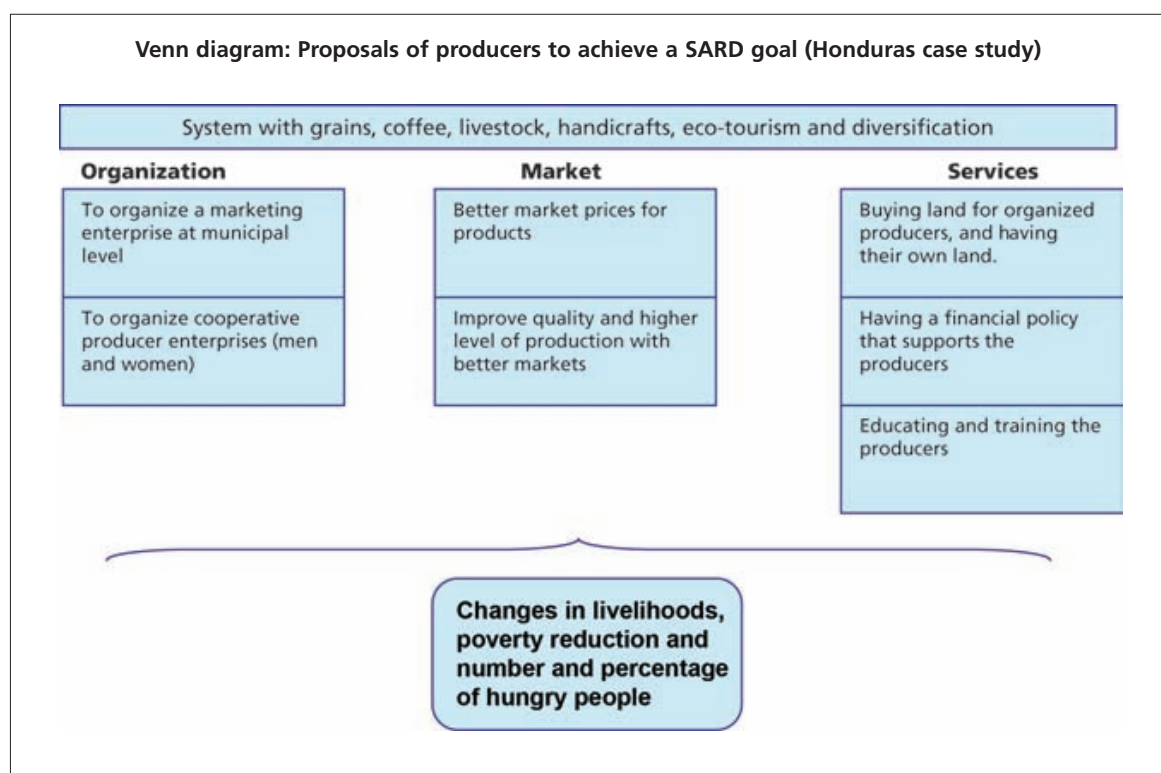
Methodology

Venn diagrams for institutional analysis

Venn diagrams show how organizations, policies, programmes or services interact with each other, and the importance of their activities.

- 1 Make a number of ovals or circles from coloured card. Make them different sizes, ranging from about A4 to half-A4 sized.
- 2 Ask participants to identify all organizations that are relevant to the farming system. Write the name of each organization on one of the ovals. Choose a large oval for an important or powerful organization, a smaller oval for one that is less important.
- 3 Ask the participants to place the ovals on the floor or table. The position of each oval shows its relationship to the other institutions: close together or overlapping for close interaction, further away for a more distant relationship.
- 4 Different stakeholder groups can do their own diagrams and then see how they are different. This can reveal different perceptions and expectations of the different groups.
- 5 Other useful analyses are to compare how these organizations currently interact, how they should interact, and how changes, new linkages or capacity building can improve their effectiveness for achieving greater coordination and effectiveness.

You can also use rectangular cards instead of ovals. Or you can draw ovals on a large piece of paper or a chalkboard.



Cause–effect analysis of a driving factor

Cause–effect mapping identifies and explains the causes or reasons for particular programmes or problems, and the effects or impacts of particular interventions.

- 1 Start by explaining what a driving factor is, and why it is important to analyse. Take time to explain so everyone understands what you mean. (Examples of a driving factor might be population growth, an improved breed or variety, falling cotton prices.)
- 2 Write the factor on a card and put it on the table or floor.
- 3 Ask the participants what happened (or happens) as a result of that factor. For example, ask them to identify events, or positive and negative changes that occurred. Write each of these consequences on a separate card and put them below the card showing the driving factor. Use sticks or short pieces of string to show the linkages between the items, or position them closer or further apart, depending on how closely they were linked.
- 4 Ask participants what happened as a result of these new events. Again, write the consequences on cards, put the cards below the events that caused them, and show the linkages with sticks or string. In this way, you build up a tree of causes and effects, all resulting from the original driving factor.
- 5 You can ask participants to explain in more detail about specific causes and effects. Such discussion can show, for example, whether the impact has been the same for different groups – perhaps women or the poor have been affected by something, but men or richer people have not.

Flow diagrams

Flow diagrams identify and analyse the positive and negative consequences of particular forces or policy actions.

You can construct a flow diagram using a similar series of steps as in cause–effect analysis, for example to show many other relationships: between institutions (as in a Venn diagram), the results of particular policies or actions, the flows of resources in a farming system or of money in an economy, and so on.

Suggestions for use

Instead of cards, you can draw a series of boxes on a large piece of paper. This allows you to draw arrows between the boxes, but it is difficult to move the boxes once you have drawn them.

You can use different types of diagrams to compare the effects on different systems, groups or time periods. Drawing the diagrams can stimulate rich discussions on how people perceive the issues.

Diagramming and mapping techniques can be simple, or as complex as you want. They are easy to construct and to understand. They can be developed by farmers and other villagers, or by highly qualified technicians. They can be developed using cards and markers, scratching with a stick in the ground, or with a mouse on a computer screen. They are excellent for building stakeholder interaction and interdisciplinary teamwork.

References

IAC, undated; Start and Hovland, 2004.

4 SEMI-STRUCTURED INTERVIEWS

Objective

To obtain information quickly from key individuals (or a relatively small number of people) on a specific topic.

Methodology

- 1 Develop a checklist of relevant topics or issues. Ensure the list is not too long, so that you can cover it in an interview in an hour or less. This list will guide the conversation. You can add new issues if necessary as you go on.
- 2 Pre-test the questions with a few people before conducting the real interviews so you can practise. This pre-test also helps you ensure the questions are easy to understand, relevant to the local situation, and are not politically or culturally sensitive.
- 3 You can interview individuals, couples (e.g. a farmer and her husband) or small groups. It is usually best to have a team of two interviewers: one to ask questions and lead the discussion, and one to take notes.
- 4 At the beginning of the interview, introduce yourself, and briefly describe the study and why you are doing it. Ask permission to take notes. Use simple language, and avoid jargon. Repeat questions if necessary to be certain the interviewee understands what you mean.
- 5 Use the checklist as a guide during the interview. It is not necessary to follow the exact order of questions, but try to cover them all. Aim for an informal, relaxed discussion.
- 6 Encourage the interviewees to express their opinions during the discussion. Ask questions that lead to topics that interest them.
- 7 At the end of the interview, ask the interviewees if there is anything they want to ask you. This can often lead to some very useful further discussions.

Suggestions for use

Open-ended questioning is more difficult and time-consuming to analyse than structured, closed-ended questions. It can be difficult to keep interviews focused, and comparing responses between groups of interviewees may be difficult – but it is usually feasible. These disadvantages are offset by the richness of the information you can obtain through this approach.

If you need to gather numerical data (for example, to do a statistical analysis), you can combine a short series of closed-ended questions with your semi-structured interviews. Or you can use semi-structured interviews to generate ideas for questions to include in a closed-ended questionnaire survey.

Conducting semi-structured interviews requires some training and practice. If you have a team of interviewers, make sure that you train them all in the correct approach so the results of their interviews will be comparable. One way to do this is to train them by observing each other during practice interviews.

References

Chambers, 2002; IAC, undated.

5 CARD SORTING

Objectives

To gather, sort and rank information. This method enables many ideas to be gathered, organized and prioritized quickly.

Methodology

There are many different ways of organizing this activity. Here is one example:

- 1 Identify and explain the topic or question – perhaps a problem that the community is facing. Brainstorm on it a few minutes so all understand meaning of the topic and why it is being discussed.
- 2 Ask the participants to think of an idea (for example, a way to solve the problem you have identified). Ask them to write it in a few words on a card or small piece of paper. Each participant writes one idea on a card. They should write large enough so it can be read at a distance.
- 3 Collect all the cards and lay them out on a table or the floor. Read out each card so everyone knows what is written. If something is unclear, ask the person who wrote it to explain.
- 4 Ask the participants to group the cards – for example, to put all of the cards that contain the same thing into a pile. They can then put piles of cards that contain similar ideas close to each other to make clusters. Get them to give a title to each cluster.
- 5 If meaningful, ask the participants to rank the clusters (and ideas within clusters) according to their own criteria (such as importance to the community, ease of implementation, etc.).

Suggestions for use

Card sorting is quick and easy, and fun to do. It is often used in workshops to decide what issues to focus on, or to introduce questions that require more detailed discussions and consensus building.

References

IAC, undated; Cadiz, 2004.

6 FOCUS GROUP DISCUSSION

Objectives

To clarify details and analyse an issue in depth. Focus groups can be composed of members of a particular social group (such as women farmers) or several different groups. They can be used to build consensus on specific issues among stakeholders who represent different viewpoints.

Methodology

- 1 Define the specific topic for the discussion. This will determine who should participate in the focus group – i.e. whether one or more groups should be represented. For example, you may wish to analyse the issue only with the group directly involved (e.g. women or youth). Or perhaps it would be better to discuss it with others who are indirectly concerned.
- 2 Identify five to ten people to participate in the focus group.
- 3 Explain the topic to ensure everyone understands.
- 4 Invite the participants to discuss the topic. The facilitator can stimulate discussion by asking questions or bringing up new specific issues. Intervene as little as possible, but make sure that everybody has a say. An hour should be long enough for the discussion.
- 5 Have a note-taker take detailed notes of the discussion.

Suggestions for use

If you have several facilitators, you can hold several focus groups at the same time, each composed of different types of people. Then compare their results. You can then mix the groups so they are composed of different types of people, and continue the discussion.

It is easy to tailor the topic and process to the types of stakeholder involved. If the groups are mixed, some people may be tense or shy: for example, women or young people may be reluctant to speak up. In such cases the facilitator must be skilled to keep the discussion going and make sure everyone's voice is heard.

References

Start and Hovland, 2004.

7 STAKEHOLDER ANALYSIS

Objectives

To understand characteristics of various groups of stakeholders: their values and attitudes, knowledge and skills, priorities and perspectives, and areas of mutual interest and potential conflict.

Methodology

- 1 Identify the topic or problem to be analysed.
- 2 Identify stakeholder groups relevant to the topic. Keep in mind the differences and potential conflicts among them.
- 3 Develop a strategy on how to engage the different groups. This strategy may include investigations, literature reviews, workshops, project planning exercises, and so on.
- 4 Organize a series of stakeholder workshops – either where all the stakeholders are involved, or perhaps one workshop for each group. These workshops should progressively analyse the similarities, differences, mutual objectives and collaboration of the various groups. It is usually necessary to hold special workshops for women and for young people to allow enough time to focus on issues they are specifically interested in.
- 5 Investigate how the stakeholder groups differ in their roles, interests, strengths. Study how each can contribute to addressing the topic or solving the problem.
- 6 Carry out further analysis to understand how certain interventions would affect specific groups. Who would lose or gain? In terms of power and influence, resources or benefits?

Table 12 may be helpful to organize and compare the characteristics and opinions of the various groups.

TABLE 12
Stakeholder analysis form

Possible stakeholder categories	Roles and strengths	Priorities and incentives for participation	Effects/impacts of problem or project	Potential contributions to solutions
Government				
Civil society				
Private sector				
Pastoralists				
Farmers				
Women				
Young people				
Indigenous people				
Rural workers				

Suggestions for use

Stakeholder workshops are a good way to get members of a policy team to understand and work with each other. There may be tension across the different groups to begin with – for example, between those in control of key resources and those who have none. In such a case, it helps to work first with each group separately and then join forces. Culturally, women, young people and ordinary people may not feel at ease when men, older people or political leaders are present.

Communities often contain potential conflicts, sensitivities and jealousies, so stakeholder workshops require good facilitation skills. They also need time. It may be necessary to hold several such workshops before reaching a conclusion. Consult widely with local people and involve key players who have a positive disposition and personal commitment.

References

DFID, 2002; European Commission, 2001b.

8 HISTORICAL TRENDS AND MILESTONES

Objectives

To understand the history and causes of how rural communities, production systems and institutions evolve. Understanding how and why change has occurred helps us understand the constraints in the current situation and what is likely to happen in the future.

Methodology

- 1 Decide on the topic of interest, e.g. the history of the district, or of land reform in the area.
- 2 Identify stakeholders who should participate. Usually a small group of about six participants could start the exercise. Later on, more can join in to improve the historical trend analysis. For example, if the analysis focuses on lowland rice-based farming system, those who know and have worked with the system must be involved.
- 3 Set up a table with rows and columns on a blackboard or a large sheet of paper. The columns show periods of time. For example, one column might represent 10 years, so you would need 5 columns to show 50 years. Put topics in the rows. Label these as “key events”, “external events”, “internal factors”, “legislation”, “president in power”, or whatever item is relevant. Agree on the column and row headings with the participants.
- 4 Fill in the table with the group as far as possible based on their memory. People may disagree on the timing of events or the nature of changes, so keep probing when there are differences. After exhausting the group’s knowledge, check the literature and consult with key informants to complete and enrich the analysis of historical trends and milestones.
- 5 After filling the gaps and checking the accuracy of the group work, present the complete table to the group for further discussion and improvement.

Suggestions for use

Local people can contribute very well to this exercise, since they know what has happened in their community, in farming, and can point to disasters or trends that impact on their lives. Elderly people are a particularly good source of information on the more distant past. A few hours or days are needed for this exercise, and it can be enriched with information from other sources, such as official records.

The tool enables stakeholders to analyse the big picture over time. It strengthens their understanding of the driving forces in agriculture and development, and helps them identify what they themselves can do to affect the future. It is an extremely valuable first step for future scenario analysis.

References

IAC, undated.

9 SWOT ANALYSIS

Objectives

To identify Strengths, Weaknesses, Opportunities and Threats of policies, organizations, systems, programme, districts, etc., as a basis for planning strategies and actions.

Methodology

- 1 Identify the organization, programme, system or project to be analysed.
- 2 Identify a small group to carry out the exercise.
- 3 Work with the group to fill in the cells in Table 13. Ensure that the participants agree on each item. Strengths and weaknesses are internal to the organization or project; opportunities and threats come from outside.

TABLE 13
SWOT analysis

Strengths Things that are working well in the organization or project; things that people are proud of.	Opportunities Opportunities to improve or change that build on strengths and overcome weaknesses.
Weaknesses Things that have not worked so well and need to be addressed.	Threats Actual or potential problems from outside that may prevent the organization or project from performing.

- 4 Review what is in each cell in the table to ensure that there is coherence and agreement across all four cells.
- 5 Discuss how stakeholders can work together to address the recommendations made in the table. Try to identify who, what, how and when.

Suggestions for use

SWOT analysis is practical and easy to do. People easily understand the concepts of strengths, weaknesses, opportunities and threats. Stakeholders, in particular, find it very useful to improve their institutions, systems, etc.

The time and resources required depends on the depth of analysis or quantitative information required. A rough SWOT can be produced in less than an hour.

10 AGRI-FOOD VALUE CHAIN ANALYSIS

Objectives

To identify and analyse constraints to the production, processing and business operations in the commodity chain from farmers to consumers, and to identify commercially viable solutions.

Methodology

- 1 Choose a sub-sector or product: examples might be parboiled rice, dried peppers, fresh vegetables for export, or wooden furniture. Criteria for selection include potential demand for the product, its impact on growth, income and employment, international competitiveness, or the interest of the government or donors.
- 2 Identify all actors in the value chain: those who buy and sell from each other in order to supply the particular commodity to the final consumers.
- 3 Identify the constraints and opportunities at each stage in the chain: production of raw materials, input supplies, transport, food safety and quality control, management, infrastructure, finance, policy, etc. This will require a review of the literature, mapping of the sub-sector, interviews with key informants, etc.
- 4 Identify solutions that overcome the constraints you have identified. These solutions must be commercially viable: they may well be attractive to private sector producers or service providers. Examples might include the provision of low-cost irrigation equipment, development of markets or information systems, processing to create alternative products, use of by-products, and extension and training for new operations.
- 5 Prioritize the proposed solutions using criteria such as employment and income generation for the poor, potential profitability, and potential for fair treatment and equity for stakeholders in the value chain.
- 6 Determine the priority interventions. Do this in a participatory way with the relevant stakeholders (producers, service providers, government, donors, etc.) to leverage their commitment and resources. Obtain their agreement on operational strategies and mechanisms for implementation.
- 7 Develop an operational plan and timeline showing specific activities, responsibilities and targets for measuring progress and fine-tuning operations.

Suggestions for use

Value chain analysis is a good way to identify profitable enterprises for development, so is of value primarily for the private sector. For the government, NGOs and donors, it is becoming more necessary because of the need to provide an enabling environment, deliver effective programmes and provide funding to develop small businesses. Research, extension and educational institutions should be involved to introduce technologies and train people with appropriate skills.

Market-driven production systems will require more attention to value chain analysis. This analysis is complex, requires good information on all the links from farmers to consumers, and needs effective participation of the various actors in the chain. The relative bargaining power of the actors and governance issues are critical.

References

Prahalad and Hart, 2005; Lesby, 2005.

11 SCENARIO ANALYSIS

Objectives

To look into the future and predict what is likely to happen if current trends continue, and what may happen if certain policies are put into place.

Scenario analysis extrapolates from current trends (identified through an historical analysis – see Tool 8), and tries to predict what the situation will be at some point in the near future – say, 10 years from now. This is the **“business-as-usual” scenario**. Given current trends in, say, environmental degradation, it is often pessimistic.

It then identifies policy changes and other interventions that might steer the situation in a more desirable direction, and predicts what the effects of those interventions may be. This is an **optimistic scenario**.

Methodology

- 1 Brainstorm the focus of the scenario options, including the key themes and variables, and a checklist of issues to be analysed in each scenario.
- 2 Identify representatives of relevant stakeholder groups. These might include government agencies, farmers, and support or service groups in the NGO and private sectors. Ensure that women, the young and marginalized people are included if appropriate. There should be no more than about 10 in each group.
- 3 Meet with each stakeholder group separately to discuss the “business-as-usual” scenario. Ask them to look at the historical trends and driving forces, and predict what the situation will be at the selected time in the future. Ask the group to describe the scenario in as much detail as possible. Each of these meetings should last no more than 3 hours.
- 4 Meet again with each group to discuss the optimistic scenario. First, ask them to identify a desirable goal from their point of view, for their area. This goal should relate to the same time in the future as the “business-as-usual” scenario. It should be plausible, and based on changes that the stakeholders themselves can control, or decisions that the government or other actors might conceivably make. Ask the group to describe the scenario in as much detail as possible and then identify the changes that are necessary to achieve it. These meetings should also last no more than 3 hours each.
- 5 Pull together the draft business-as-usual and optimistic scenarios from the different stakeholder groups so they can be compared easily. Gather information from other sources to support or explain the views, assumptions and implications they contain. Involve a couple of members from each stakeholder group on the “drafting team” that does this.
- 6 Hold a mini-workshop with representatives of all stakeholder groups: 3–5 members from each group. This workshop reviews the draft scenarios, discusses the differences across the drafts, and reconciles them into two master scenarios: business-as-usual and optimistic. The focus is on teasing out the implications for policy and institutional strategies. The workshop output is a description of the two master scenarios, an identification of the driving factors, and a set of policy and institutional recommendations.
- 7 Present the results to policy makers and institutional leaders at the national level. Obtain their feedback and suggestions. Report on the scenarios and the national-level responses to the local communities and stakeholders who participated in the previous steps.

Suggestions for use

Scenario analysis can be used in a wide range of contexts: to predict economic growth, environmental damage and preservation, social changes, and so on. It can be used to analyse the results of a specific project (such as a dam or road) or a broader policy (such as removing price controls).

Scenario analysis can help different institutions, levels of government and local people to understand each other's points of view, mandates and goals. It helps professionals who do not usually work outside their own field to think about the bigger picture and their role in it.

Various organizations have used scenario analysis. Shell used it to understand powerful forces of change, globalization and technological advance; the Intergovernmental Panel on Climatic Change applied it to describe the effects of greenhouse gases and global warming, and FAO and others used it in the Millennium Ecosystem Assessment.

Scenario analysis helps identify driving forces, policies and programmes and their interactions from the perspectives of different stakeholders. It is a good way for stakeholders to look at what is likely to happen in the future under particular assumptions, and to identify actions they can take to achieve their goals.

References

Alcamo, J., 2001; EC, ADB and FAO, 2003; FAO, 2003; Reid et al, 2002.

12 STAKEHOLDER NEGOTIATION ENCOUNTERS

Objectives

To promote understanding, learning, trust and consensus on sensitive issues among competing stakeholders.

Methodology

The negotiation process has three main phases.

Prepare for negotiations

- 1 Identify a team to plan and facilitate the negotiations.
- 2 Develop an initial agenda, and let stakeholders know how the process is likely to work.
- 3 Establish personal relationships with stakeholder groups to build their confidence, foster effective communication, and avoid resistance.
- 4 Identify influential players and hidden agendas so you can anticipate barriers and identify possible opportunities for agreement.
- 5 Anticipate the possible outcomes of negotiations so you can clarify the stakeholders' perspectives, commitments and expectations.
- 6 Select a neutral venue and appropriate setting for the negotiations. Arrange logistics.
- 7 Collect relevant opinions, attitudes, options and facts that can help in decision making.

Conduct the negotiations

- 1 Initiate the process: use ice-breaking techniques to release tension, and exchange information, perspectives, etc.
- 2 Use leverage points, prior commitments and obligations to influence positions and alternatives.
- 3 Frame persuasive arguments and alternatives in order to create added value and win-win outcomes.
- 4 Shift the balance of forces within and across stakeholders to build momentum. Prevent "blame games".
- 5 Initiate activities such as breakout sessions, side events or small group discussions to facilitate dialogue and achieve agreements in individual areas.
- 6 Obtain agreement on an action plan to implement recommendations.

After the negotiations

- 1 Assess the outcomes of the negotiations to see how the team's performance might be improved.
- 2 Implement the activities in the agreed timeframes to ensure credibility and effectiveness.
- 3 Monitor, evaluate and communicate feedback to relevant parties.

Suggestions for use

Negotiation encounters are necessary when there are major sources of conflict between specific groups of stakeholders, e.g., between government and NGOs, landowners and landless peasants, farmers and market intermediaries, donor X and donor Y.

Such encounters take time to build confidence and trust, analyse the issues involved, and exchange perceptions. The amount of effort required (and that is worth putting in) depends on the nature of the problem. Negotiations are essential to arrive at lasting solutions acceptable to all. In business management, negotiation skills are highly prized. Success depends largely on the skills of the facilitating team, so good training for facilitators is vital.

References

Braham et al, undated; Anon., undated.

13 POLICY ACTION MATRIX

Objectives

To relate policy objectives to specific policy actions, responsibility for execution, costs and timeframes.

Methodology

Through workshops with stakeholders:

- 1 Specify policy objectives that are recommended by the project, and select one for further analysis.
- 2 Identify the specific recommendations for achieving this policy objective. Then select the most important recommendations for possible action.
- 3 Define at what level (local, regional or national) each recommendation would be implemented.
- 4 Determine who is responsible for deciding on each recommendation, and who is responsible for executing the recommendation. (These are normally different people or institutions.)
- 5 Determine a strategy to implement each recommendation.
- 6 Cost each recommendation, taking into account staffing, operational and infrastructure requirements for the next 3–5 years.
- 7 Decide on the time frame for execution.

Fill in Table 14 as you develop the proposed plan of action for your policy objective.

TABLE 14
Policy action matrix

Strategic objective 1: _____	Specific objective 1		
	Recommendation 1	Recommendation 2	Recommendation 3
Achievement targeted			
Execution level			
• Local			
• Regional			
• National			
Responsible stakeholder for:			
• Decision making			
• Execution			
Strategy to implement recommendations			
Cost			
• 2006			
• 2007			
• 2008 +			
Timeframe for execution			
• Short (1–2 yrs)			
• Medium (3–5 yrs)			
• Long (5+ yrs)			

Suggestions for use

The policy action matrix works well to establish interactions among national, regional and local level stakeholders to make decisions on policy objectives, actions, costs, and timelines.

NGOs, community-based organizations, farmers and private-sector service providers can make significant inputs and decide on their roles in policy planning and implementation. With minimal guidance, all stakeholders can participate effectively in the construction of this action matrix.

14 WRITESHOPS

Objectives

To generate information materials, revise them and put them into final form as quickly as possible. Writeshops bring together various stakeholders to create a document that reflects everyone's knowledge and opinions. Because they bring everyone together to work on the same document at the same time, they can produce results in a completed, agreed, peer-reviewed document very quickly.

Methodology

Writeshops can be managed in different ways. Here is one possibility (to produce an illustrated extension manual or set of booklets).

- 1 Before the writeshop, a steering committee lists potential topics and invites resource persons to write first drafts on each topic. The steering committee provides them with guidelines to help them do this. These resource persons bring the drafts and various reference materials with them to the writeshop.
- 2 Invite participants to the writeshop. Participants should include the resource persons, users of the document, members of the intended audience, and others who are knowledgeable about the topic.
- 3 During the writeshop itself, each participant presents the **first draft** of his or her paper, perhaps using a computer projector or overhead transparencies of each page. Copies of each draft are also given to all other participants. After each presentation, the facilitator invites participants to comment on and critique the draft, and suggest revisions.
- 4 After each presentation, an editor helps the author revise and edit the draft. If artwork is needed (e.g. for an extension manual), an artist draws illustrations to accompany the text. The edited draft and artwork are then desktop-published to produce a second draft. Meanwhile, other participants also present papers they have prepared. Each, in turn, works with the team of editors and artists to revise and illustrate the materials.
- 5 Each participant then presents his or her revised **second draft** to the group. Again, the audience critiques it and suggests revisions. After the presentation, the editor and artist again help revise it and develop a **third draft**.
- 6 Towards the end of the writeshop, the third draft is made available to participants for final comments and revisions.
- 7 The final version can be completed, printed and distributed soon after the writeshop.

Suggestions for use

This process is very flexible. Here are some adaptations:

- A small group of people can follow the same general sequence to develop a project proposal or position paper. Each person writes part of the document, presents it to the others, who critique it. The authors then revise their drafts and present them a second time to the group. No editors, artists or computer staff are needed here, though a facilitator is useful to guide the process.
- It is not necessary to prepare any written drafts beforehand. The writeshop begins with a brainstorming of topics to include in the document. Each person (or pair of participants or small group) is allocated a topic to write about. They write a first draft, then present it to the plenary, which critiques it. The authors then revise their drafts and present them a second time.

Writeshops are an excellent way to promote interaction among scientists, extensionists, farmers, and policy makers, and to focus their energies on creating a document that everyone agrees to and feels is theirs. They are useful for drafting documents such as mission statements, strategy documents and future scenario analysis.

Part 3 – Tools for policy and institutional analysis

Writeshops can work with as few as five people or as many as 100, depending on the topic and type of document to be produced. They can be as short as 2–3 days, or as long as 2 weeks, depending on the scale of the task and the nature of the material to be developed.

The writeshop process was developed by the International Institute of Rural Reconstruction (IIRR) in the Philippines to produce user-friendly extension and information materials. It has also extensively been used by IIRR and other organizations in eastern Africa, Latin America and South Asia.

References

Mundy, undated.

15 PROJECT LOGICAL FRAMEWORK ANALYSIS

Objectives

To assist in designing development projects in a systematic way. The project objectives are related systematically to the expected outputs, indicators of achievement, and underlying assumptions. The logical framework, or “logframe”, later guides project implementation, monitoring and evaluation.

Methodology

- 1 Identify and gather key stakeholders to participate in developing the logframe. Involve them in the discussion of each of the following steps, and in filling the “logframe table” with the elements you have agreed upon. This exercise requires a facilitator who is already familiar with logframe development and analysis.
- 2 Determine the project **goal**, i.e. the long-term development impact that is desired (such as poverty reduction or food security), where, and for whom.
- 3 Define the specific **objectives** or the intended immediate effects of the project (e.g. capacity building, changes in productivity or family income, improvements in natural resources), and decide on which objectives have priority. These are shown as *a–d* in the table below.
- 4 Fill in Table 15 with the group. In this table, each objective determines the **expected outputs** (what the project is expected to deliver; *g–k* in the table), the **activities** that must be implemented to achieve those outputs (*m–q*), and the **costs** of implementing the activities (*w–z*). There may be several outputs for each objective, and several activities for each output.
- 5 At this stage, decisions can be made about the project scope, depth and costs.

TABLE 15
Project objectives, outputs, activities and costs

Objectives	Expected outputs	Activities	Costs
<i>a</i>	<i>g</i>	<i>m</i>	<i>w</i>
	<i>h</i>	<i>n</i>	
		<i>o</i>	
<i>b</i>	<i>i</i>	<i>p</i>	<i>x</i>
	<i>j</i>	<i>q</i>	<i>y</i>
	<i>k</i>		<i>z</i>
<i>c</i>
<i>d</i>

- 6 The team can now start filling in the logframe matrix (Table 16). Complete the table step by step, in the order indicated by the numbers: first, the **overall goal** (1), then the specific **objectives** (2), **outputs** (3) and **activities** (4). These are taken from Table 15. Add extra rows to the logframe for each objective, output or activity.
- 7 Fill in the **preconditions** and **assumptions** (5–8) that must be fulfilled in order to implement the activities, produce the outputs, and achieve the objectives and the goal. These assumptions are external factors (not controlled by the stakeholders participating in the project). For example, “continued stable government or smooth transfer of power in next election” might be necessary for the project to achieve its objectives.
- 8 Now fill in the **indicators** and **sources of verification** for each row in the table (9–16). The indicators must be “objectively verifiable” – they may be qualitative or quantitative, but you must be able to measure them in an objective way. The sources of verification are where to

collect the data. For example, if your specific objective is to reduce child malnutrition, an indicator might be data on child weights, and the source of verification might be the weight records of children in health clinics.

TABLE 16
Logical framework matrix

Project narrative		Objectively verifiable indicators	Sources of verification	Assumptions
Overall goal	1	9	10	8
Specific objectives	2	11	12	7
Outputs	3	13	14	6
Activities	4	Costs	15	16
				Preconditions 5

Suggestions for use

Logical framework analysis is a powerful tool for leveraging participation of stakeholders. It can organize thinking, promote information exchange, enhance commitment and ownership, and improve the execution and impact of development projects. It is used in planning projects, as well as in managing and evaluating them. Many donors require a detailed logframe before they will fund a project.

References

DFID, 2002. European Commission, 2001b.

PART 4

Resources

SARD AND SARD-FSE

- ANGOC, 2004. *Policy and institutional priorities for sustainable agriculture and rural development*. Report of a regional workshop of the SARD-FSE Project, 19-21 July, Antipolo City, Philippines. Asian NGO Coalition for Agrarian Reform and Rural Development (ANGOC) and FAO. 27 p. + annexes.
- ANGOC, 2005. *The evolution of lowland rainfed rice-based farming systems towards sustainable agriculture and rural development, A case study of Nueva Ecija, Philippines*. The Asian NGO Coalition for Agrarian Reform and Rural Development, Manila, Philippines, and FAO. 138 p.
- FAO, 1989. *Sustainable development and natural resources management*. Twenty-fifth Conference, paper C 89/2, Supp. 2. Food and Agriculture Organization, Rome. www.fao.org/docrep/W7541E/w7541e04.htm
- FAO, 1999. *Cultivating our Futures: FAO/Netherlands conference on the Multifunctional Character of Agriculture and Land*, 12–17 September, 1999, Maastricht, Netherlands. www.iisd.ca/sd/agr/
- FAO, 2000. *Project memorandum SARD – Institutional, social, economic and environmental aspects influencing farming systems evolution (GCP/INT/819/MUL)*. Rome. 32 p. + Annex.
- FAO, 2004. *Socio-economic analysis and policy implications of the roles of agriculture in developing countries*. Research Programme Summary Report. FAO, Rome. 22 p.
- FAO, 2005. *The sustainable agriculture and rural development (SARD) initiative: People shaping their sustainable futures*. FAO. Rome. 6 p.
- IER, 2005. *Priorités politiques et institutionnelles pour une agriculture et le développement rural durables*. Atelier régional de l'étude de cas du Mali, 26-28 octobre, Bamako, Mali. Institut d'économie rurale et FAO. 41 p.
- IER, 2005. *The evolution of cereal-root crop-based farming systems towards sustainable agriculture and rural development, A case study of Sikasso, Mali*. Institut de économie rurale, Bamako, Mali 130 p
- PASOLAC, 2004. *Prioridades políticas e institucionales para la agricultura y el desarrollo rural sostenibles*. Resultados del taller regional, 13–15 julio, Tegucigalpa, Honduras. Programa para la Agricultura Sostenible de Laderas de América Central (PASOLAC), Secretaria de Agricultura y Ganadería de Honduras y FAO. 88 p.
- PASOLAC, 2005. *The evolution of maize-beans based farming systems towards sustainable agriculture and rural development, A case study of Lempira Sur and Santa Barbara, Honduras*. Programa para la Agricultura Sostenible en Laderas de America Central. Tegucigalpa, Honduras. 120 p
- World Summit on Sustainable Development (WSSD), 2002. *Political Declaration*. Johannesburg, South Africa, 4 September, 2002. 4 p.

HOW TO ORGANIZE

- Ashley C. and S. Maxwell, 2001. "Rethinking rural development." *Development Policy Review*, 19 (4): 395-425.
- Nuijten, M. "Institutions and organising practices: Conceptual discussion." *SD Dimensions* website, Sept 1999. www.fao.org/sd/index_en.htm
- Sanchez, P. et al., 2005. *Halving hunger: It can be done*. Final report of the Millennium Task Force on Hunger. Millennium Project. Washington DC.
- UNDP, 2005. *Human development report 2004: Cultural liberty in today's diverse world*. United Nations Development Programme, New York. 159 p.
- Uphoff, N. (1986). *Local institutional development: An analytical sourcebook with cases*. Kumarian Press, West Hartford, Connecticut.

DIAGNOSIS OF TERRITORIES AND FARMING SYSTEMS

- Anon, 1999. *Successful farming systems in the Philippines: A documentation*. Farming Systems and Soil Research Institute and Bureau of Agriculture Research, Los Baños, Philippines. 208 p.
- Collinson, M. (ed.), 2000. *A history of farming systems research*. FAO and CABI Publishing, London. 432 p.
- Dixon, J. et al., 2001. *Farming systems and poverty – Improving farmers' livelihoods in a changing world*. FAO and World Bank, Rome. 412 p.
- Khor, M and Lim Li Pin (eds), 2001. *Good practices and innovative experiences in the South: Vol 2. Social policies, indigenous knowledge and appropriate technology*. UNDP and Third World Network. Penang, Malaysia. 215 p.
- Pretty, J. 1995. *The living land and regenerating agriculture*. Littlehampton Book Services, UK.
- Ruthenberg, H, 1971. *Farming systems in the tropics*. Clarendon Press, Oxford. 287 p.

POLICY AND INSTITUTIONAL ISSUES

- Avila, M. 2004. "Policies for sustainable agriculture and rural development: A time for action." *GFAR Newsletter*, August 2004. 7 p.
- Commission for Africa, 2005. *Our common interest*. Report of the Commission for Africa (The Blair Commission). UK Government, London. 253 p.
- De Janvry, A. 2003. "Achieving success in rural development: toward implementation of an integral approach." GFAR Conference, Dakar, Senegal.
- Echeverría, R., editor. 2003. *Desarrollo territorial rural en América Latina y el Caribe: Manejo sostenible de recursos naturales, acceso a la tierra y finanzas rurales*. Banco Interamericano de Desarrollo, Washington, DC. 232 p.
- FAO, 1981. *The Peasants Charter*. The Declaration of Principles and Programme of Action of the World Conference on Agrarian Reform and Rural Development. FAO, Rome. 35 p.
- FAO, 1999. *Decentralized rural development and the role of self-help organizations*. A regional workshop, 4–6 Nov 1998 in Chang Mai, Thailand. FAO Regional Office for Asia and the Pacific, Bangkok. 170 p.
- Gordillo, G. and Anderson, K., 2004. "From policy lessons to policy actions: Motivation to take evaluation seriously." *Public Administration and Development*, 24 (4): 305–20.
- Gunter, B.C., M.J. Cohen and H. Lofgren, 2005. "Analyzing macro-poverty linkages: An overview." *Development Policy Review*, 23 (3): 243–65.
- Hardaker, J.B., 1997. *Guidelines for the integration of SARD into agricultural policies*. FAO, Rome. 53 p.
- IFAD, 2002. *The rural poor: Survival or a better life? The choice between destruction of resources and sustainable development*. International Fund for Agricultural Development, Rome. 36 p.
- Kydd, J. and A. Dorward, 2001. "The Washington consensus on poor country agriculture: analysis, prescription and institutional gaps." *Development Policy Review*, 19 (4): 467–78.
- Prahalad, C.K. and S.L. Hart, 2005. *The fortune at the bottom of the pyramid*. Prentice Hall, New Jersey.
- USAID, 2004. *USAID agriculture strategy: Linking producers to markets*. United States Agency for International Development, Washington, DC. 23 p.
- World Bank, 2002. *Reaching the rural poor: A Renewed strategy for rural development. A summary*. Washington DC. 34 p. . Full document at www.worldbank.org/rural.
- World Commission on Globalization, 2004. *A fair globalization: Creating opportunities for all*. International Labour Organization, Geneva.

DECISION-SUPPORT TOOLS

- Anon., "Team negotiation skills: Finding an acceptable compromise." www.mindtools.com/stress/cwt/TeamNegotiationSkills.htm
- Alcamo, J., 2001. Scenarios as tools for international environmental assessments. European Environmental Agency, Copenhagen. 31 p.
- Braham, B., and C. Wahl, undated. *Be your own coach*. Crisp Publications. 106 p.

- Cadiz, M.C.H., 2004. "Isang bagsak: A south-south collaboration." College of Development Communication, Los Baños, Philippines; SADC Center of Communication for Development, Harare, Zimbabwe. Brochure. 6 p. www.isangbaksak.org.
- Chambers, Robert, 2002. Participatory workshops: A sourcebook of 21 sets of ideas and activities. Institute of Development Studies, University of Sussex. 242 p.
- CIAT. 2000. Developing indicators: Experience from Central America. www.ciat.cgiar.org/indicators/index.htm
- DFID, 2002. Tools for development: A handbook for those engaged in development activity. Performance and Effectiveness Dept., Department for International Development, London. www.dfid.gov.uk/pubs/files/toolsfordevelopment.pdf
- EC, ADB and FAO, 2003. African forests: A view to 2020. Forestry Department, FAO, Rome. 92 p.
- European Commission. 2001a. A framework for indicators for the economic and social dimensions of sustainable agriculture and rural development. Luxembourg, Office of Official Publications
- European Commission, 2001b. Manual project cycle development. EuropeAid Cooperation Office. 44 p.
- FAO, 2003. Forestry outlook study for Africa: Regional report – Opportunities and challenges towards 2020. Rome, Italy. 68 p.
- FAO, 2005. Rapid guide for institutional analysis: A Field Guide for practitioners. Food and Agriculture Organization. Rome, Italy. 19 p.
- IAC, undated. Building capacity for sustainable development: Resource portal on multi-stakeholder processes. International Agricultural Center (IAC), Wageningen University, Netherlands. www.iac.wur.nl.
- Kunstler, James H., 2005. "The long emergency: What's going to happen as we start running out of cheap gas to guzzle?" Rolling Stone, 24 March 2005. 5 p.
- Lesby, Frank, 2005. "Promoting commercially viable solutions to sub-sector and business constraints." Presentation of Action for Enterprise (AFE), 25 January at FAO, Rome. www.actionforenterprise.org
- Mundy, P, undated. Development communications. www.mamud.com/devcomm.htm
- Mundy, P, undated. Producing information materials through participatory writeshops. www.mamud.com/writeshop.htm
- Mycoted, 2003. Creativity and innovations for science and technology. www.mycoted.com/index.htm
- Reid, W., et al, 2002. Millennium ecosystems assessment methods. MA Secretariat, ICLARM Office, Penang, Malaysia. 81 p.
- Start D., and I. Hovland, 2004. Tools for policy impact: A handbook for researchers. Research and Policy in Development Programme, London. 68 p.
- UN-CSD, 2001. Indicators of sustainable development: Guidelines and methodologies. 9th session of UN Committee on Sustainable Development (CSD), April 2001.

Participatory policy development for sustainable agriculture and rural development



The Sustainable Agriculture and Rural Development - Farming Systems Evolution project of FAO (GCP/INT/819/MUL) aims to strengthen the capacity of government and non-government stakeholders to improve policies and institutions to achieve sustainable agriculture and rural development. The project studied how selected farming systems in Honduras, Mali and the Philippines have evolved over the long term. Each case study identified the driving forces, current strengths and weaknesses of these farming systems, analyzed future scenarios, and identified policy priorities and actions for achieving sustainable agriculture and rural development. The project used participatory, bottom-up approaches and tools to ensure that the knowledge, priorities and views of stakeholders at all levels, including local rural communities and poor people, were taken into account. The case study integrates the cultural, social, economic and environmental dimensions in the analysis of sustainability at local, territorial and national levels. The SARD-FSE project, supported by the governments of France and Japan, was implemented with the Programme for Sustainable Agriculture on Sloping Lands of Central America (PASOLAC) in Honduras, the Institute of Rural Economics (IER) in Mali and the Asian NGO Coalition for Agrarian Reform and Rural Development (ANGOC) in the Philippines.



Rural Development Division, Sustainable Development Department
FOOD AND AGRICULTURE ORGANIZATION OF THE UNITED NATIONS
Rome, 2005

