

Crop production

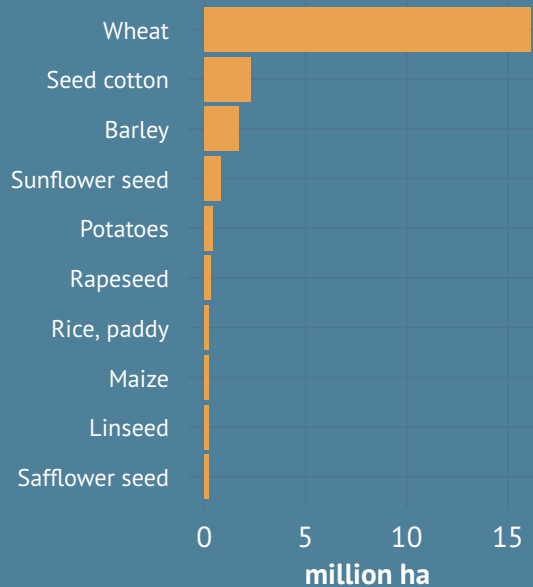
Wheat is the most important crop in the region of Europe and Central Asia. More than 80 million hectares of land are dedicated to growing wheat, of which 240 million tonnes were produced in 2010. Wheat is followed by barley and sunflower seeds in terms of harvested area, and by sugar beet and potatoes in terms of quantity produced.

In Central Asia, wheat is grown on 16 million hectares of land, representing 5.7 percent of the total agricultural area, with 21 million tonnes produced in 2010. This is followed by cotton which is planted on 2.3 million hectares, with a corresponding second highest ranking in crop production. Barley is also a significant crop in terms of area planted in this sub-region. The largest wheat producer in Central Asia is Kazakhstan, while Uzbekistan is the largest producer of cotton. Potatoes and tomatoes are also significant agricultural products in this sub-region.

In the Caucasus and Turkey, the area planted with wheat and barley represents one quarter of the total agricultural area. Even though olive oil is one of the significant products of Turkey, olive plantations cover only some 830 thousand hectares (with 1.4 million tonnes of olives produced in 2010). In terms of quantities produced in this sub-region, wheat is the leading crop, followed by sugar beet (18.2 million tonnes produced in 2010). Tomatoes are the third largest produced commodity, followed by barley (of which 7.9 million tonnes were produced in 2010). Both in terms of area planted and production, grapes are the sixth most farmed crop in this sub-region.

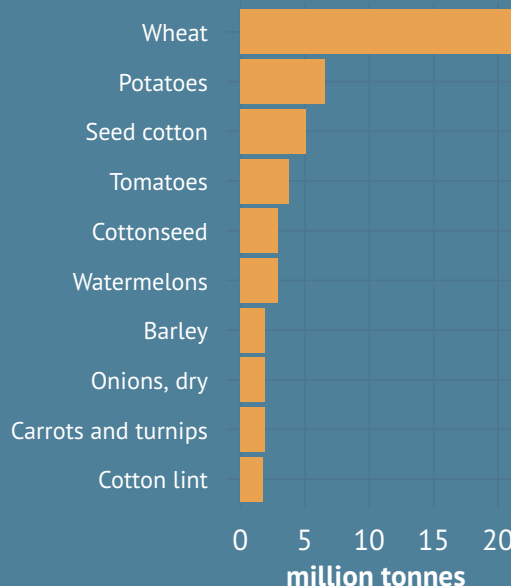
In South East Europe, the area planted with maize (1.8 million hectares) is twice as large as wheat. From this area 10.6 million tonnes of maize were produced in 2010, with Serbia being the main maize producer. Plums are also important, and the sugar beet quantities produced have also been comparatively significant.

CHART 7: Harvested area of the most important crops in Central Asia (2010)



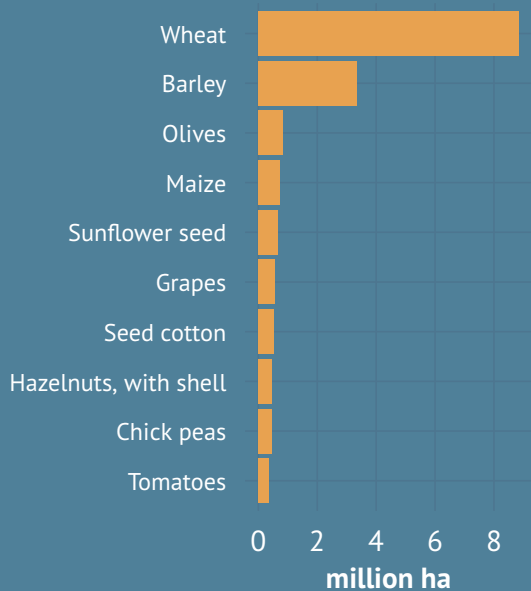
Source: Statistics Division (FAOSTAT)
 Metalink: P3.REU.FAO.ESS.CROPAREA, p. 103

CHART 8: Production quantity of the most important crops in Central Asia (2010)



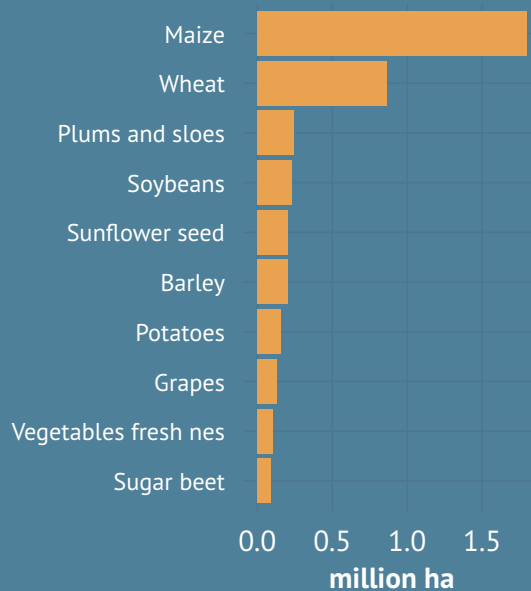
Source: Statistics Division (FAOSTAT)
 Metalink: P3.REU.FAO.ESS.CROP.PROD, p. 103

CHART 9: Harvested area of the most important crops in Caucasus & Turkey (2010)



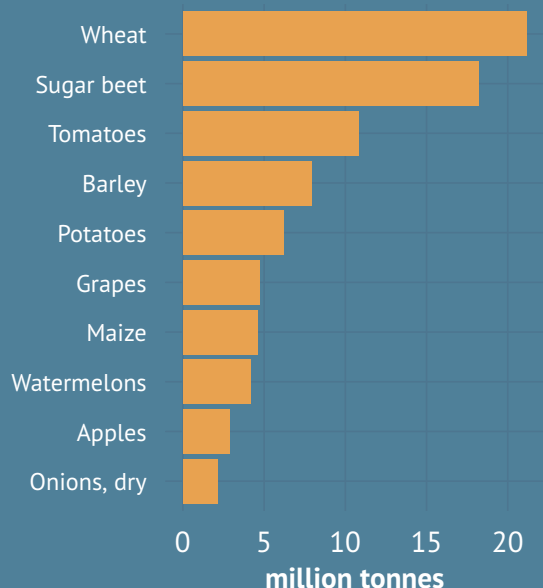
Source: Statistics Division (FAOSTAT)
 Metalink: P3.REU.FAO.ESS.CROP.AREA, p. 103

CHART 11: Harvested area of the most important crops in South Eastern Europe (2010)



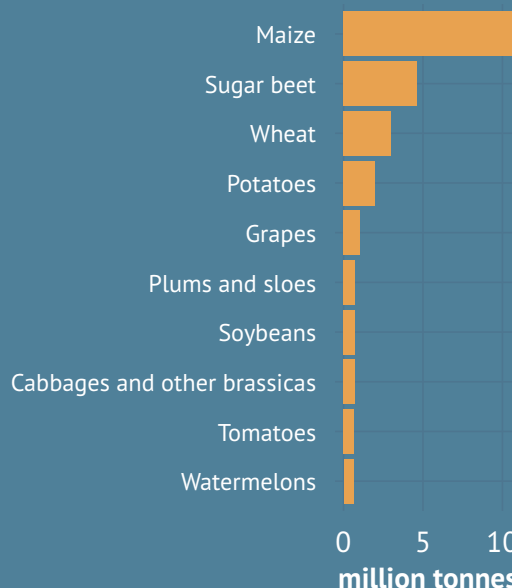
Source: Statistics Division (FAOSTAT)
 Metalink: P3.REU.FAO.ESS.CROP.AREA, p. 103

CHART 10: Production quantity of the most important crops in Caucasus & Turkey (2010)



Source: Statistics Division (FAOSTAT)
 Metalink: P3.REU.FAO.ESS.CROPPROD, p. 103

CHART 12: Production quantity of the most important crops in South Eastern Europe (2010)



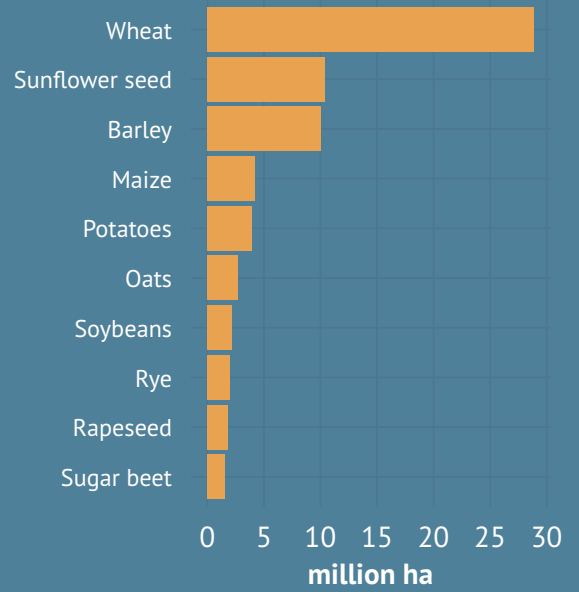
Source: Statistics Division (FAOSTAT)
 Metalink: P3.REU.FAO.ESS.CROPPROD, p. 103

In CIS Europe, the harvested area of wheat accounts for 13 percent of the total global area planted with wheat, with the Russian Federation being the fourth largest wheat producer in the world. In this sub-region, the area planted with sunflowers and barley is 10 million hectares for each, producing 12.5 and 19 million tonnes of crops respectively. Maize is less important here than in other sub-regions, with only 1.6 percent of total arable land planted with maize in 2010.

In EU Central and Eastern, cereals and oil-bearing crops are the most important crops in terms of harvested area. Whereas in terms of quantities produced, the volumes of sugar beet and potato production are also significant. To note is that this sub-region accounts for 40 percent of the total maize production of the region of Europe and Central Asia.

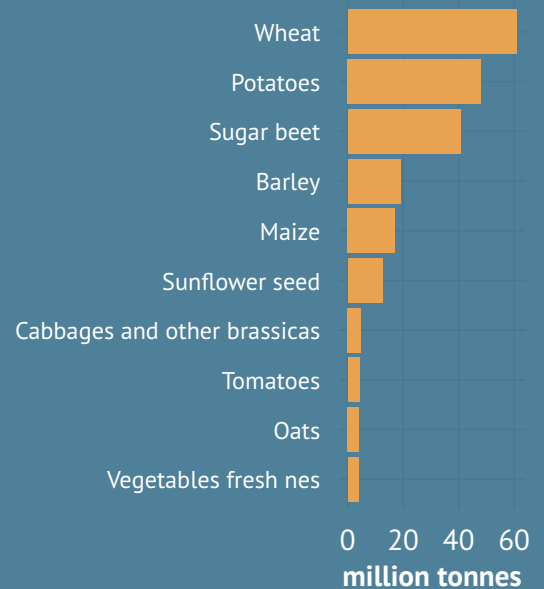
Although the harvested area of wheat in EU other and EFTA is similar to that in CIS Europe, the yields in this area are almost three times higher, producing some 105 million tonnes - which represent 16 percent of the global wheat production. The 4.4 million hectares of olive plantations in this sub-region (which includes Mediterranean countries such as Spain, Italy and Greece) represent 47 percent of the world total. In terms of area, barley is also another important crop in this sub-region. Sugar beet, with 1.2 million tonnes produced in 2010, accounted for 35 percent of the total production of the region of Europe and Central Asia, with France and Germany being the most important sugar beet producers.

CHART 13: Harvested area of the most important crops in CIS Europe (2010)



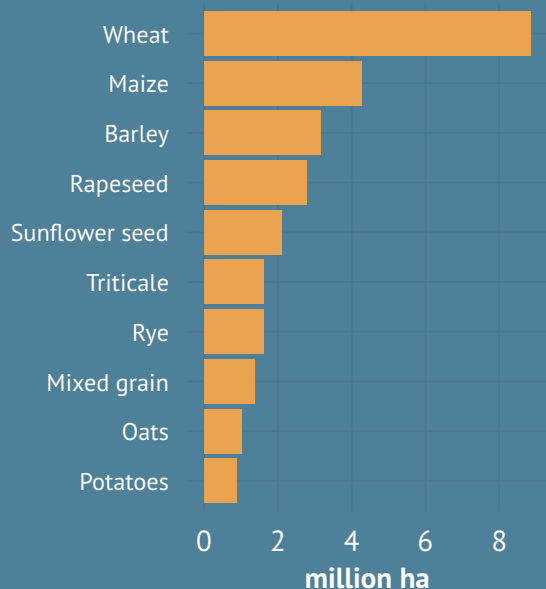
Source: Statistics Division (FAOSTAT)
Metalink: P3.REU.FAO.ESS.CROPAREA, p. 103

CHART 14: Production quantity of the most important crops in CIS Europe (2010)



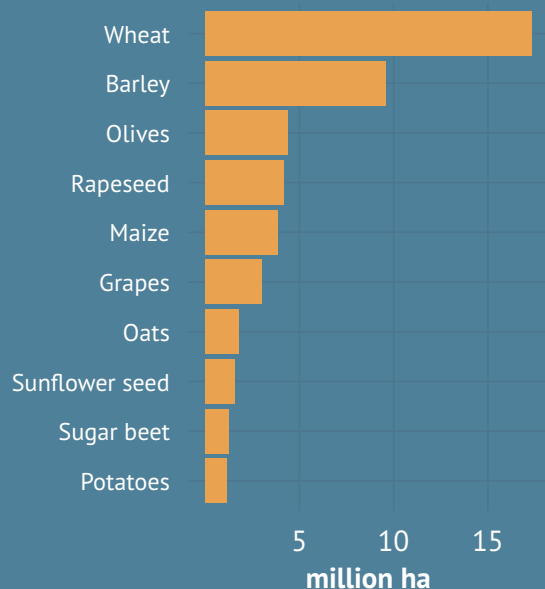
Source: Statistics Division (FAOSTAT)
Metalink: P3.REU.FAO.ESS.CROP.PROD, p. 103

CHART 15: Harvested area of the most important crops in EU Central & Eastern (2010)



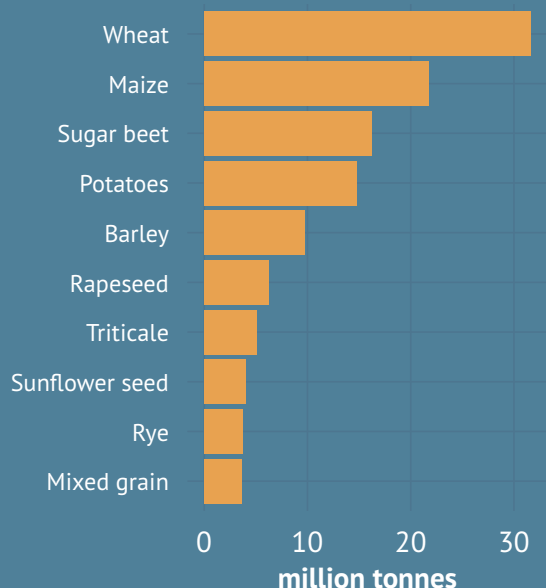
Source: Statistics Division (FAOSTAT)
Metalink: P3.REU.FAO.ESS.CROP.AREA, p. 103

CHART 17: Harvested area of the most important crops in EU Other & EFTA (2010)



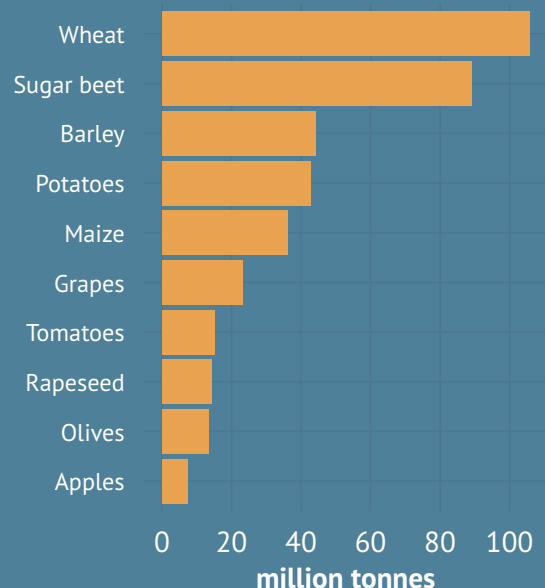
Source: Statistics Division (FAOSTAT)
Metalink: P3.REU.FAO.ESS.CROP.AREA, p. 103

CHART 16: Production quantity of the most important crops in EU Central & Eastern (2010)



Source: Statistics Division (FAOSTAT)
Metalink: P3.REU.FAO.ESS.CROP.PROD, p. 103

CHART 18: Production quantity of the most important crops in EU Other & EFTA (2010)



Source: Statistics Division (FAOSTAT)
Metalink: P3.REU.FAO.ESS.CROP.PROD, p. 103

Crop production - Wheat

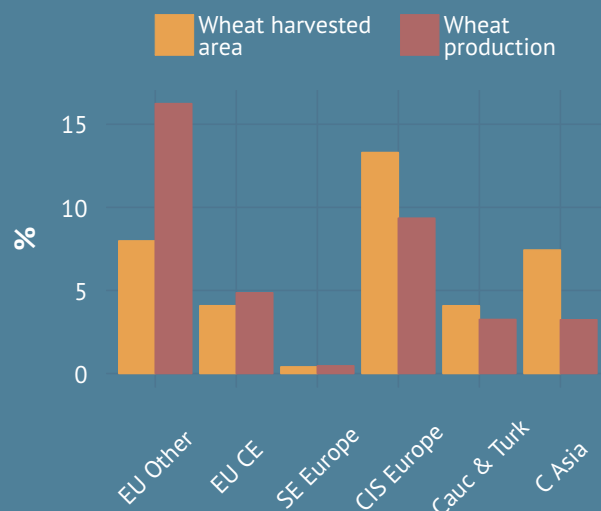
At the global level, 4.6 percent of total agricultural area is planted by wheat, whereas this percentage is substantially higher in the region of Europe and Central Asia at 37 percent. This is due to the overall favourable climatic and soil conditions in this region.

Among the Caucasus countries, Azerbaijan has a notable area of land used for wheat production, and similarly, Turkey also has a large harvested area. CIS Europe accounts for 13 percent of the global harvested area of wheat with nine percent of production.

In 2010, 240 million tonnes of wheat were produced in the region, and top producers such as the Russian Federation (41 million tonnes), France (38 million tonnes), in addition to Germany, Turkey, and Ukraine accounted for 60 percent of the region's total wheat production.

Comparing the last two decades, the 10-year average quantity of wheat produced increased by 60 percent in South Eastern Europe and Central Asia, by 28 percent increase in CIS Europe, and by 10 percent in the EU other and EFTA sub-region.

CHART 19: Area and production of wheat, share of world total (2010)

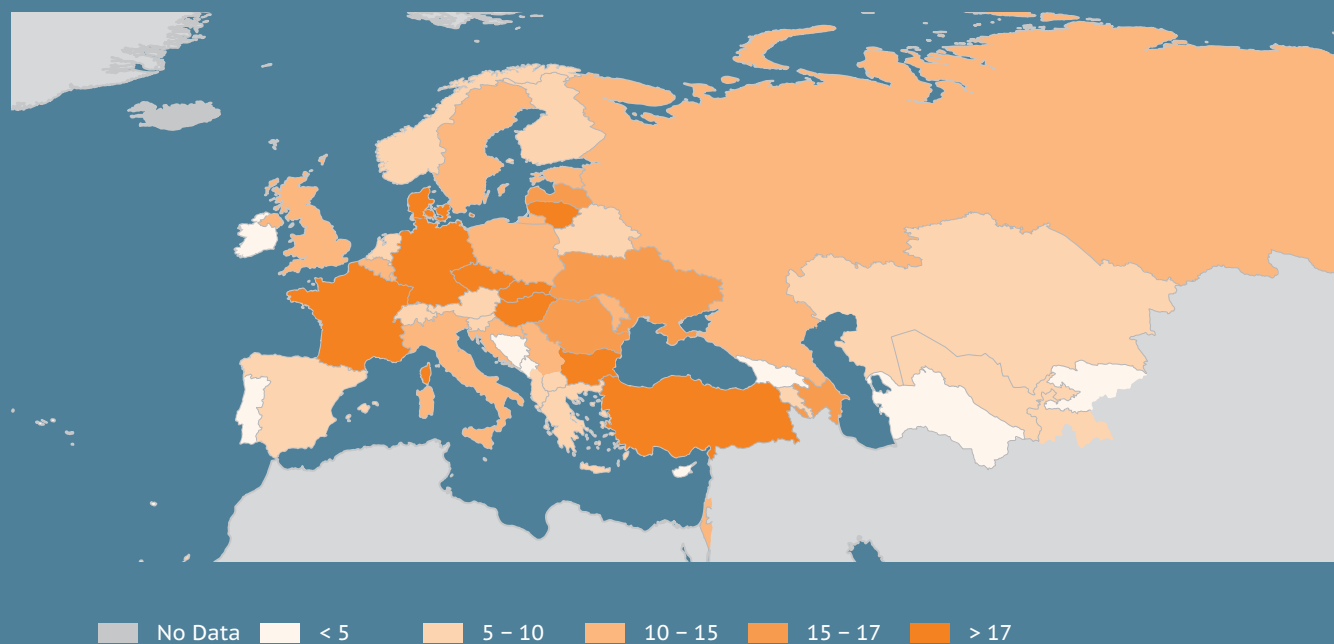


Source: Statistics Division (FAOSTAT)

Metalink: P3.FEED.FAO.ESS.WT.AH.SC, p. 113

- Wheat is the most important crop in the region of Europe and Central Asia
- Uzbekistan is the largest cotton producer in the region
- The Russian Federation is the world's fourth largest wheat producer (41 million tonnes in 2010)
- Cereal yields in the EU countries are about three times higher than those of the CIS Europe countries, with the highest yield for wheat in the Netherlands at 8.9 tonnes per hectare in 2010.

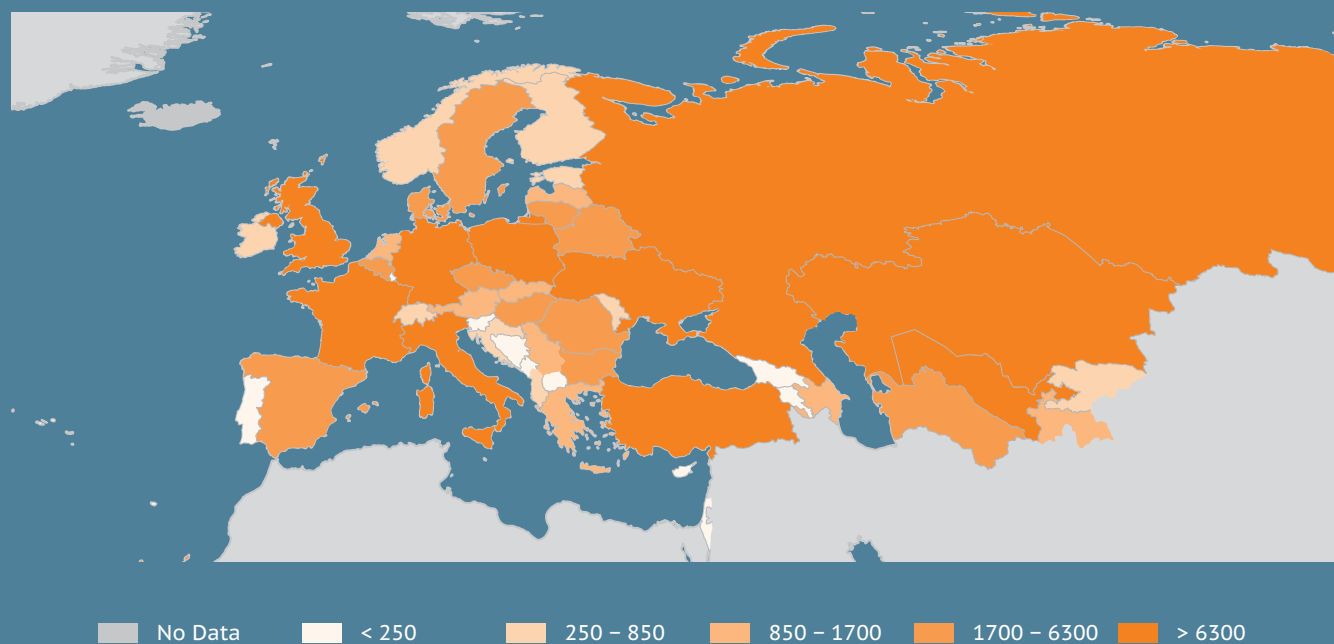
MAP 7: Wheat area, share of total agricultural area (% , 2009)



Source: Statistics Division (FAOSTAT)

Metalink: P3.FEED.FAO.ESS.WT.AH.SHL, p. 113

MAP 8: Wheat production (thousand tonnes, 2010)



Source: Statistics Division (FAOSTAT)

Metalink: P3.FEED.FAO.ESS.WT.QP, p. 113