

November 2007

E



منظمة الأغذية
والزراعة
للأمم المتحدة

联合国
粮食及
农业组织

Food
and
Agriculture
Organization
of
the
United
Nations

Organisation
des
Nations
Unies
pour
l'alimentation
et
l'agriculture

Organización
de las
Naciones
Unidas
para la
Agricultura
y la
Alimentación

COUNCIL

Hundred and Thirty-third Session

Rome, 14 – 16 November 2007

Status of Contributions and Arrears at 12 November 2007

For reasons of economy, this document is produced in a limited number of copies. Delegates and observers are kindly requested to bring it to the meetings and to refrain from asking for additional copies, unless strictly indispensable.

Appendix A

Summary Status of Contributions to the Regular Programme^{a,b}

	2007	2006 (for comparison)
1. Amounts outstanding on 1 January		
Current Assessments ^c	US\$ 179,481,000.00 <i>€uro 176,780,500.00</i>	US\$ 179,481,000.00 <i>€uro 176,780,500.00</i>
Contributions in arrears ^d	US\$ 67,746,245.15 <i>€uro 23,520,332.64</i>	US\$ 116,994,070.38 <i>€uro 34,938,194.69</i>
Total	US\$ 247,227,245.15 <i>€uro 200,300,832.64</i>	US\$ 296,475,070.38 <i>€uro 211,718,694.69</i>
2. Receipts 1 January to 12 November		
Current Assessments	US\$ 118,155,874.70 <i>€uro 114,607,191.20</i>	US\$ 103,254,969.87 <i>€uro 113,553,557.33</i>
Contributions in arrears	US\$ 21,610,912.66 <i>€uro 5,520,475.92</i>	US\$ 73,572,283.82 <i>€uro 28,547,820.15</i>
Total	US\$ 139,766,787.36 <i>€uro 120,127,667.12</i>	US\$ 176,827,253.69 <i>€uro 142,101,377.48</i>
3. Amounts outstanding at 12 November		
Current Assessments	US\$ 61,325,125.30 <i>€uro 62,173,308.80</i>	US\$ 76,226,030.13 <i>€uro 63,226,942.67</i>
Contributions in arrears	US\$ 46,135,332.49 <i>€uro 17,999,856.72</i>	US\$ 43,421,786.56 <i>€uro 6,390,374.54</i>
Total	US\$ 107,460,457.79 <i>€uro 80,173,165.52</i>	US\$ 119,647,816.69 <i>€uro 69,617,317.21</i>
Installments due in future Years	US\$ 5,118,263.71 <i>€uro 5,610.48</i>	US\$ 5,826,113.12 <i>€uro 6,311.79</i>
Total Outstanding	US\$ 112,578,721.50 <i>€uro 80,178,776.00</i>	US\$ 125,473,929.81 <i>€uro 69,623,629.00</i>

^a Appendix B sets out full details of receipts during 2007.

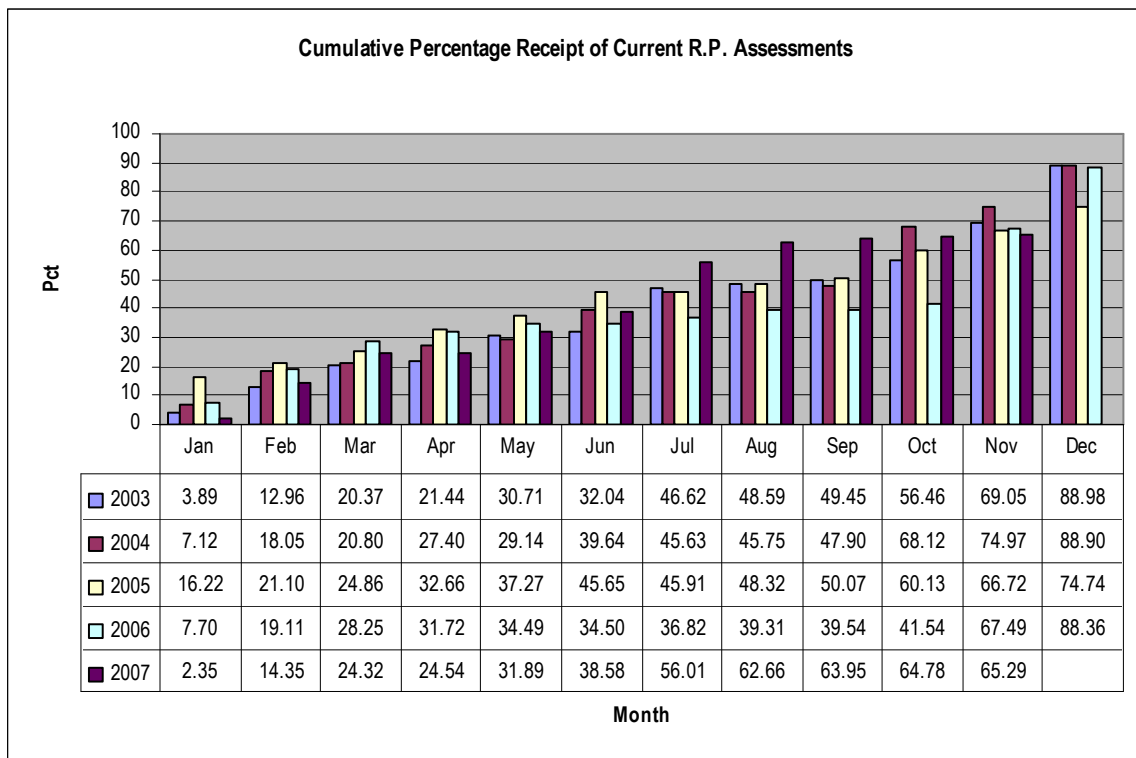
^b Contributions in arrears include amounts currently payable under Conference authorized instalment plans.

^c Of which US\$2,950,000 relates to the Tax Equalization Fund for 2007 and US\$2,950,000 for 2006.

^d Contributions in arrears at 1 January includes the previous year end balance carried forward plus arrears instalments due 1 January, less any new instalment plans approved by the Conference and New Member contributions where applicable.

Current Assessments

4. The following statistics show the cumulative percentage receipts of current assessments over the past five years.



Receipt figures for 2004 to 2007 are the aggregate of US Dollar and €uro receipts. All figures are at month end.

5. The position of the 2007 assessments of Member Nations at 12 November 2007, compared to the same date during the four preceding years was as follows:

Number of Member Nations

	2007 US\$	2007 €uro	2006 US\$	2006 €uro	2005 US\$	2005 €uro	2004 US\$	2004 €uro	2003
<i>Paid in full</i>	132	122	118	96	114	104	109	87	96
Part paid	10	15	12	22	13	15	18	16	20
No payment	<u>46</u>	<u>51</u>	<u>58</u>	<u>70</u>	<u>60</u>	<u>68</u>	<u>60</u>	<u>84</u>	<u>67</u>
Total	<u>188</u>	<u>188</u>	<u>188</u>	<u>188</u>	<u>187</u>	<u>187</u>	<u>187</u>	<u>187</u>	<u>183</u>

Contributions in arrears

6. The position of Member Nations with arrears of contributions at 12 November 2007 was as follows:

Number of Member Nations

With arrears at 1 January 2007	82	
Arrears paid in full (<i>Appendix D</i>)		35
Arrears partially paid (<i>Appendix E</i>)		23
No payment (<i>Appendix F</i>)		24
With arrears at 12 November 2007 (<i>Appendix C</i>)	47	

7. **Additional information regarding arrears due at 12 November 2007**

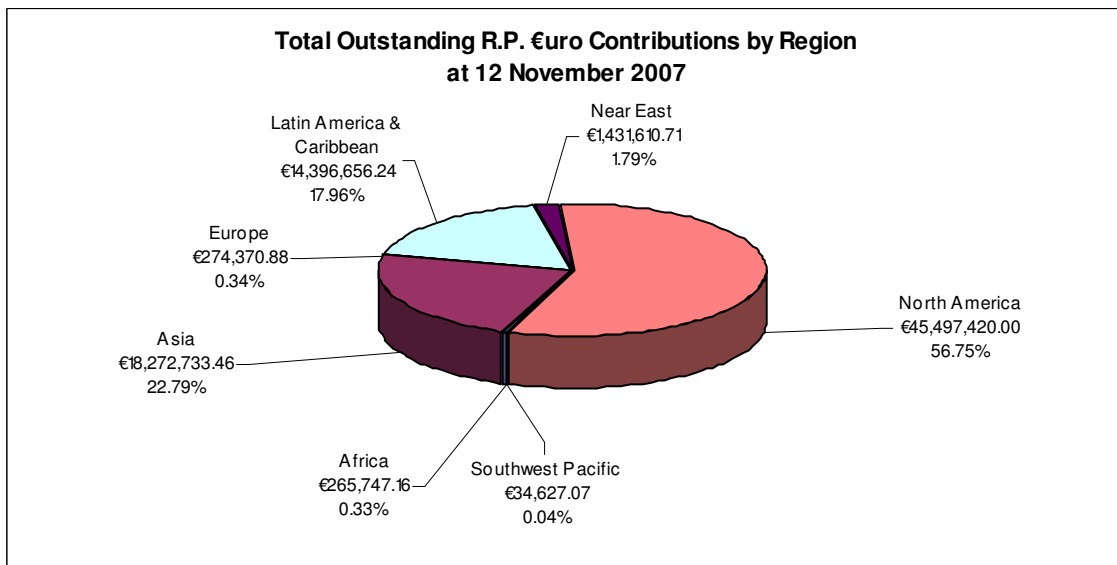
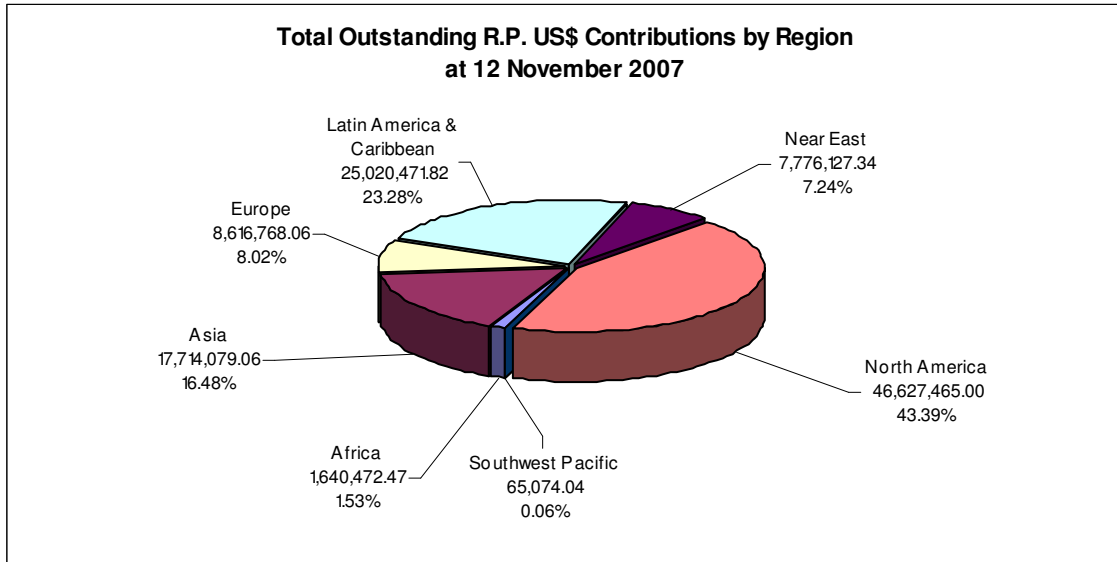
- The total arrears at 12 November were \$46,135,332.49 and €17,999,856.72 (*Appendix B/Appendix C*) equivalent to 17.33 percent of current assessments.
- Five Member Nations had arrears in excess of US\$1 million (*Appendix C*).
- Arrears exceeding US\$1 million accounted for 90.79 percent of the total arrears due.
- Twenty-four Member Nations had arrears in such amounts as to jeopardize their right to vote in accordance with Article III.4 of the Constitution (*Appendix G*).

Contributions from the Russian Federation

8. On 29 March 2007 Russia paid in full its contributions for 2007, amounting to US\$ 1,952,433 and €1,955,192. The Finance and Programme Committees have recommended and Council has agreed that Russia's contributions in 2006/2007 be treated as miscellaneous income to partially fund the General Service Salary increase resulting from the ICSC survey. Russia's contributions are therefore excluded from the reporting on Status of Contributions to the 2006-2007 Regular Programme which refers to contributions established in the 2006/2007 budget appropriation.

Total Contributions Outstanding

9. The following charts show the geographical distribution of the total of all Regular Programme contributions outstanding in US Dollars and Euro at 12 November 2007.



Appendix B

Regular Programme Contributions

Status as at 12 November 2007

Member Nations	Receipts: ¹		Outstanding Contributions				Total Outstanding	
	Amounts received year to date ³		Relating to 2007 Assessments		Arrears: 2006 and prior assessments ²			
	US\$	€uro	US\$	€uro	US\$	€uro	US\$	€uro
Afghanistan	292,295.16	38,612.78	-	-	-	-	-	-
Albania	8,826.55	8,839.03	-	-	-	-	-	-
Algeria	137,694.18	137,888.79	-	-	-	-	-	-
Angola	1,765.31	1,767.81	-	-	-	-	-	-
Antigua and Barbuda	-	-	5,295.93	5,303.42	323,128.86	12,316.52	328,424.79	17,619.94
Argentina	1,721,177.25	1,723,610.00	-	-	23,232,302.59	5,752,136.16	23,232,302.59	5,752,136.16
Armenia	28,530.62	3,535.61	-	-	-	-	-	-
Australia	2,866,863.44	2,870,915.32	-	-	-	-	-	-
Austria	1,546,411.56	1,548,597.18	-	-	-	-	-	-
Azerbaijan	134,508.80	8,839.03	-	-	-	-	-	-
Bahamas	22,949.03	22,981.47	-	-	-	-	-	-
Bahrain	54,724.61	54,801.96	-	-	-	-	-	-
Bangladesh	17,653.10	17,678.05	-	-	-	-	-	-
Barbados	17,653.10	17,678.05	-	-	-	-	-	-
Belarus	31,775.58	31,820.49	-	-	-	-	-	-
Belgium	1,924,187.90	1,926,907.45	-	-	-	-	-	-
Belize	1,765.31	1,767.81	-	-	-	-	-	-
Benin	-	3,535.61	3,530.62	-	3,530.62	3,535.61	7,061.24	3,535.61
Bhutan	1,765.31	1,767.81	-	-	-	-	-	-
Bolivia	35,957.89	15,910.25	-	-	33,689.90	14,077.90	33,689.90	14,077.90
Bosnia and Herzegovina	5,295.93	5,303.42	-	-	-	-	-	-
Botswana	21,183.72	21,213.66	-	-	-	-	-	-
Brazil	3,939,553.89	5,494,337.94	-	-	-	-	-	-
Bulgaria	-	-	30,010.27	30,052.69	-	-	30,010.27	30,052.69
Burkina Faso	3,530.62	4,911.80	-	-	-	-	-	-
Burundi	49,687.86	-	1,765.31	1,767.81	89,003.02	5,256.93	90,768.33	7,024.74
Cambodia	34,426.62	3,535.61	-	-	-	-	-	-
Cameroon	14,122.48	14,142.44	-	-	-	-	-	-
Canada	5,064,674.39	5,071,832.55	-	-	-	-	-	-
Cape Verde	-	-	1,765.31	1,767.81	-	-	1,765.31	1,767.81

Member Nations	Receipts: ¹		Outstanding Contributions				Total Outstanding	
	Amounts received year to date ³		Relating to 2007 Assessments		Arrears: 2006 and prior assessments ²			
	US\$	€uro	US\$	€uro	US\$	€uro	US\$	€uro
Central African Republic	-	-	1,765.31	1,767.81	210,798.45	5,256.93	212,563.76	7,024.74
Chad	1,765.31	1,767.81	-	-	-	-	-	-
Chile	271,000.00	-	402,490.68	403,059.54	3,416.44	403,059.54	405,907.12	806,119.08
China	3,696,559.14	3,701,783.67	-	-	-	-	-	-
Colombia	278,918.98	279,313.19	-	-	-	-	-	-
Comoros	-	-	1,765.31	1,767.81	273,096.83	5,256.93	274,862.14	7,024.74
Congo	3,530.62	3,535.62	-	-	-	-	-	-
Cook Islands	3,530.62	3,535.62	-	-	-	-	-	-
Costa Rica	180,689.47	-	54,724.61	54,801.96	58,395.15	124,933.06	113,119.76	179,735.02
Croatia	67,081.78	67,176.59	-	-	-	-	-	-
Cuba	-	55,886.33	77,673.64	77,783.42	77,673.64	113,818.26	155,347.28	191,601.68
Cyprus	70,612.40	70,712.20	-	-	-	-	-	-
Czech Republic	330,112.97	330,579.54	-	-	-	-	-	-
Côte d'Ivoire	50,620.00	38,930.42	-	17,678.05	-	10,289.19	-	27,967.24
D.P.Rep. of Korea	35,306.20	35,356.10	-	-	-	-	-	-
Democratic Republic of Congo	-	-	5,295.93	5,303.42	26,717.83	19,329.64	32,013.76	24,633.06
Denmark	1,292,206.92	1,294,033.26	-	-	-	-	-	-
Djibouti	6,393.04	3,535.62	-	-	-	-	-	-
Dominica	-	-	1,765.31	1,767.81	-	-	1,765.31	1,767.81
Dominican Republic	148,696.43	-	63,551.16	63,640.98	85,463.55	144,274.30	149,014.71	207,915.28
Ecuador	33,540.89	26,564.22	-	7,024.08	-	-	-	7,024.08
Egypt	215,367.82	215,672.21	-	-	-	-	-	-
El Salvador	80,427.91	81,206.94	-	112.10	-	-	-	112.10
Equatorial Guinea	7,380.34	3,535.61	969.42	2,405.59	-	-	969.42	2,405.59
Eritrea	1,765.31	1,767.81	-	-	-	-	-	-
Estonia	21,183.72	21,213.66	-	-	-	-	-	-
Ethiopia	7,061.24	7,071.22	-	-	-	-	-	-
Fiji	7,061.24	7,070.64	-	-	-	-	-	-
Finland	960,328.64	961,685.92	-	-	-	-	-	-
France	10,858,421.81	10,873,768.56	-	-	-	-	-	-
Gabon	-	13,896.64	15,887.79	2,013.61	-	-	15,887.79	2,013.61
Gambia	26,732.33	-	1,765.31	1,767.81	69,384.71	5,256.93	71,150.02	7,024.74
Georgia	25,295.93	15,904.32	-	-	-	-	-	-
Germany	15,596,513.85	15,618,557.18	-	-	-	-	-	-
Ghana	7,061.24	7,071.22	-	-	-	-	-	-

Member Nations	Receipts: ¹		Outstanding Contributions				Total Outstanding	
	Amounts received year to date ³		Relating to 2007 Assessments		Arrears: 2006 and prior assessments ²			
	US\$	€uro	US\$	€uro	US\$	€uro	US\$	€uro
Greece	955,032.71	956,382.51	-	-	-	-	-	-
Grenada	1,765.31	1,767.81	-	-	-	-	-	-
Guatemala	46,976.59	45,572.82	7,748.02	54,801.96	-	15,151.17	7,748.02	69,953.13
Guinea	-	-	5,295.93	5,303.42	5,087.18	5,303.42	10,383.11	10,606.84
Guinea-Bissau	-	-	1,765.31	1,767.81	100,807.45	5,256.93	102,572.76	7,024.74
Guyana	1,765.31	1,947.88	-	-	-	-	-	-
Haiti	5,295.93	-	-	5,303.42	-	-	-	5,303.42
Honduras	8,826.55	8,839.03	-	-	-	-	-	-
Hungary	227,724.99	228,046.85	-	-	-	-	-	-
Iceland	61,785.85	61,873.18	-	-	-	-	-	-
India	759,083.30	760,156.15	-	-	-	-	-	-
Indonesia	255,969.95	256,331.73	-	-	-	-	-	-
Iran, Islamic Republic of	281,782.17	282,849.00	282,449.60	282,848.60	667.43	-	283,117.03	282,848.60
Iraq	28,244.96	28,284.88	-	-	5,504,375.29	505,106.66	5,504,375.29	505,106.66
Ireland	630,215.67	631,106.39	-	-	-	-	-	-
Israel	840,287.56	841,475.18	-	-	-	-	-	-
Italy	8,796,539.73	8,808,972.32	-	-	-	-	-	-
Jamaica	14,122.48	14,142.44	-	-	-	-	-	-
Japan	17,527,762.99	17,552,535.85	17,527,762.99	17,552,535.84	-	-	17,527,762.99	17,552,535.84
Jordan	52,456.62	30,128.51	-	-	-	36,815.65	-	36,815.65
Kazakhstan	263,358.59	45,962.93	-	-	-	-	-	-
Kenya	15,887.79	15,910.25	-	-	-	-	-	-
Kiribati	-	-	1,765.31	1,767.81	1,765.31	1,767.81	3,530.62	3,535.62
Korea, Republic of	3,234,047.92	3,173,470.26	-	65,148.50	-	-	-	65,148.50
Kuwait	291,276.15	291,687.83	-	-	-	-	-	-
Kyrgyzstan	-	-	1,765.31	1,767.81	869,035.95	5,256.93	870,801.26	7,024.74
Lao People's Democratic Rep.	1,765.31	1,767.81	-	-	-	-	-	-
Latvia	26,479.65	26,517.08	-	-	-	-	-	-
Lebanon	44,132.75	44,195.13	44,132.75	44,195.13	-	-	44,132.75	44,195.13
Lesotho	1,765.31	1,767.81	-	-	-	-	-	-
Liberia	11,250.00	-	1,765.31	1,767.81	317,642.05	5,256.93	319,407.36	7,024.74
Libyan Arab Jamahiriya	366,672.59	352,307.36	109,961.11	-	-	-	109,961.11	-
Lithuania	229,160.83	44,195.13	-	-	-	-	-	-
Luxembourg	138,071.32	139,656.60	1,388.17	-	-	-	1,388.17	-
Madagascar	5,295.93	7,088.53	-	-	-	-	-	-

Member Nations	Receipts: ¹		Outstanding Contributions				Total Outstanding	
	Amounts received year to date ³		Relating to 2007 Assessments		Arrears: 2006 and prior assessments ²			
	US\$	€uro	US\$	€uro	US\$	€uro	US\$	€uro
Malawi	-	-	1,765.31	1,767.81	-	-	1,765.31	1,767.81
Malaysia	365,419.17	365,935.64	-	-	-	-	-	-
Maldives	1,765.31	1,767.81	-	-	-	-	-	-
Mali	3,474.90	3,535.61	55.72	-	-	-	55.72	-
Malta	24,714.34	24,749.27	-	-	-	-	-	-
Marshall Islands	5,224.63	3,901.01	-	1,767.81	-	38.34	-	1,806.15
Mauritania	-	-	1,765.31	1,767.81	1,765.31	1,767.81	3,530.62	3,535.62
Mauritius	19,418.41	19,445.86	-	-	-	-	-	-
Mexico	3,511,775.01	-	262,473.86	3,395,953.41	-	3,395,953.41	262,473.86	6,791,906.82
Micronesia, Federated States of	3,530.62	863.01	-	1,767.81	-	2,907.65	-	4,675.46
Moldova	101,765.31	1,767.81	-	-	-	-	-	-
Monaco	5,295.93	5,303.42	-	-	-	-	-	-
Mongolia	1,765.31	1,767.81	-	-	-	-	-	-
Morocco	84,734.88	84,854.64	-	-	-	-	-	-
Mozambique	1,765.31	1,767.81	-	-	-	-	-	-
Myanmar	15,857.78	17,598.53	17,653.10	17,678.05	-	79.52	17,653.10	17,757.57
Namibia	10,591.86	10,606.83	-	-	-	-	-	-
Nauru	-	-	1,765.31	1,767.81	12,407.83	5,256.93	14,173.14	7,024.74
Nepal	7,061.24	7,071.22	-	-	-	-	-	-
Netherlands	3,043,394.44	3,047,695.82	-	-	-	-	-	-
New Zealand	398,960.06	399,523.93	-	-	-	-	-	-
Nicaragua	-	-	1,765.31	1,767.81	144,124.01	5,256.93	145,889.32	7,024.74
Niger	-	-	1,765.31	1,767.81	-	724.25	1,765.31	2,492.06
Nigeria	-	-	75,908.33	76,015.62	-	56,371.21	75,908.33	132,386.83
Niue	5,224.63	5,280.18	-	-	-	-	-	-
Norway	1,223,359.83	1,225,088.87	-	-	-	-	-	-
Oman	125,337.01	125,514.16	-	-	-	-	-	-
Pakistan	154,823.35	131,505.52	-	66,488.64	-	-	-	66,488.64
Palau	-	-	1,765.31	1,767.81	4,553.33	5,256.93	6,318.64	7,024.74
Panama	33,540.89	46,406.72	-	-	-	-	-	-
Papua New Guinea	5,295.93	5,303.42	-	-	-	-	-	-
Paraguay	65,331.40	-	21,183.72	21,213.66	13,995.52	77,318.54	35,179.24	98,532.20
Peru	288,384.87	206,869.33	165,939.14	166,173.67	52,517.87	166,173.67	218,457.01	332,347.34
Philippines	91,659.07	124,539.74	166,897.66	171,477.09	-	397,558.01	166,897.66	569,035.10
Poland	829,695.70	830,868.35	-	-	-	-	-	-

Member Nations	Receipts: ¹		Outstanding Contributions				Total Outstanding	
	Amounts received year to date ³		Relating to 2007 Assessments		Arrears: 2006 and prior assessments ²			
	US\$	€uro	US\$	€uro	US\$	€uro	US\$	€uro
Portugal	845,583.49	846,778.60	-	-	-	-	-	-
Qatar	114,745.15	114,907.33	-	-	-	-	-	-
Romania	107,683.91	107,836.11	-	-	-	-	-	-
Rwanda	1,765.31	1,767.81	-	-	-	-	-	-
Saint Lucia	3,530.62	2,677.03	-	858.58	-	-	-	858.58
Samoa	1,765.31	1,767.81	-	-	-	-	-	-
San Marino	5,295.93	5,303.42	-	-	-	-	-	-
Sao Tome and Principe	-	-	1,765.31	1,767.81	270,317.45	5,256.93	272,082.76	7,024.74
Saudi Arabia	1,283,380.37	1,951,636.33	-	42,224.60	-	-	-	42,224.60
Senegal	-	12.95	8,826.55	8,826.08	-	-	8,826.55	8,826.08
Serbia	33,540.89	33,588.30	-	-	-	-	-	-
Seychelles	18,398.75	4,084.47	3,530.62	3,535.61	14,348.77	853.76	17,879.39	4,389.37
Sierra Leone	-	-	1,765.31	1,767.81	112,997.78	5,256.93	114,763.09	7,024.74
Slovakia	91,796.12	91,925.86	-	-	-	-	-	-
Slovenia	148,286.04	148,495.62	-	-	-	-	-	-
Solomon Islands	-	-	1,765.31	1,767.81	37,521.02	5,256.93	39,286.33	7,024.74
Somalia	-	-	1,765.31	1,767.81	346,221.45	5,256.93	347,986.76	7,024.74
South Africa	526,062.38	526,805.89	-	-	-	-	-	-
Spain	4,538,612.01	4,545,026.66	-	-	-	-	-	-
Sri Lanka	30,010.27	30,052.69	-	-	-	-	-	-
St Kitts and Nevis	1,822.15	1,767.81	-	-	-	-	-	-
St Vincent and the Grenadines	1,765.31	1,767.81	-	-	-	-	-	-
Sudan	-	-	14,122.48	14,142.44	14,122.48	35,181.78	28,244.96	49,324.22
Suriname	1,765.31	4,983.88	-	-	-	-	-	-
Swaziland	3,530.62	7,042.16	3,530.62	3,535.61	-	-	3,530.62	3,535.61
Sweden	1,797,085.58	1,799,625.49	-	-	-	-	-	-
Switzerland	2,155,443.51	2,158,489.91	-	-	-	-	-	-
Syrian Arab Republic	68,847.09	68,944.40	-	-	-	-	-	-
Tajikistan	2,530.62	941.26	-	1,767.81	142,917.07	2,597.80	142,917.07	4,365.61
Tanzania, United Republic of	10,591.86	10,606.83	-	-	-	-	-	-
Thailand	376,011.03	376,542.47	-	-	-	-	-	-
The Former Yug. Rep. Of Macedonia	10,591.86	10,849.39	-	-	-	-	-	-
Timor-Leste	-	-	1,765.31	1,767.81	-	-	1,765.31	1,767.81
Togo	805.54	2,431.43	959.77	-	-	-	959.77	-
Tonga	1,765.31	1,767.81	-	-	-	-	-	-

Member Nations	Receipts: ¹		Outstanding Contributions				Total Outstanding	
	Amounts received year to date ³		Relating to 2007 Assessments		Arrears: 2006 and prior assessments ²			
	US\$	€uro	US\$	€uro	US\$	€uro	US\$	€uro
Trinidad and Tobago	40,602.13	40,659.52	-	-	-	-	-	-
Tunisia	58,255.23	51,896.16	-	7,057.87	-	-	-	7,057.87
Turkey	670,817.80	671,765.90	-	-	-	-	-	-
Turkmenistan	-	-	8,826.55	8,839.03	435,587.35	19,341.25	444,413.90	28,180.28
Tuvalu	-	-	1,765.31	1,767.81	-	1,767.81	1,765.31	3,535.62
Uganda	10,591.86	10,011.36	-	595.47	-	-	-	595.47
Ukraine	141,224.80	141,424.40	-	-	-	-	-	-
United Arab Emirates	423,674.40	-	-	424,273.20	-	-	-	424,273.20
United Kingdom	11,033,187.50	11,048,781.25	-	-	-	-	-	-
United States of America	16,772,402.00	-	41,786,820.00	38,891,710.00	4,840,645.00	6,605,710.00	46,627,465.00	45,497,420.00
Uruguay	222,681.25	226,867.23	86,500.19	86,622.45	-	-	86,500.19	86,622.45
Uzbekistan	19,841.39	19,663.96	24,714.34	24,749.27	-	-	24,714.34	24,749.27
Vanuatu	1,765.31	1,767.81	-	-	-	-	-	-
Venezuela, Bolivarian Republic of	307,163.94	844,482.76	-	17,600.19	-	-	-	17,600.19
Viet Nam	37,071.51	37,123.91	-	-	-	-	-	-
Yemen	10,491.75	10,549.47	177.21	227.28	-	-	177.21	227.28
Yugoslavia	-	-	-	-	8,405,308.00	-	8,405,308.00	-
Zambia	3,530.62	3,535.61	-	-	-	-	-	-
Zimbabwe	12,357.17	12,374.64	-	-	-	-	-	-
Total	\$ 139,766,787.36	€ 120,127,667.12	\$ 61,325,125.30	€ 62,173,308.80	\$ 46,135,332.49	€ 17,999,856.72	\$ 107,460,457.79	€ 80,173,165.52

^{1/} Of US dollar receipts, US\$118,155,874.70 credited to 2007 assessments, US\$21,610,912.66 to arrears. Of Euro receipts, €114,607,191.20 credited to 2007 assessments, €5,520,475.92 to arrears.

^{2/} Includes Arrears Instalments of US\$34,418.87 and €701.31 due in 2007.

^{3/} Includes advances carried forward from previous years.

Conference Authorized Arrears Instalments - Summary

Member Nations	Receipts	Instalments				Total Outstanding	
		Due in 2007	Due in 2007	Due in future Years	Due in future Years		
		US\$	€uro	US\$	€uro	US\$	€uro
Armenia	25,000.00	-	-	1,503,298.63	-	1,503,298.63	-
Azerbaijan	125,682.25	-	-	754,093.50	-	754,093.50	-
Bolivia	-	20,070.10	-	40,140.27	-	60,210.37	-
Georgia	20,000.00	-	-	1,257,323.08	-	1,257,323.08	-
Kazakhstan	217,460.53	-	-	217,460.52	-	217,460.52	-
Lithuania	185,028.08	-	-	554,421.48	-	554,421.48	-
Moldova	100,000.00	-	-	674,658.63	-	674,658.63	-
Seychelles	259.68	14,348.77	701.31	116,867.60	5,610.48	131,216.37	6,311.79
Total	\$673,430.54	34,418.87	701.31	5,118,263.71	5,610.48	5,152,682.58	6,311.79

Appendix C

Member Nations with Arrears of Contributions as at 12 November 2007

	Member Nation	Arrears Outstanding					Total Arrears
		2006	2005	2004	2003	Prior	
1	Argentina	\$ 1,721,177.25	\$ 1,955,898.17	\$ 1,955,898.17	\$ 3,726,625.71	\$ 13,872,703.29	\$ 23,232,302.59
		€ 1,723,609.76	€ 2,014,263.20	€ 2,014,263.20			€ 5,752,136.16
2	Iraq	\$ 28,244.96	\$ 6,610.79		\$ 441,094.09	\$ 5,028,425.45	\$ 5,504,375.29
		€ 28,284.88	€ 238,410.89	€ 238,410.89			€ 505,106.66
3	Mexico						\$ -
		€ 3,395,953.41					€ 3,395,953.41
4	United States of America	\$ 3,014,418.00	\$ 71,032.00	\$ 2,345.00		\$ 1,752,850.00	\$ 4,840,645.00
		€ 6,605,710.00					€ 6,605,710.00
5	Yugoslavia					\$ 8,405,308.00	\$ 8,405,308.00
							€ -
	Arrears over \$1,000,000	\$ 4,763,840.21	\$ 2,033,540.96	\$ 1,958,243.17	\$ 4,167,719.80	\$ 29,059,286.74	\$ 41,982,630.88
		€ 11,753,558.05	€ 2,252,674.09	€ 2,252,674.09	€ -	€ -	€ 16,258,906.23
6	Antigua and Barbuda	\$ 5,295.93	\$ 3,404.95	\$ 3,404.95	\$ 6,482.89	\$ 304,540.14	\$ 323,128.86
		€ 5,303.42	€ 3,506.55	€ 3,506.55			€ 12,316.52
7	Chile	\$ 3,416.44					\$ 3,416.44
		€ 403,059.54					€ 403,059.54
8	Comoros	\$ 1,765.31	\$ 1,694.01	\$ 1,694.01	\$ 3,225.31	\$ 264,718.19	\$ 273,096.83
		€ 1,767.81	€ 1,744.56	€ 1,744.56			€ 5,256.93
9	Dominican Republic		\$ 39,148.45	\$ 39,148.45		\$ 7,166.65	\$ 85,463.55
		€ 63,640.98	€ 40,316.66	€ 40,316.66			€ 144,274.30
10	Kyrgyzstan	\$ 1,765.31	\$ 1,694.01	\$ 1,694.01	\$ 3,225.31	\$ 860,657.31	\$ 869,035.95
		€ 1,767.81	€ 1,744.56	€ 1,744.56			€ 5,256.93
11	Liberia				\$ 3,225.31	\$ 314,416.74	\$ 317,642.05
		€ 1,767.81	€ 1,744.56	€ 1,744.56			€ 5,256.93
12	Philippines						\$ -
		€ 171,477.09	€ 175,310.33	€ 50,770.59			€ 397,558.01
13	Sao Tome and Principe	\$ 1,765.31	\$ 1,694.01	\$ 1,694.01	\$ 3,225.31	\$ 261,938.81	\$ 270,317.45
		€ 1,767.81	€ 1,744.56	€ 1,744.56			€ 5,256.93
14	Somalia	\$ 1,765.31	\$ 1,694.01	\$ 1,694.01	\$ 3,225.31	\$ 337,842.81	\$ 346,221.45
		€ 1,767.81	€ 1,744.56	€ 1,744.56			€ 5,256.93
15	Turkmenistan	\$ 8,826.55	\$ 5,098.95	\$ 5,098.95	\$ 9,740.45	\$ 406,822.45	\$ 435,587.35
		€ 8,839.03	€ 5,251.11	€ 5,251.11			€ 19,341.25
	Arrears \$250,000 to \$1,000,000	\$ 24,600.16	\$ 54,428.39	\$ 54,428.39	\$ 32,349.89	\$ 2,758,103.10	\$ 2,923,909.93
		€ 661,159.11	€ 233,107.45	€ 108,567.71	€ -	€ -	€ 1,002,834.27

	Member Nation	Arrears Outstanding					Total Arrears
		2006	2005	2004	2003	Prior	
16	Benin	\$ 3,530.62					\$ 3,530.62
		€ 3,535.61					€ 3,535.61
17	Bolivia	\$ 20,070.10	\$ 13,619.80				\$ 33,689.90
			€ 14,026.22	€ 51.68			€ 14,077.90
18	Burundi	\$ 1,765.31	\$ 1,694.01	\$ 1,694.01		\$ 83,849.69	\$ 89,003.02
		€ 1,767.81	€ 1,744.56	€ 1,744.56			€ 5,256.93
19	Central African Republic	\$ 1,765.31	\$ 1,694.01	\$ 1,694.01	\$ 3,225.31	\$ 202,419.81	\$ 210,798.45
		€ 1,767.81	€ 1,744.56	€ 1,744.56			€ 5,256.93
20	Costa Rica	\$ 52,842.48	\$ 5,552.67				\$ 58,395.15
		€ 54,801.96	€ 35,065.55	€ 35,065.55			€ 124,933.06
21	Cuba	\$ 77,673.64					\$ 77,673.64
		€ 77,783.42	€ 36,034.84				€ 113,818.26
22	Côte d'Ivoire						\$ -
		€ 10,289.19					€ 10,289.19
23	Democratic Republic of Congo	\$ 5,295.93	\$ 6,809.90	\$ 6,809.90	\$ 7,802.10		\$ 26,717.83
		€ 5,303.42	€ 7,013.11	€ 7,013.11			€ 19,329.64
24	Gambia	\$ 1,765.31				\$ 67,619.40	\$ 69,384.71
		€ 1,767.81	€ 1,744.56	€ 1,744.56			€ 5,256.93
25	Guatemala						\$ -
		€ 15,151.17					€ 15,151.17
26	Guinea	\$ 5,087.18					\$ 5,087.18
		€ 5,303.42					€ 5,303.42
27	Guinea-Bissau	\$ 1,765.31	\$ 1,694.01	\$ 1,694.01	\$ 3,225.31	\$ 92,428.81	\$ 100,807.45
		€ 1,767.81	€ 1,744.56	€ 1,744.56			€ 5,256.93
28	Iran, Islamic Republic of	\$ 667.43					\$ 667.43
							€ -
29	Jordan						\$ -
		€ 19,445.86	€ 14,026.22	€ 3,343.57			€ 36,815.65
30	Kiribati	\$ 1,765.31					\$ 1,765.31
		€ 1,767.81					€ 1,767.81
31	Marshall Islands						\$ -
		€ 38.34					€ 38.34
32	Mauritania	\$ 1,765.31					\$ 1,765.31
		€ 1,767.81					€ 1,767.81
33	Micronesia, Federated States						\$ -
		€ 1,767.81	€ 1,139.84				€ 2,907.65
34	Myanmar						\$ -
		€ 79.52					€ 79.52
35	Nauru	\$ 1,765.31	\$ 1,694.01	\$ 1,694.01	\$ 3,225.31	\$ 4,029.19	\$ 12,407.83
		€ 1,767.81	€ 1,744.56	€ 1,744.56			€ 5,256.93
36	Nicaragua	\$ 1,765.31	\$ 1,694.01	\$ 1,694.01	\$ 3,225.31	\$ 135,745.37	\$ 144,124.01
		€ 1,767.81	€ 1,744.56	€ 1,744.56			€ 5,256.93

	Member Nation	Arrears Outstanding					Total Arrears
		2006	2005	2004	2003	Prior	
37	Niger	€ 724.25					\$ - € 724.25
38	Nigeria	€ 56,371.21					\$ - € 56,371.21
39	Palau	\$ 1,765.31	\$ 1,694.01	\$ 1,094.01			\$ 4,553.33
		€ 1,767.81	€ 1,744.56	€ 1,744.56			€ 5,256.93
40	Paraguay	\$ 13,995.52					\$ 13,995.52
		€ 21,213.66	€ 28,052.44	€ 28,052.44			€ 77,318.54
41	Peru	\$ 52,517.87					\$ 52,517.87
		€ 166,173.67					€ 166,173.67
42	Seychelles	\$ 14,348.77					\$ 14,348.77
		€ 853.76					€ 853.76
43	Sierra Leone	\$ 1,765.31	\$ 1,694.01	\$ 1,694.01	\$ 3,225.31	\$ 104,619.14	\$ 112,997.78
		€ 1,767.81	€ 1,744.56	€ 1,744.56			€ 5,256.93
44	Solomon Islands	\$ 1,765.31	\$ 1,694.01	\$ 1,694.01	\$ 3,225.31	\$ 29,142.38	\$ 37,521.02
		€ 1,767.81	€ 1,744.56	€ 1,744.56			€ 5,256.93
45	Sudan	\$ 14,122.48					\$ 14,122.48
		€ 14,142.44	€ 10,519.67	€ 10,519.67			€ 35,181.78
46	Tajikistan					\$ 142,917.07	\$ 142,917.07
47	Tuvalu	€ 1,767.81	€ 803.30	€ 26.69			€ 2,597.80
		€ 1,767.81					€ -
	Arrears less than \$250,000	\$ 201,896.79	\$ 39,534.45	\$ 19,761.98	\$ 27,153.96	\$ 862,770.86	\$ 1,228,791.68
		€ 398,176.82	€ 126,347.39	€ 99,773.75	€ -	€ -	€ 738,116.22
Total of all Member Nations		\$ 4,990,337.16	\$ 2,127,503.80	\$ 2,032,433.54	\$ 4,227,223.65	\$ 32,680,160.70	\$ 46,135,332.49
		€ 12,812,893.98	€ 2,612,128.93	€ 2,461,015.55	€ -	€ -	€ 17,999,856.72

Appendix D**Arrears paid in full during Calendar Year 2007 as at 12 November 2007**

No	Member Nation	Arrears Paid US\$	Arrears Paid Euro
1	Afghanistan	\$ 288,764.54	€ 35,077.17
2	Armenia	\$ 25,000.00	€ -
3	Azerbaijan	\$ 125,682.25	€ -
4	Brazil	\$ 1,196,262.15	€ 2,747,168.97
5	Burkina Faso	\$ -	€ 1,376.19
6	Cambodia	\$ 30,896.00	€ -
7	Congo	\$ 1,765.31	€ 1,767.81
8	Cook Islands	\$ 1,765.31	€ 1,767.81
9	D.P.Rep. of Korea	\$ 17,653.10	€ 17,678.05
10	Djibouti	\$ 4,627.73	€ 1,767.81
11	El Salvador	\$ 39,825.78	€ 40,659.52
12	Equatorial Guinea	\$ 4,819.14	€ 2,405.59
13	Georgia	\$ 20,000.00	€ 10,600.90
14	Guyana	\$ -	€ 180.07
15	Kazakhstan	\$ 217,460.53	€ -
16	Lebanon	\$ 44,132.75	€ 44,195.13
17	Libyan Arab Jamahiriya	\$ 238,316.85	€ 113,653.68
18	Lithuania	\$ 185,028.08	€ -
19	Madagascar	\$ -	€ 1,785.11
20	Moldova	\$ 100,000.00	€ -
21	Niue	\$ 3,459.32	€ 3,512.37
22	Pakistan	\$ 55,965.99	€ 98,997.08

No	Member Nation	Arrears Paid US\$	Arrears Paid Euro
23	Panama	\$ -	€ 12,818.42
24	Saudi Arabia	\$ -	€ 708,666.69
25	St Kitts and Nevis	\$ 56.84	€ -
26	Suriname	\$ -	€ 3,216.07
27	Swaziland	\$ 3,530.62	€ 7,042.16
28	The Former Yug. Rep. Of Macedonia	\$ -	€ 242.56
29	Togo	\$ -	€ 663.62
30	Tunisia	\$ -	€ 616.46
31	Ukraine	\$ 70,612.40	€ 70,712.20
32	Uruguay	\$ 222,681.25	€ 226,867.23
33	Uzbekistan	\$ 19,841.39	€ 19,663.96
34	Venezuela, Bolivarian Republic	\$ -	€ 554,484.88
35	Yemen	\$ 77.10	€ 169.92
Total of all Member Nations		\$ 2,918,224.43	€ 4,727,757.43

Appendix E

Arrears paid in part during Calendar Year 2007 as at 12 November 2007

No	Member Nation	Arrears Paid US\$	Arrears Paid Euro	Remaining Balance US\$	Remaining Balance Euro
1	Argentina	\$ -	€ 0.12	\$ 23,232,302.59	€ 5,752,136.16
2	Bolivia	\$ 20,070.10	€ -	\$ 33,689.90	€ 14,077.90
3	Burundi	\$ 49,687.86	€ -	\$ 89,003.02	€ 5,256.93
4	Chile	\$ 271,000.00	€ -	\$ 3,416.44	€ 403,059.54
5	Costa Rica	\$ 180,689.47	€ -	\$ 58,395.15	€ 124,933.06
6	Cuba	\$ -	€ 55,886.33	\$ 77,673.64	€ 113,818.26
7	Côte d'Ivoire	\$ 32,966.90	€ 38,930.42	\$ -	€ 10,289.19
8	Dominican Republic	\$ 148,696.43	€ -	\$ 85,463.55	€ 144,274.30
9	Gambia	\$ 26,732.33	€ -	\$ 69,384.71	€ 5,256.93
10	Guatemala	\$ -	€ 45,573.40	\$ -	€ 15,151.17
11	Iran, Islamic Republic of	\$ 281,782.17	€ 282,848.80	\$ 667.43	€ -
12	Jordan	\$ 33,038.21	€ 10,682.65	\$ -	€ 36,815.65
13	Liberia	\$ 11,250.00	€ -	\$ 317,642.05	€ 5,256.93
14	Marshall Islands	\$ 3,459.32	€ 3,901.01	\$ -	€ 38.34
15	Mexico	\$ 383,088.36	€ -	\$ -	€ 3,395,953.41
16	Micronesia, Federated States	\$ 1,765.31	€ 863.01	\$ -	€ 2,907.65
17	Myanmar	\$ 15,857.78	€ 17,598.53	\$ -	€ 79.52
18	Paraguay	\$ 65,331.40	€ -	\$ 13,995.52	€ 77,318.54
19	Peru	\$ 288,384.87	€ 206,869.33	\$ 52,517.87	€ 166,173.67
20	Philippines	\$ 87,321.66	€ 124,539.74	\$ -	€ 397,558.01
21	Seychelles	\$ 18,398.75	€ 4,084.47	\$ 14,348.77	€ 853.76
22	Tajikistan	\$ 765.31	€ 941.26	\$ 142,917.07	€ 2,597.80
23	United States of America	\$ 16,772,402.00	€ -	\$ 4,840,645.00	€ 6,605,710.00
	Total of all Member Nations	\$ 18,692,688.23	€ 792,719.07	\$ 29,032,062.71	€ 17,279,516.72

Appendix F

Member Nations having paid no payment against outstanding arrears

as at 12 November 2007

No.	Member Nation	Arrears Outstanding					Total Arrears
		2006	2005	2004	2003	Prior	
1	Antigua and Barbuda	\$ 5,295.93	\$ 3,404.95	\$ 3,404.95	\$ 6,482.89	\$ 304,540.14	\$ 323,128.86
		€ 5,303.42	€ 3,506.55	€ 3,506.55			€ 12,316.52
2	Benin	\$ 3,530.62					\$ 3,530.62
		€ 3,535.61					€ 3,535.61
3	Central African Republic	\$ 1,765.31	\$ 1,694.01	\$ 1,694.01	\$ 3,225.31	\$ 202,419.81	\$ 210,798.45
		€ 1,767.81	€ 1,744.56	€ 1,744.56			€ 5,256.93
4	Comoros	\$ 1,765.31	\$ 1,694.01	\$ 1,694.01	\$ 3,225.31	\$ 264,718.19	\$ 273,096.83
		€ 1,767.81	€ 1,744.56	€ 1,744.56			€ 5,256.93
5	Democratic Republic of Congo	\$ 5,295.93	\$ 6,809.90	\$ 6,809.90	\$ 7,802.10		\$ 26,717.83
		€ 5,303.42	€ 7,013.11	€ 7,013.11			€ 19,329.64
6	Guinea	\$ 5,087.18					\$ 5,087.18
		€ 5,303.42					€ 5,303.42
7	Guinea-Bissau	\$ 1,765.31	\$ 1,694.01	\$ 1,694.01	\$ 3,225.31	\$ 92,428.81	\$ 100,807.45
		€ 1,767.81	€ 1,744.56	€ 1,744.56			€ 5,256.93
8	Iraq	\$ 28,244.96	\$ 6,610.79		\$ 441,094.09	\$ 5,028,425.45	\$ 5,504,375.29
		€ 28,284.88	€ 238,410.89	€ 238,410.89			€ 505,106.66
9	Kiribati	\$ 1,765.31					\$ 1,765.31
		€ 1,767.81					€ 1,767.81
10	Kyrgyzstan	\$ 1,765.31	\$ 1,694.01	\$ 1,694.01	\$ 3,225.31	\$ 860,657.31	\$ 869,035.95
		€ 1,767.81	€ 1,744.56	€ 1,744.56			€ 5,256.93
11	Mauritania	\$ 1,765.31					\$ 1,765.31
		€ 1,767.81					€ 1,767.81
12	Nauru	\$ 1,765.31	\$ 1,694.01	\$ 1,694.01	\$ 3,225.31	\$ 4,029.19	\$ 12,407.83
		€ 1,767.81	€ 1,744.56	€ 1,744.56			€ 5,256.93
13	Nicaragua	\$ 1,765.31	\$ 1,694.01	\$ 1,694.01	\$ 3,225.31	\$ 135,745.37	\$ 144,124.01
		€ 1,767.81	€ 1,744.56	€ 1,744.56			€ 5,256.93
14	Niger	€ 724.25					€ 724.25
15	Nigeria	€ 56,371.21					€ 56,371.21
16	Palau	\$ 1,765.31	\$ 1,694.01	\$ 1,094.01			\$ 4,553.33
		€ 1,767.81	€ 1,744.56	€ 1,744.56			€ 5,256.93
17	Sao Tome and Principe	\$ 1,765.31	\$ 1,694.01	\$ 1,694.01	\$ 3,225.31	\$ 261,938.81	\$ 270,317.45
		€ 1,767.81	€ 1,744.56	€ 1,744.56			€ 5,256.93
18	Sierra Leone	\$ 1,765.31	\$ 1,694.01	\$ 1,694.01	\$ 3,225.31	\$ 104,619.14	\$ 112,997.78
		€ 1,767.81	€ 1,744.56	€ 1,744.56			€ 5,256.93
19	Solomon Islands	\$ 1,765.31	\$ 1,694.01	\$ 1,694.01	\$ 3,225.31	\$ 29,142.38	\$ 37,521.02
		€ 1,767.81	€ 1,744.56	€ 1,744.56			€ 5,256.93
20	Somalia	\$ 1,765.31	\$ 1,694.01	\$ 1,694.01	\$ 3,225.31	\$ 337,842.81	\$ 346,221.45
		€ 1,767.81	€ 1,744.56	€ 1,744.56			€ 5,256.93
21	Sudan	\$ 14,122.48					\$ 14,122.48
		€ 14,142.44	€ 10,519.67	€ 10,519.67			€ 35,181.78
22	Turkmenistan	\$ 8,826.55	\$ 5,098.95	\$ 5,098.95	\$ 9,740.45	\$ 406,822.45	\$ 435,587.35
		€ 8,839.03	€ 5,251.11	€ 5,251.11			€ 19,341.25
23	Tuvalu						€ 1,767.81
24	Yugoslavia	€ 1,767.81				\$ 8,405,308.00	€ 8,405,308.00
	Total of all Member Nations	\$ 93,352.68	\$ 40,558.70	\$ 33,347.91	\$ 497,372.63	\$ 16,438,637.86	\$ 17,103,269.78
		€ 152,557.02	€ 283,891.49	€ 283,891.49	€ -	€ -	€ 720,340.00

Appendix G

Member Nations with Potential Voting Rights Problems at 12 November 2007

Member Nation	Amount in Arrears US\$	Amount in Arrears Euro	Euro Arrears Converted at Budget Rate into US\$	Consolidated Arrears Expressed in US\$	Contribution Due for Two Preceding years US\$	Contribution Due for Two Preceding years Euro	Euro Assessment Converted at Budget Rate into US\$	Consolidated Contributions Due for Two Preceding years	Minimum Payment required to Ensure Vote in US\$
1 Antigua and Barbuda	\$ 323,128.86	€ 12,316.52	\$ 14,656.66	\$ 337,785.52	\$ 8,700.88	€ 8,809.97	\$ 10,483.86	\$ 19,184.74	\$ 318,601.78
2 Argentina	\$ 23,232,302.59	€ 5,752,136.16	\$ 6,845,042.03	\$ 30,077,344.62	\$ 3,677,075.42	€ 3,737,873.08	\$ 4,448,068.96	\$ 8,125,144.38	\$ 21,952,201.24
3 Burundi	\$ 89,003.02	€ 5,256.93	\$ 6,255.75	\$ 95,258.77	\$ 3,459.32	€ 3,512.37	\$ 4,179.71	\$ 7,639.03	\$ 87,620.73
4 Central African Republic	\$ 210,798.45	€ 5,256.93	\$ 6,255.75	\$ 217,054.20	\$ 3,459.32	€ 3,512.37	\$ 4,179.71	\$ 7,639.03	\$ 209,416.16
5 Comoros	\$ 273,096.83	€ 5,256.93	\$ 6,255.75	\$ 279,352.58	\$ 3,459.32	€ 3,512.37	\$ 4,179.71	\$ 7,639.03	\$ 271,714.54
6 Costa Rica	\$ 58,395.15	€ 124,933.06	\$ 148,670.34	\$ 207,065.49	\$ 88,774.11	€ 89,867.51	\$ 106,942.33	\$ 195,716.44	\$ 11,350.05
7 Democratic Republic of Congo	\$ 26,717.83	€ 19,329.64	\$ 23,002.27	\$ 49,720.10	\$ 12,105.83	€ 12,316.53	\$ 14,656.66	\$ 26,762.49	\$ 22,958.61
8 Dominican Republic	\$ 85,463.55	€ 144,274.30	\$ 171,686.42	\$ 257,149.97	\$ 102,699.61	€ 103,957.64	\$ 123,709.59	\$ 226,409.20	\$ 30,741.77
9 Gambia	\$ 69,384.71	€ 5,256.93	\$ 6,255.75	\$ 75,640.46	\$ 3,459.32	€ 3,512.37	\$ 4,179.71	\$ 7,639.03	\$ 68,002.42
10 Guinea-Bissau	\$ 100,807.45	€ 5,256.93	\$ 6,255.75	\$ 107,063.20	\$ 3,459.32	€ 3,512.37	\$ 4,179.71	\$ 7,639.03	\$ 99,425.16
11 Iraq	\$ 5,504,375.29	€ 505,106.66	\$ 601,076.93	\$ 6,105,452.22	\$ 259,747.68	€ 266,695.77	\$ 317,367.97	\$ 577,115.65	\$ 5,528,337.57
12 Kyrgyzstan	\$ 869,035.95	€ 5,256.93	\$ 6,255.75	\$ 875,291.70	\$ 3,459.32	€ 3,512.37	\$ 4,179.71	\$ 7,639.03	\$ 867,653.66
13 Liberia	\$ 317,642.05	€ 5,256.93	\$ 6,255.75	\$ 323,897.80	\$ 3,459.32	€ 3,512.37	\$ 4,179.71	\$ 7,639.03	\$ 316,259.76
14 Nauru	\$ 12,407.83	€ 5,256.93	\$ 6,255.75	\$ 18,663.58	\$ 3,459.32	€ 3,512.37	\$ 4,179.71	\$ 7,639.03	\$ 11,025.54
15 Nicaragua	\$ 144,124.01	€ 5,256.93	\$ 6,255.75	\$ 150,379.76	\$ 3,459.32	€ 3,512.37	\$ 4,179.71	\$ 7,639.03	\$ 142,741.72
16 Palau	\$ 4,553.33	€ 5,256.93	\$ 6,255.75	\$ 10,809.08	\$ 3,459.32	€ 3,512.37	\$ 4,179.71	\$ 7,639.03	\$ 3,171.04
17 Sao Tome and Principe	\$ 270,317.45	€ 5,256.93	\$ 6,255.75	\$ 276,573.20	\$ 3,459.32	€ 3,512.37	\$ 4,179.71	\$ 7,639.03	\$ 268,935.16
18 Seychelles	\$ 14,348.77	€ 853.76	\$ 1,015.97	\$ 15,364.74	\$ 6,935.57	€ 7,042.16	\$ 8,380.17	\$ 15,315.74	\$ 50.00
19 Sierra Leone	\$ 112,997.78	€ 5,256.93	\$ 6,255.75	\$ 119,253.53	\$ 3,459.32	€ 3,512.37	\$ 4,179.71	\$ 7,639.03	\$ 111,615.49
20 Solomon Islands	\$ 37,521.02	€ 5,256.93	\$ 6,255.75	\$ 43,776.77	\$ 3,459.32	€ 3,512.37	\$ 4,179.71	\$ 7,639.03	\$ 36,138.73
21 Somalia	\$ 346,221.45	€ 5,256.93	\$ 6,255.75	\$ 352,477.20	\$ 3,459.32	€ 3,512.37	\$ 4,179.71	\$ 7,639.03	\$ 344,839.16
22 Sudan	\$ 14,122.48	€ 35,181.78	\$ 41,866.32	\$ 55,988.80	\$ 24,337.33	€ 24,662.11	\$ 29,347.91	\$ 53,685.24	\$ 2,304.56
23 Tajikistan	\$ 142,917.07	€ 2,597.80	\$ 3,091.38	\$ 146,008.45	\$ 3,459.32	€ 3,512.37	\$ 4,179.71	\$ 7,639.03	\$ 138,370.42
24 Turkmenistan	\$ 435,587.35	€ 19,341.25	\$ 23,016.09	\$ 458,603.44	\$ 13,925.50	€ 14,090.14	\$ 16,767.26	\$ 30,692.76	\$ 427,911.68
	\$ 32,695,270.27	€ 6,689,667.95	\$ 7,960,704.86	\$ 40,655,975.13	\$ 4,246,191.73	€ 4,318,000.36	\$ 5,138,420.43	\$ 9,384,612.16	\$ 31,271,386.97

Appendix H

Payment Patterns of largest 15 Contributors (representing approximately 85.49% of assessed contributions)

Current Assessments Received / Unpaid 2001 – 2007 (millions of US Dollars and Euro)

Rate	Year	Assessed	Jan	Feb	Mar	Apr	May	Jun	Jul	Aug	Sep	Oct	Nov	Dec	Unpaid at period end
USA	22.000%	2007 EUR	38.89												
		2007 USD	41.79												
	22.000%	2006 EUR	38.89										15.72	16.57	6.60
		2006 USD	41.79											22.00	19.79
	22.000%	2005 EUR	38.38										16.46	21.92	-
		2005 USD	38.67												38.67
	22.000%	2004 EUR	38.38										7.90	30.48	-
		2004 USD	38.67										9.09	12.32	17.26
	22.000%	2003	72.46										17.87	40.09	14.50
	22.000%	2002	72.46										65.21		7.25
22.000%	2001	72.74										65.46	7.28	-	
Japan	19.858%	2007 EUR	35.10						17.53						
		2007 USD	35.06						17.55						
	19.858%	2006 EUR	35.10										17.55	17.55	-
		2006 USD	35.06										17.53	17.53	-
	19.611%	2005 EUR	34.21									17.11			17.10
		2005 USD	33.22									16.61			16.61
	19.611%	2004 EUR	34.21									34.21			-
		2004 USD	33.22									33.22			-
	19.625%	2003	63.30											63.30	-
	19.780%	2002	63.80			43.39		20.41							-
19.749%	2001	63.50			36.11								27.39	-	

	Rate	Year	Assessed	Jan	Feb	Mar	Apr	May	Jun	Jul	Aug	Sep	Oct	Nov	Dec	Unpaid at period end	
Italy	4.983%	2007 EUR	8.81						8.81								
		2007 USD	8.80						8.80								
	4.983%	2006 EUR	8.81		8.81												-
		2006 USD	8.80			8.80											-
	5.089%	2005 EUR	8.88				8.88										-
		2005 USD	8.62				8.62										-
	5.089%	2004 EUR	8.88						8.88								-
		2004 USD	8.62						8.62								-
	5.093%	2003	16.43	0.40			15.05				0.98						-
	5.133%	2002	16.56							15.76		0.80					-
5.125%	2001	16.48							16.22		0.26					-	
Canada	2.869%	2007 EUR	5.07		5.07												
		2007 USD	5.06		5.06												
	2.869%	2006 EUR	5.07	5.07													-
		2006 USD	5.06	5.06													-
	2.570%	2005 EUR	4.48	4.48													-
		2005 USD	4.35	4.35													-
	2.570%	2004 EUR	4.48	4.48													-
		2004 USD	4.35	4.35													-
	2.572%	2003	8.30	8.30													-
	2.594%	2002	8.37	8.37													-
2.589%	2001	8.32		8.32												-	
Spain	2.571%	2007 EUR	4.55							4.55							
		2007 USD	4.54							4.54							
	2.571%	2006 EUR	4.55			4.55											-
		2006 USD	4.54				4.54										-
	2.531%	2005 EUR	4.42						4.42								-
		2005 USD	4.29						4.29								-
	2.531%	2004 EUR	4.42				4.42										-
		2004 USD	4.29				4.29										-
	2.533%	2003	8.17				8.17										-
	2.553%	2002	8.23				8.23										-
2.549%	2001	8.20	0.02						8.18							-	

	Rate	Year	Assessed	Jan	Feb	Mar	Apr	May	Jun	Jul	Aug	Sep	Oct	Nov	Dec	Unpaid at period end	
China	2.094%	2007 EUR	3.70							3.40		0.30					
		2007 USD	3.70									2.00		1.70			
	2.094%	2006 EUR	3.70										3.55	0.15		-	
		2006 USD	3.70							3.70							-
	1.539%	2005 EUR	2.69												2.69		-
		2005 USD	2.61								2.61						-
	1.539%	2004 EUR	2.69												2.48		0.21
		2004 USD	2.61												2.61		-
	1.541%	2003	4.97											2.49			2.48
	1.554%	2002	5.01													3.75	1.26
1.550%	2001	4.98													4.98	-	
Mexico	1.921%	2007 EUR	3.40														
		2007 USD	3.39		1.32	1.69			0.12								
	1.921%	2006 EUR	3.40														3.40
		2006 USD	3.39						0.07	0.48	0.48	0.49	0.50	0.50	0.49		0.38
	1.091%	2005 EUR	1.90		1.90												-
		2005 USD	1.85			0.34							0.74				0.77
	1.091%	2004 EUR	1.90					1.90									-
		2004 USD	1.85	0.03				1.82									-
	1.092%	2003	3.52						0.22	0.28		1.18	0.64	0.60	0.60		-
	1.101%	2002	3.55								0.36	0.50	1.29		1.40		-
1.100%	2001	3.54							0.50	1.50	0.40	0.40	0.40	0.40	0.34	-	
Rep.of Korea	1.832%	2007 EUR	3.24							3.17							
		2007 USD	3.23					3.23									
	1.832%	2006 EUR	3.24					3.24									-
		2006 USD	3.23					3.23									-
	1.860%	2005 EUR	3.24												2.78		0.46
		2005 USD	3.15									3.15					-
	1.860%	2004 EUR	3.24														3.24
		2004 USD	3.15												3.15		-
	1.861%	2003	6.00			6.00											-
	1.877%	2002	6.05		6.05												-
1.739%	2001	5.59													5.59	-	

Appendix I

Regular Programme Contributions – Largest 25 Contributors as at 12 November 2007

Member Nations		Assessment Rate	Amounts received year to date (*)		Contributions Outstanding					
					Relating to 2007 Assessments		Arrears: 2006 & prior		Total	
					US\$	€uro	US\$	€uro	US\$	€uro
1	United States of America	22.00000%	16,772,402.00	-	41,786,820.00	38,891,710.00	4,840,645.00	6,605,710.00	46,627,465.00	45,497,420.00
2	Japan	19.85800%	17,527,762.99	17,552,535.85	17,527,762.99	17,552,535.84	-	-	17,527,762.99	17,552,535.84
3	Germany	8.83500%	15,596,513.85	15,618,557.18	-	-	-	-	-	-
4	United Kingdom	6.25000%	11,033,187.50	11,048,781.25	-	-	-	-	-	-
5	France	6.15100%	10,858,421.81	10,873,768.56	-	-	-	-	-	-
6	Italy	4.98300%	8,796,539.73	8,808,972.32	-	-	-	-	-	-
7	Canada	2.86900%	5,064,674.39	5,071,832.55	-	-	-	-	-	-
8	Spain	2.57100%	4,538,612.01	4,545,026.66	-	-	-	-	-	-
9	China	2.09400%	3,696,559.14	3,701,783.67	-	-	-	-	-	-
10	Mexico	1.92100%	3,511,775.01	-	262,473.86	3,395,953.41	-	3,395,953.41	262,473.86	6,791,906.82
11	Korea, Republic of	1.83200%	3,234,047.92	3,173,470.26	-	65,148.50	-	-	-	65,148.50
12	Netherlands	1.72400%	3,043,394.44	3,047,695.82	-	-	-	-	-	-
13	Australia	1.62400%	2,866,863.44	2,870,915.32	-	-	-	-	-	-
14	Brazil	1.55400%	3,939,553.89	5,494,337.94	-	-	-	-	-	-
15	Switzerland	1.22100%	2,155,443.51	2,158,489.91	-	-	-	-	-	-
16	Belgium	1.09000%	1,924,187.90	1,926,907.45	-	-	-	-	-	-
17	Sweden	1.01800%	1,797,085.58	1,799,625.49	-	-	-	-	-	-
18	Argentina	0.97500%	1,721,177.25	1,723,610.00	-	-	23,232,302.59	5,752,136.16	23,232,302.59	5,752,136.16
19	Austria	0.87600%	1,546,411.56	1,548,597.18	-	-	-	-	-	-
20	Denmark	0.73200%	1,292,206.92	1,294,033.26	-	-	-	-	-	-
21	Saudi Arabia	0.72700%	1,283,380.37	1,951,636.33	-	42,224.60	-	-	-	42,224.60
22	Norway	0.69300%	1,223,359.83	1,225,088.87	-	-	-	-	-	-
23	Finland	0.54400%	960,328.64	961,685.92	-	-	-	-	-	-
24	Greece	0.54100%	955,032.71	956,382.51	-	-	-	-	-	-
25	Portugal	0.47900%	845,583.49	846,778.60	-	-	-	-	-	-
Total Largest 25 Contributors		93.16200%	126,184,505.88	108,200,512.90	59,577,056.85	59,947,572.35	28,072,947.59	15,753,799.57	87,650,004.44	75,701,371.92
All other Member Nations		6.83800%	13,582,281.48	11,927,154.22	1,748,068.45	2,225,736.45	18,062,384.90	2,246,057.15	19,810,453.35	4,471,793.60
Total		100.00000%	139,766,787.36	120,127,667.12	61,325,125.30	62,173,308.80	46,135,332.49	17,999,856.72	107,460,457.79	80,173,165.52

(*) includes advances from 2006