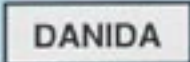
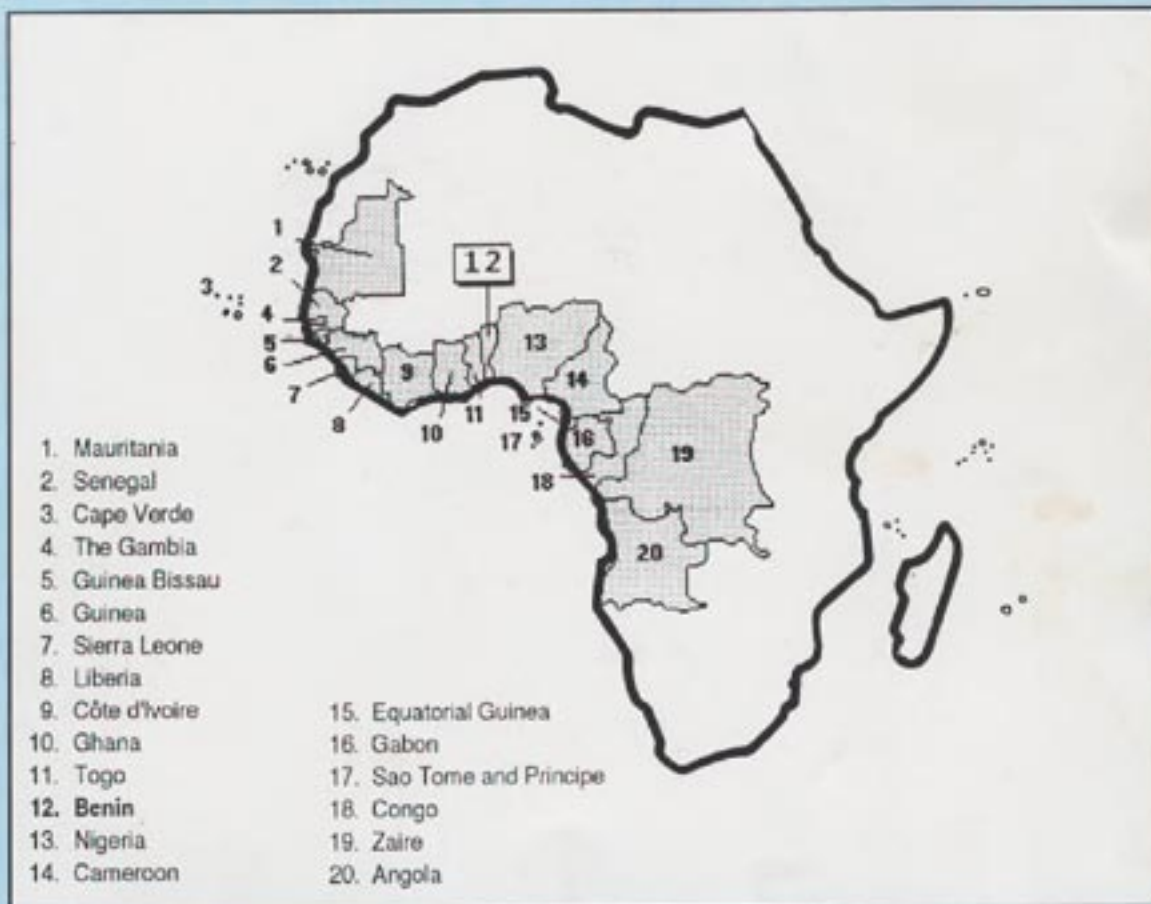





PROGRAMME FOR INTEGRATED DEVELOPMENT OF  
ARTISANAL FISHERIES IN WEST AFRICA

**IDAF PROGRAMME**



DEPARTMENT OF INTERNATIONAL DEVELOPMENT COOPERATION OF DENMARK



FOOD AND AGRICULTURE ORGANIZATION OF THE UNITED NATIONS

Technical Report N° 47

June 1993

THE SITUATION OF ARTISANAL FISHERIES  
IN WEST AFRICA IN 1992

By

**Benoit Horemans**  
IDAF Socio-Economist

The designations employed and the presentation of material in this publication do not imply the expression of any opinion whatsoever on the part of the Food and Agriculture Organization or the financing agency concerning the legal status of any country or territory, city or area or of its authorities, or concerning the delimitation of its frontiers or boundaries.

For bibliographic purposes this document should be cited as follows:

Horemans B., 1993 - The situation of Artisanal Fisheries in West Africa in 1992. Cotonou. Programme for Integrated Development of Artisanal Fisheries in West Africa, IDAF/WP/47, 35p

IDAF Project  
FAO  
P.O.Box 1369  
Cotonou, Benin Republic

Telex: 5291 FOODAGRI

Fax:(229) 33.05.19

Tel:(229) 33.09.25

## TABLE OF CONTENTS

	Page
1. Introduction	1
2. The fisheries sector and its environment	4
2.1. Recent general trends	4
2.2. Trends in fisheries production	8
2.3. Means of production	10
2.4. Utilisation and valorisation of fishery products	11
3. Development policies	17
3.1. Objectives and priorities	17
3.2. Development policies	18
3.3. National backstopping institutions to the sector	19
3.3.1. Administrative institutions	19
3.3.2. Research institutions	20
3.4. Fisheries legislation	21
3.5. Fisheries regional policies	22
3.6. Development planning	23
3.6.1. Constraints	23
3.6.2. Opportunities	25
3.6.3. Planning Process	26
3.7. Management of fisheries resource	27
4. External assistance	28
4.1. Major orientations	28
4.2. National projects	29
4.3. Regional projects	32
Bibliographical references	34
List of IDAF reports	36

## List of figures

1. Value of FCFA, Cedi(Ghana) and Leone(Sierra-Leone) with regard to US \$	7
2. Value of Dalasi(Gambia) and Naïra(Nigeria) with regard to US \$	7
3. Breakdown of the CECAF area's fisheries production (1977-1991)	8
4. Breakdown of artisanal production per country	9
5. Population growth and evolution of the available sea product per capita (1970-1990)	14
6. Available sea products per country, per capita and per year (1980-85-90)	15

## List of tables

1. Baseline indicators	5
2. Gross National Product per capita (in US \$)	6
3. Artisanal fisheries production (1992 estimates)	9
4. Sea products balance of trade (1990)	12
5. Fish consumption and its share in proteins (1990)	13