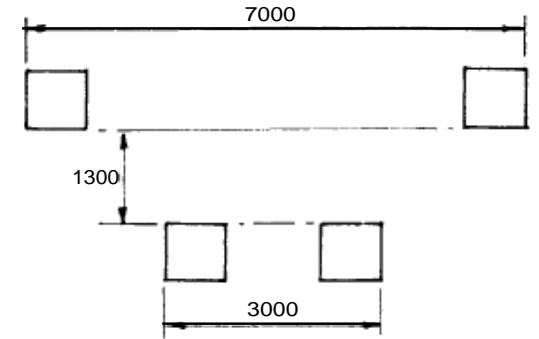


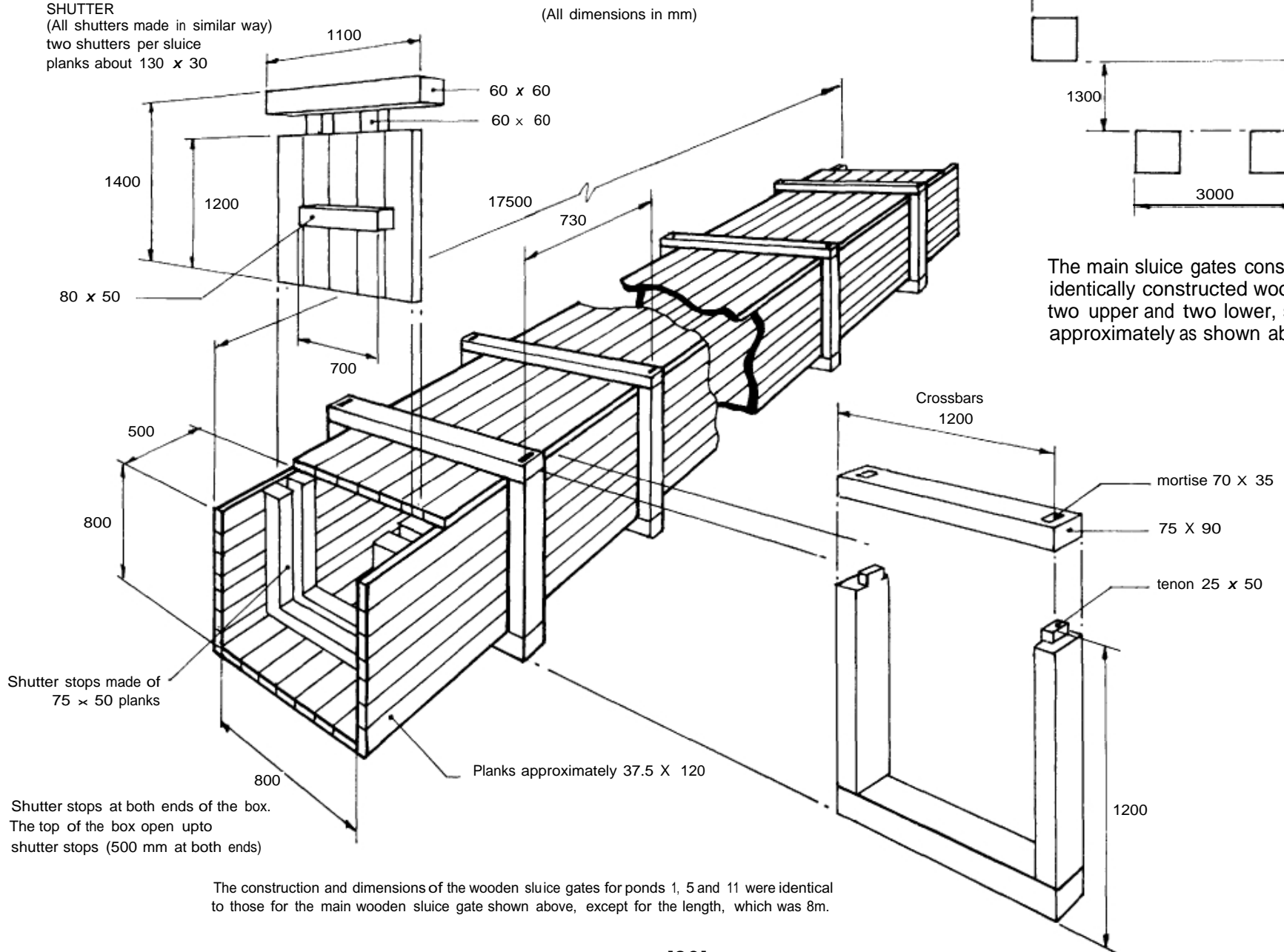
Appendix 3

MAIN WOODEN SLUICE GATES OF PROJECT POND COMPLEX

(All dimensions in mm)



The main sluice gates consist of four identically constructed wooden sluices, two upper and two lower, situated approximately as shown above.



The construction and dimensions of the wooden sluice gates for ponds 1, 5 and 11 were identical to those for the main wooden sluice gate shown above, except for the length, which was 8m.

MASONRY SLUICE GATES USED IN PROJECT POND COMPLEX



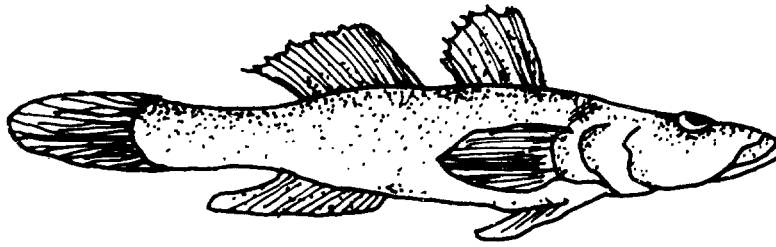


MOBILE GEARS FOR SHRIMP SEED COLLECTION (ABOVE). THE PUSH NET (LEFT) AND DRAG NET (RIGHT). A STATIONARY NET OR BEHUNDI JAL IS SHOWN BELOW




Appendix 5 PEST FISHES FOUND IN THE PROJECT PONDS


Scientific and local names




Fam : Gobioidae
Sp : *Glossogobius giuris*
Local name: Beley



Fam : Polynemidae
sp : *Eleutheronema tetradactyl*
Local name: Tere, Tailla




Fam: Centropomidae
Sp : *Lates calcarifer*
Local name: Bhetki



Fam: Bagridae
sp : *Mystus monoda*
Local name: Kaone tangra



Fam: Muraenidae
Sp : *Congrosox talabonoides*
Local name: Kamila



Fam: Scatophagidae
Sp : *Scatophagus argus*
Local name: Chitra, bishtara