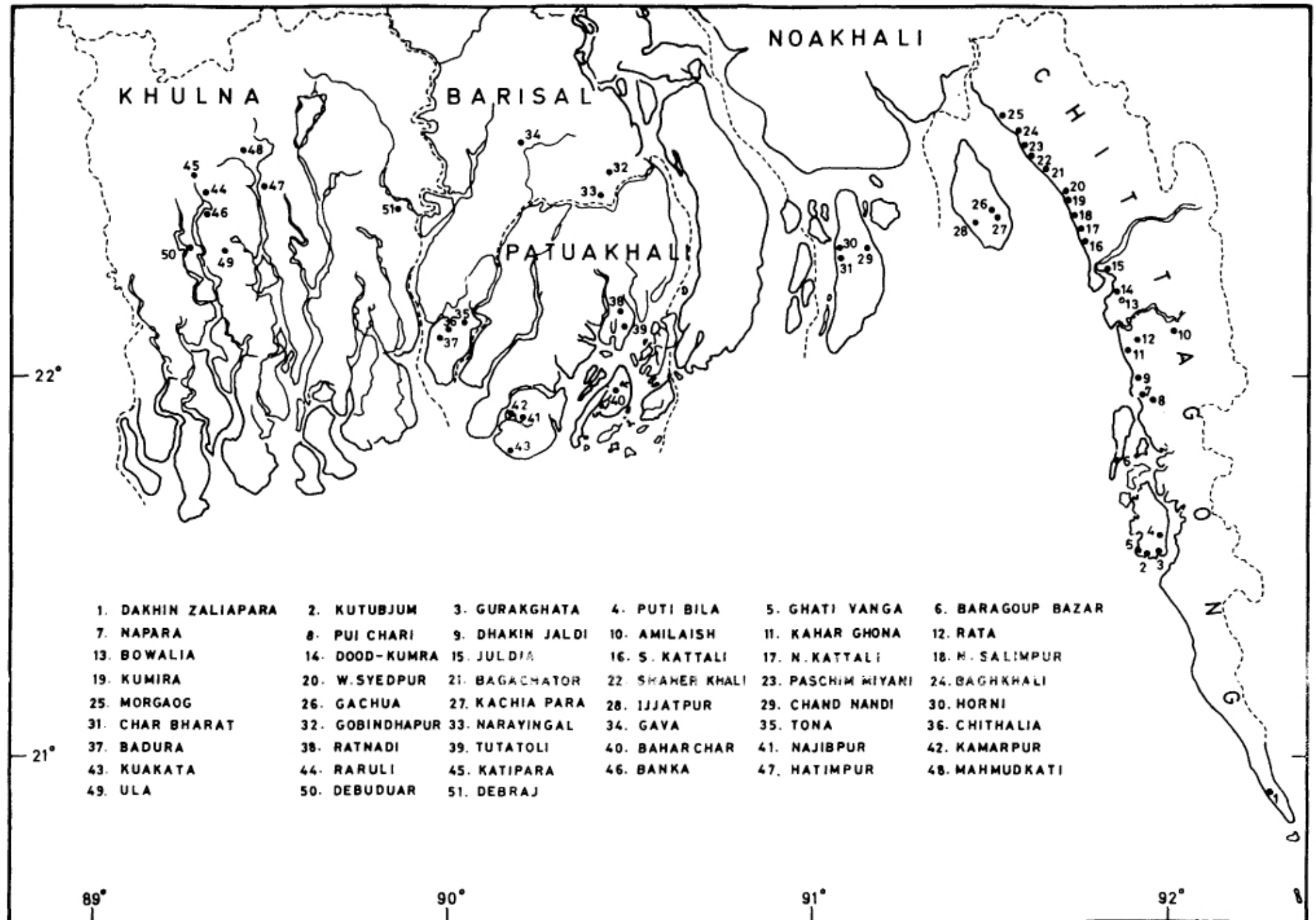
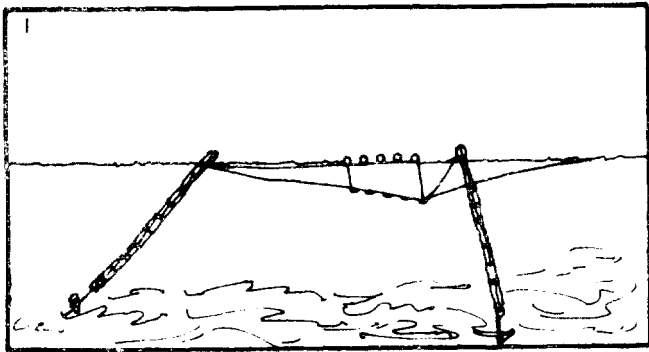


Appendix 1 LOCATIONS OF 51 SURVEYED SET BAGNET FISHING CAMPS/VILLAGES FROM COASTAL DISTRICTS OF BANGLADESH




Appendix 3


HOW THE BEHUNDI NET IS OPERATED




1. During the intertidal period the net is set in the current by attaching it to holdfasts. The rot floats on the water surface.




2. When the current gets strong, the net sinks and stretches. Fish drift in with the current.



3. During a subsequent intertidal period the net comes up to the surface and is emptied of catch.



4. The current reverses itself, and the net is set in the opposite direction.



5. As the current gains strength, the net once again sinks and stretches, this time in the opposite direction.

Note : This sequence of operations

may be repeated as long as

(a) good catches are available.

(b) the gear remains undamaged, and

(c) the weather remains good.

Appendix 4

SCHEDULE FOR SET BAGNET FISHERY SURVEY

Fishing Village/Centre : **P.S.** **District :**

1. *Particulars of fishing boat, crew and labourers engaged :*

Type of boat Et expected life	No. of boats	Length of boats with HP if any & cost/value	Crew and labour			
			Category	No.	Numeration System	Rate
Motorized			Engine driver Fishermen Labourer			
Non- Motorized			Fishermen Labourer			
			Shore Labourer			

2. *Particulars of behundi nets operating :*

Measurement of net		Mesh size at		No. of nets	Netting material Et counts Ply	Weight with wire and rope	Weight twine only	Self-made or pur- chased/ readymade & value
Length from mouth to cod-end	Mouth opening (pong)	Mouth	Cod-end					

3 *Particulars of fishing operation :* *Expected life of net :*

- (a) *Date of starting fishing this season* *Expected date of end :*
- (b) **Fishing area :** distance from shore : **Depth of water :**
- (c) **No. of hauls of each net in 24 hrs.** **Times:**
- (d) **Total lifts of all nets in 24 hrs. :** **Nos. :**
- (e) **Fishing days in the month :** **days. Non-fishing days in the month :**
- (f) **Why fishing is not done on non-fishing days :**

4. **Catch particulars, past 24 hours** **lifts of** **net :**

<i>Main species</i>	<i>Quantity in fresh condition (maundsl)</i>	<i>Value of fresh condition (Tk)</i>

5. *Operational cost :*

- Item** **Price :**
- Fuel
- Ice

Signature and date :

Appendix 5

NEW SET BAGNET FISHING VILLAGES IDENTIFIED DURING SAMPLE SURVEY OF 1982/83

District	Fishing Thana	Fishing Village	BU	M B	N M B	SBN	MF
Khulna	Daulatpur	Rayermahal	31	-	27	7	250
		Chankinimahar	31	-	31	6	70
	Bagherhat	Farajipara	1	-	3	3	6
		Bashanbati	45	3	15	13	75
		Arjur Badar	1	-	2	2	7
	Tala	Tikarampur	3	-	8	4	48
		Harinagar	1	-	4	7	12
		Kaikhaii	1	-	3	5	9
		Kazipara	2	-	6	10	25
		Dhania	2	-	2	4	8
		Sreemanthakali	11	-	27	40	80
		Nalta	16	-	39	52	119
		Magura	2	-	2	4	9
		Baokhola	1	-	4	7	13
		Palashpur	2	-	9	17	32
		Paranpur	5	-	21	41	52
		Mobarakpur	13	-	47	87	181
		Jalalpur	4	-	10	20	39
		Jethua	16	-	36	77	117
		Majon	Majon	1	-	3	4
	Joymani		1	-	2	3	6
	Kalaroa	Fasherchanda	2	-	3	6	13
		Dewara	3	-	5	8	16
	Dacob	Banishaya	2	-	7	13	19
	Mahal	China	1	-	3	4	18
	Sarankhola	Tafalbari	2	-	4	8	16
		Badal	5	-	12	18	36
		Hajapur	4	-	16	28	55
		Khada	1	-	4	5	11
		Khontakata	1	-	2	2	5
	Fakir Hat	Khajra	1	1	4	14	30
		Lakpur	2	-	4	5	16
	Koira	2 No. Koira	1	-	1	1	3
		Gobra	1	-	4	5	9
		Modinabad	1	-	1	2	4
	Paigacha	Agarghata	2	-	3	6	11
		Boalia	13	-	33	72	115
		Kheshra	1	-	2	4	8
		Kashimpur	5	-	13	25	35
		Noakati	10	-	41	69	114
		Falsinagar	1	-	3	6	12
		Asarkhata	1	-	1	2	5
		Bagay	1	-	1	2	6
		Ram Nathpur	1	-	4	7	10
		Sree Rampur	2	-	9	17	26
		Dumuria	Chuknagar	1	-	2	4
	J hona		1	-	3	3	7

District	Fishing Thana	Fishing Village	BU	MB	NMB	SBN	MF			
Khulna (Contd.)	Mongla	Khaitala	1	—	2	3	6			
		Perikhali	12	—	43	47	103			
		Dargapur	1	—	1	—	4			
		Ehoianathpur	4	—	7	3	37			
		Khajra	9	—	20	10	110			
		Khari Hati	3	—	7	8	31			
		Sreedhampur	10	—	12	10	64			
		Buria	1	—	4	11	13			
		Raotara	2	—	3	2	18			
		Khalia	1	—	1	2	4			
		Chakla	9	—	25	56	101			
		Ram Nagar	10	—	27	26	120			
		Morelgong	Kalikabari	1	—	3	5	6		
			Sreenikhali	9	—	33	51	109		
	Dhona		6	—	13	27	53			
	Dolmaria		1	—	2	5	8			
	Cabtala		1	—	3	6	9			
	Chandipur		1	—	3	5	15			
	Sankibhanga		1	—	2	4	8			
	Sonakhali		9	—	47	56	92			
	Baraikhati		17	—	79	108	185			
	Harkhati		2	—	9	7	9			
	Rampal	Kholkura	1	—	2	3	4			
		Banstala	1	—	6	8	13			
		Gileytala	1	—	2	2	6			
		Jhanjania	1	—	4	8	12			
		Sreefaltala	27	—	55	83	132			
	Rupsa	Alaipur	2	—	3	3	16			
		Deyara	3	—	9	13	24			
	Total			76	402	4	913	1316	3078	
	Barisal	Kotali	Sagardi	16	—	22	27	31		
			Shehangal	21	—	35	25	71		
		Bhola	Unknown village	36	—	59	142	535		
		Indhurkhali	Paratoshi	1	—	1	1	4		
			Parer Hat	1	—	7	12	34		
		Bhandaria	Kholburia	1	—	2	4	8		
			Atarkhali	1	—	2	4	12		
			Julia	1	—	7	11	20		
			Golbunia	1	—	1	2	5		
		Math baria	Tushkhali	7	—	15	22	40		
			Chotomachua	3	1	6	15	54		
			Kalikabari	1	—	2	4	7		
			Burirchar	1	—	3	6	10		
			Shapa	1	—	2	4	8		
			Habapati	1	—	7	9	29		
		Dhanipasa	1	—	2	5	10			
		Total			16	94	1	173	293	878

District	Fishing Thana	Fishing Village	BU	MB	NMB	SBN	MF
Patuakhali	Golachipa	Char Mamtaz	12	—	11	21	31
		CharAnda	2	—	2	2	5
		Koralia	4	—	4	9	15
		Samadabad	58	—	58	126	151
		Gongipara & S. Rangabali	2	—	2	2	7
		Mardan	3	—	7	9	18
		Bibir Hawla	1	—	2	2	3
	Betagi	Sherishamuri	2	—	4	8	15
		Betmore	5	—	12	24	44
	Khepupara	Khepupara (Nachnapara/Nayapatty)	26	—	59	40	155
			Total	11	115	—	161
Jessore	Keshobpur	Chingla	1	—	3	6	12
		Sagardari	8	—	19	41	72
		Total	2	9	—	22	47

Appendix 6

COMPARATIVE STATEMENT OF MOTORIZED AND NON-MOTORIZED BOATS AND SET BAGNETS IN SAMPLE FISHING CAMPS/VILLAGES OF 1967/68 AND 1982/83.

District	Fishing Thana	Fishing Village/ Camp	1967/68			1982/83		
			Boats	Nets		Boats	Nets	
			MB	NMB	SBN	MB	NMB	SBN
Chittagong	Mirsarai	Shaherkhali	—	16	23	—	8	33
		Margaog	—	30	25	—	15	27
		Paschim Mayani	—	47	42	—	12	45
		Bashkhali	—	32	45	—	36	40
	Sitakunda	Bagachator	—	9	40	—	10	73
		W. Syedpur	—	31	18	—	8	81
		North Salimpur	—	30	33	—	17	40
		Kumira	—	57	120	—	60	210
	Halisahar (Doble Mooring)	N. Kattali	—	2	4	—	13	60
		S. Kattali	—	14	28	—	30	150
	Bandar (Patiya)	Juldia (Juldak)	—	9	11	—	7	22
	Anowara	Dood-Kumra	—	21	12	—	7	23
		Bowalia	—	5	3	—	1	—
	Sandip	Ijratpur	—	13	13	—	27	79
		Kachia Para	—	10	12	—	4.6	150
		Gachua	—	26	50	—	20	79
	Teknaf	Dakhin Zaliapara	—	32	24	—	37	21
	Banskhali	Kahar Ghona	—	18	30	2	19	75
		Dhakin Jaldi	—	24	11	119	54	180
		Rata	—	17	19	11	24	124
		Napara	—	55	50	17	37	174
		Pui Chari	—	50	40	12	26	103
	Satkania	Amillaish	—	20	3	1	3	10
	Kutubdia	Baragoup	—	152	102	24	76	265
	Moheshkhali	Ghati Vanga	—	117	203	19	72	207
		Puti Bila	—	61	60	17	16	98
		Gurakghata	—	118	70	19	17	108
		Kutubjum	—	172	1504	32	130	
		Sub Total	—	1188	1241	145	731	2607
	Noakhali	Hatiya	Char Bharat	—	9	—	—	15
Chand Nandi			—	15	15	—	18	64
Horni			—	34	7	—	31	75
		Sub Total	—	58	22	—	64	195
Barisal	Bakargonj	Gobindhapur	—	10	12	—	40	11
		Naryingal	—	11	10	—	26	6
	Jhalakati	Gava	—	15	15	—	34	26
	Pirojpur	Chithalia	—	15	6	—	9	12
		Badura	—	30	8	—	14	20
		Tona	—	8	—	—	4	10
	Sub Total	—	89	51	—	127	85	

District	Fishing Thana	Fishing Village! Camp	1967/68			1982/83		
			Boats		Nets	Boats		Nets
			MB	NMB	SBN	MB	NMB	SBN
Patuakhali	Golachipa	Baharchar	—	15	6	—	2	3
		Ratnadi	—	6	—	—	20	4
		Tulatoli	—	1	—	—	26	—
	Kalapara	Nazibpur	—	6	6	—	24	45
		Kamarpur	—	2	—	—	26	22
		Kuakata	—	—	—	—	—	—
	Sub Total	—	30	12	—	98	74	
Khulna	Paikgacha	Ula	—	6	4	—	7	10
		Mahmudkati	—	6	—	—	31	55
		Banka	—	15	—	—	52	100
		Raruli	—	41	25	—	49	117
		Katipara	—	21	10	—	49	121
		Hatimpur	—	10	7	—	3	9
		Debuduar	—	13	7	—	30	64
		Morelgonj	Debraj	—	4	—	—	4
		Sub Total	—	116	53	—	225	480
		Grand Total		1481	1379	145	1245	3441