



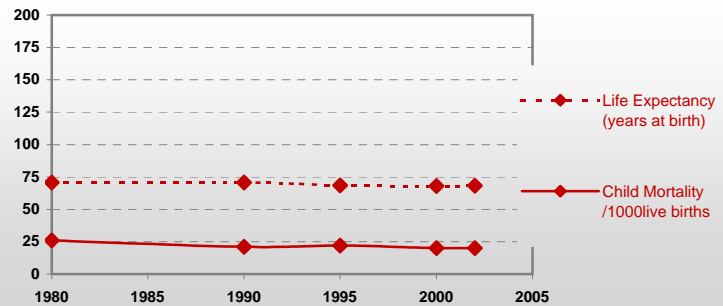
# Country profiles

## Belarus



### General / Welfare

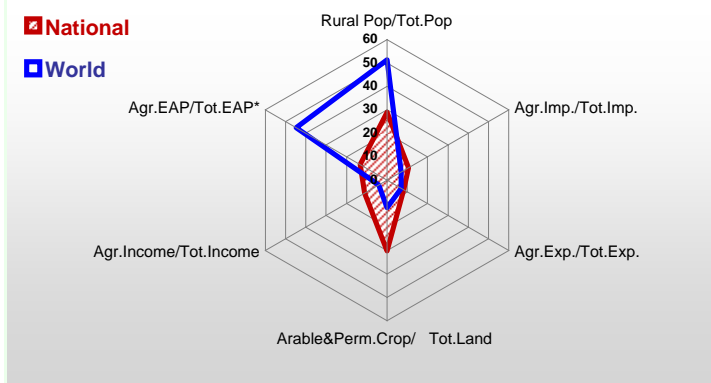
Population <sup>04 *</sup>	9 852
Per Capita Income <sup>02 **</sup>	2 096
Per Capita Agricultural Income <sup>02**</sup>	1 815
Total Exports <sup>02 ****</sup>	8 021
Total Imports <sup>02 ****</sup>	9 092
Agric. External Assistance <sup>99-01 ***</sup>	241
Food Consumption Inequality (G) <sup>ly</sup>	0,12
Income Inequality (G) <sup>ly</sup>	0,30
Land Inequality (G) <sup>ly</sup>	-
Undernourished Population % <sup>00-02</sup>	< 2.5



\* 1000 \*\* \$ \*\*\*\* Million \$ --- (G) : Gini Coefficient --- Income refers to GDP at 1995 Constant Prices

### Agriculture In The Economy<sup>ly</sup>

### Resources

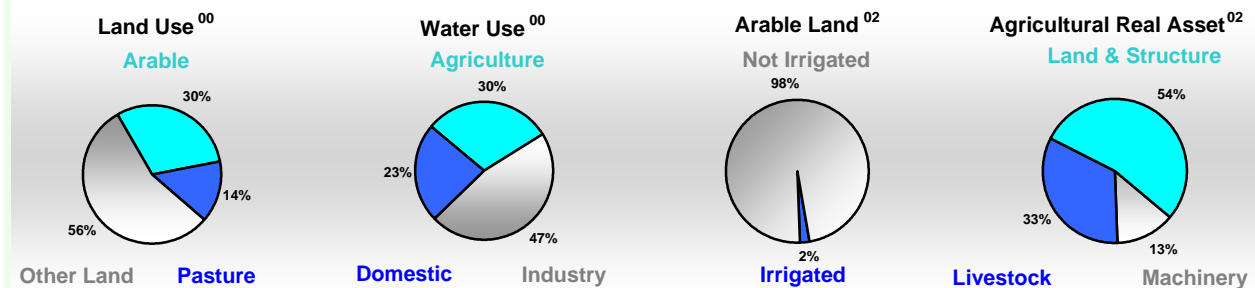


Arable Land <sup>00 *</sup>	6 133
Permanent Crops <sup>00 *</sup>	124
Pasture <sup>00 *</sup>	2 995
Cattle & Buffaloes <sup>03 **</sup>	4 005
Sheep & Goats <sup>03 **</sup>	151
Tractors <sup>02 *</sup>	11
Harvesters&Threshers <sup>02 *</sup>	2
Fertilizers Production <sup>02 ***</sup>	4 495 100
Fertilizers Consumption <sup>02 ***</sup>	748 000
Rainfall Index <sup>02 (mm)</sup>	551

\* EAP : Economically Active Population ---

\* 1000ha \*\* 1000heads \*\*\* Tonnes N,P<sub>2</sub>O<sub>5</sub>,K<sub>2</sub>O

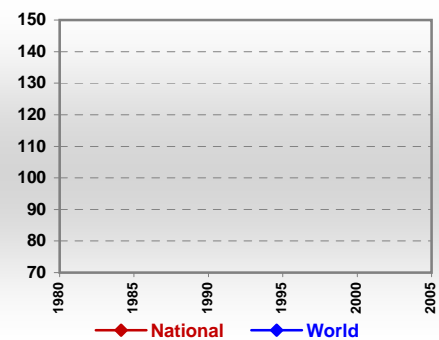
### Resources Distribution



### Production

<b>Agriculture<sup>03 *</sup></b>		Pulpwd.,Rnd&Split <sup>**</sup>	1 505
Cereals	5 059	Roundwood <sup>**</sup>	6 947
Meat	611	Log:Saw&Veneer <sup>**</sup>	3 900
Fruits & Vegetables	2 243	Sawnwood <sup>**</sup>	2 182
Roots & Tubers	8 649	Wood Charcoal <sup>*</sup>	1
Pulses	332	Woodfuel <sup>**</sup>	978
Oilseeds & Nuts	46	Wood Pulp <sup>*</sup>	59
Sugar Crops	1 920	Wood-based Panels <sup>**</sup>	632
Tobacco	1	<b>Fisheries<sup>02 *</sup></b>	
Fibre Crops	26	Pelagic	-
<b>Forestry<sup>02</sup></b>		Freshwater	12
Indust.Roundwood <sup>**</sup>	5 969	Demersal	-
Paper, Paperboard <sup>*</sup>	216	Molluscs	-

### Per Capita Agricultural Production Index



\* 1000Tonnes \*\* 1000m<sup>3</sup>

Time reference= <sup>99-01</sup> :1999-2001, <sup>00</sup> :2000, <sup>02</sup> :2002, <sup>00-02</sup> :2000-2002, <sup>03</sup> :2003, <sup>04</sup> :2004, <sup>ly</sup> :Latest Available Year

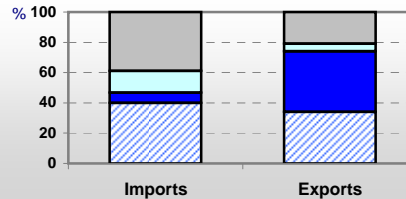


# Country profiles

## Belarus

### Trade <sup>02</sup>

Agricultural Imports *	953
% 4 Major Imports in Agr.Imp	30
% Agr. Imports in Tot. Imports	10
Fishery Imports *	102
Forestry Imports *	191
Agricultural Exports *	657
% 4 Major Exports in Agr.Exp.	30
% Agr. Exports in Tot.Exports	8
Fishery Exports *	21
Forestry Exports *	181



**Composition of Agricultural Trade %**

- Non Food Products
- Cereals
- Livestock Products
- All Other Food

### Trade Partners & Products

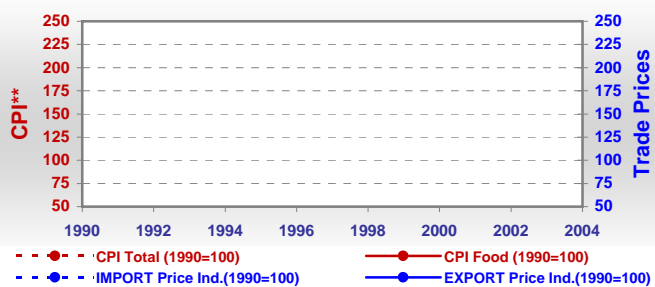
<b>Major Import Partner</b>	Russian Fed	Brazil	Ukraine
<b>Major Export Partner</b>	Russian Fed	Unspecified	Italy
<b>Major Imports</b>	Sugar,C. Raw	Cigarettes	Wheat
<b>Major Exports</b>	Sugar Refind	Cheese W Cow	Butter, Cows

\* Million \$

### Prices

Producer Prices <sup>00-02</sup>	\$*	\$ Green *
Wheat	-	-
Rice	-	-
Maize	-	-
Soybean	-	-
Coffee	-	-
Tobacco	-	-
Cow Milk	-	-
Cattle (Live Weight)	-	-
Pig (Live Weight)	-	-
Chicken (Live Weight)	-	-

### Consumer and Agricultural Trade Price Indices

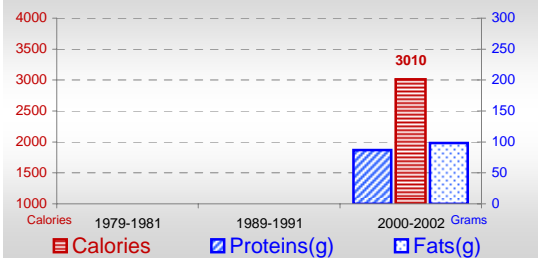


\* per Tonne

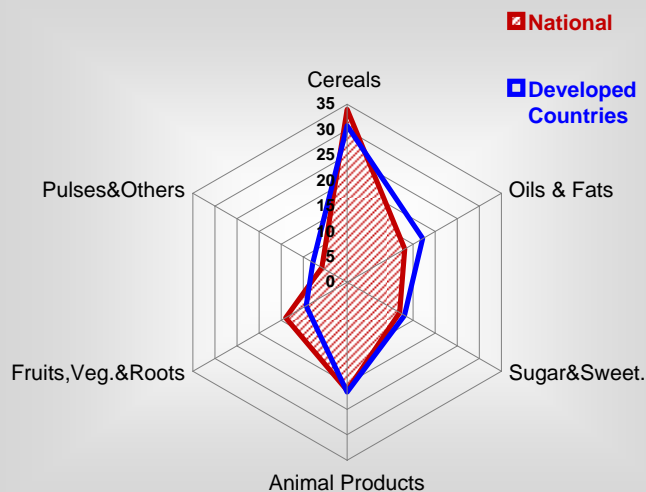
\*\* CPI : Consumer Price Index

### Consumption

#### Per Capita Daily Consumption



#### Source of Dietary Energy Consumption % <sup>00-02</sup>



#### Per Capita Daily Calorie Intake From Selected Food Items <sup>00-02</sup>

Rice	22
Wheat	601
Maize	3
Sorghum	-
Potatoes	317
Cassava	-
Sugar	339
Soybean Oil	34
Palm Oil	-
Milk	257
Anim.Fats(Raw&Butter)	146
Eggs	48
Pig Meat	138
Poultry Meat	31
Bovine Meat	123
Sheep & Goats Meat	2

#### Food Balance <sup>00-02</sup> (1000Tonnes)

Food Groups	Production (+)	Exports (-)	Imports (+)	Seed, Feed, Other Uses (-)	Consumption (=)
Cereals	5 049	116	1 354	4 942	1 345
Veg.oils	17	13	107	9	102
Sugar&Sw.	191	333	539	1	396
Roots&Tub.	7 969	113	114	6 245	1 725
Meat	614	62	38	5	585
Milk	4 699	942	61	1 960	1 858

Time reference= <sup>99-01</sup>:1999-2001, <sup>00</sup>:2000, <sup>02</sup>:2002, <sup>00-02</sup>:2000-2002, <sup>03</sup>:2003, <sup>04</sup>:2004, <sup>ly</sup>:Latest Available Year