



Country profiles

Burkina Faso

Trade ⁰²

Agricultural Imports *	133
% 4 Major Imports in Agr.Imp	16
% Agr. Imports in Tot. Imports	18
Fishery Imports *	1
Forestry Imports *	8
Agricultural Exports *	153
% 4 Major Exports in Agr.Exp.	82
% Agr. Exports in Tot.Exports	65
Fishery Exports *	-
Forestry Exports *	1



Trade Partners & Products

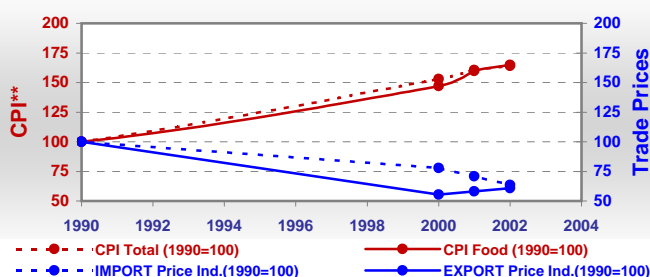
Major Import Partner			
Major Export Partner			
Major Imports	Mil Rice	Rice,Broken	Sugar Refind
Major Exports	Cotton Lint	Cattle	Sesame Seed

* Million \$

Prices

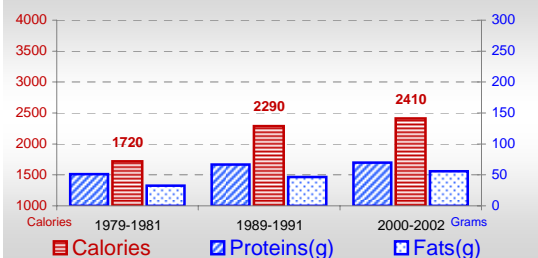
Producer Prices ⁰⁰⁻⁰²	\$*	\$ Green *
Wheat	-	-
Rice	211	275
Maize	130	169
Soybean	129	168
Coffee	-	-
Tobacco	857	1 115
Cow Milk	228	296
Cattle (Live Weight)	822	1 068
Pig (Live Weight)	772	1 003
Chicken (Live Weight)	1 337	1 737

Consumer and Agricultural Trade Price Indices



Consumption

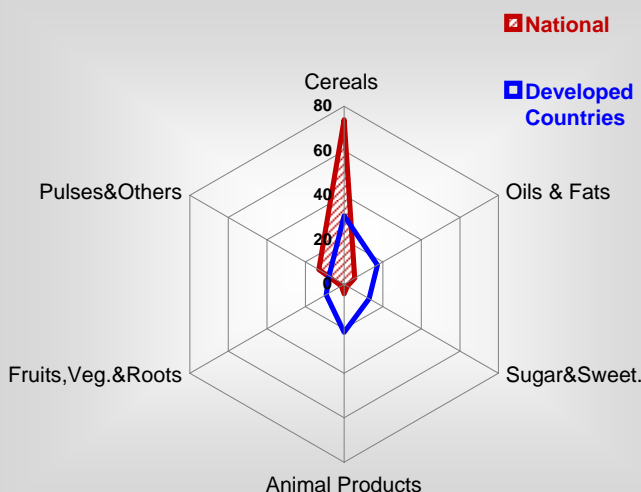
Per Capita Daily Consumption



Per Capita Daily Calorie Intake From Selected Food Items ⁰⁰⁻⁰²

Rice	132
Wheat	53
Maize	359
Sorghum	656
Potatoes	-
Cassava	-
Sugar	41
Soybean Oil	6
Palm Oil	31
Milk	38
Anim.Fats(Raw&Butter)	10
Eggs	3
Pig Meat	6
Poultry Meat	7
Bovine Meat	24
Sheep & Goats Meat	14

Source of Dietary Energy Consumption % ⁰⁰⁻⁰²



Food Balance ⁰⁰⁻⁰² (1000Tonnes)

Food Groups	Production (+)	Exports (-)	Imports (+)	Seed, Feed, Other Uses (-)	Consumption (=)
Cereals	2 805	49	236	341	2 651
Veg.oils	51	7	22	4	62
Sugar&Sw.	35	8	25	0	52
Roots&Tub.	89	1	1	8	81
Meat	138	-	-	0	138
Milk	227	6	42	13	250

Time reference= ⁹⁹⁻⁰¹:1999-2001, ⁰⁰:2000, ⁰²:2002, ⁰⁰⁻⁰²:2000-2002, ⁰³:2003, ⁰⁴:2004, ^{ly}:Latest Available Year