

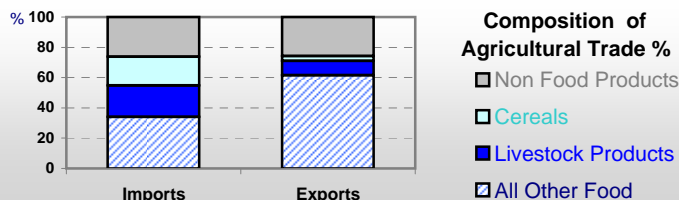


Country profiles

Chile

Trade ⁰²

| | |
|--------------------------------|-------|
| Agricultural Imports * | 1 170 |
| % 4 Major Imports in Agr.Imp | 11 |
| % Agr. Imports in Tot. Imports | 7 |
| Fishery Imports * | 44 |
| Forestry Imports * | 252 |
| Agricultural Exports * | 3 475 |
| % 4 Major Exports in Agr.Exp. | 45 |
| % Agr. Exports in Tot.Exports | 20 |
| Fishery Exports * | 1 869 |
| Forestry Exports * | 1 543 |



Trade Partners & Products

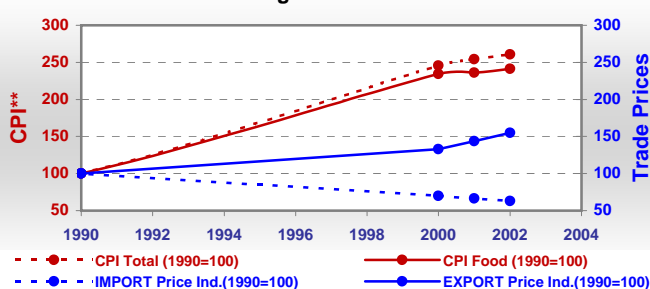
| | | | |
|-----------------------------|--------------|--------|--------------|
| Major Import Partner | Argentina | Brazil | USA |
| Major Export Partner | | | |
| Major Imports | Beef Bonless | Maize | Cake Soybean |
| Major Exports | Grapes | Wine | Fish Meal |

* Million \$

Prices

| Producer Prices ⁰⁰⁻⁰² | \$* | \$ Green * |
|----------------------------------|-------|------------|
| Wheat | 167 | 186 |
| Rice | 139 | 153 |
| Maize | 127 | 141 |
| Soybean | - | - |
| Coffee | - | - |
| Tobacco | 1 449 | 1 597 |
| Cow Milk | 173 | 192 |
| Cattle (Live Weight) | 769 | 851 |
| Pig (Live Weight) | 707 | 784 |
| Chicken (Live Weight) | 628 | 699 |

Consumer and Agricultural Trade Price Indices

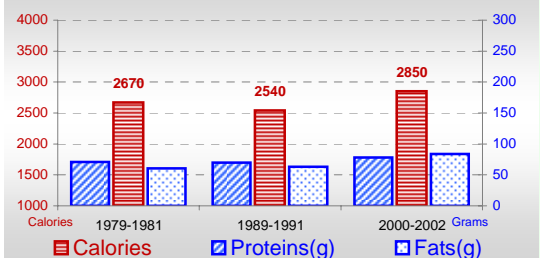


* per Tonne

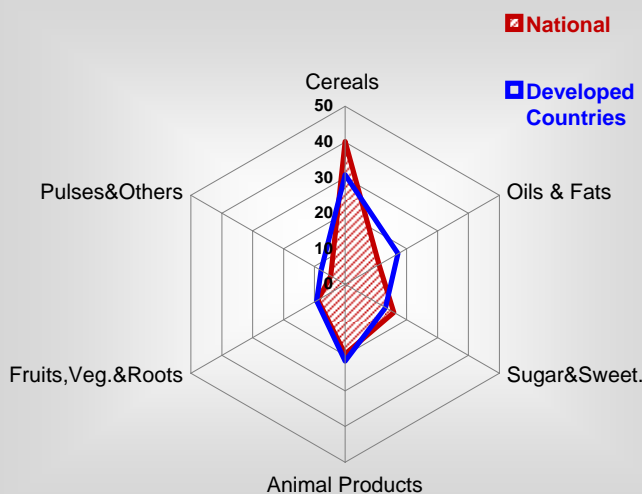
** CPI : Consumer Price Index

Consumption

Per Capita Daily Consumption



Source of Dietary Energy Consumption % ⁰⁰⁻⁰²



Per Capita Daily Calorie Intake From Selected Food Items ⁰⁰⁻⁰²

| | |
|-----------------------|-----|
| Rice | 69 |
| Wheat | 900 |
| Maize | 149 |
| Sorghum | - |
| Potatoes | 106 |
| Cassava | - |
| Sugar | 435 |
| Soybean Oil | 112 |
| Palm Oil | - |
| Milk | 160 |
| Anim.Fats(Raw&Butter) | 57 |
| Eggs | 20 |
| Pig Meat | 129 |
| Poultry Meat | 101 |
| Bovine Meat | 114 |
| Sheep & Goats Meat | 4 |

Food Balance ^{00-02 (1000Tonnes)}

| Food Groups | Production (+) | Exports (-) | Imports (+) | Seed, Feed, Other Uses (-) | Consumption (=) |
|-------------|----------------|-------------|-------------|----------------------------|-----------------|
| Cereals | 2 982 | 228 | 1 785 | 2 356 | 2 183 |
| Veg.oils | 35 | 16 | 191 | 46 | 164 |
| Sugar&Sw. | 531 | 22 | 261 | 55 | 715 |
| Roots&Tub. | 1 175 | 7 | 32 | 369 | 831 |
| Meat | 934 | 95 | 112 | -9 | 960 |
| Milk | 2 127 | 153 | 153 | 406 | 1 721 |

Time reference= ⁹⁹⁻⁰¹:1999-2001, ⁰⁰:2000, ⁰²:2002, ⁰⁰⁻⁰²:2000-2002, ⁰³:2003, ⁰⁴:2004, ^{ly}:Latest Available Year