





# Country profiles

## France

### Trade <sup>02</sup>

Agricultural Imports *	25 261
% 4 Major Imports in Agr.Imp	12
% Agr. Imports in Tot. Imports	8
Fishery Imports *	3 207
Forestry Imports *	7 031
Agricultural Exports *	34 518
% 4 Major Exports in Agr.Exp.	30
% Agr. Exports in Tot.Exports	10
Fishery Exports *	1 089
Forestry Exports *	5 318



### Trade Partners & Products

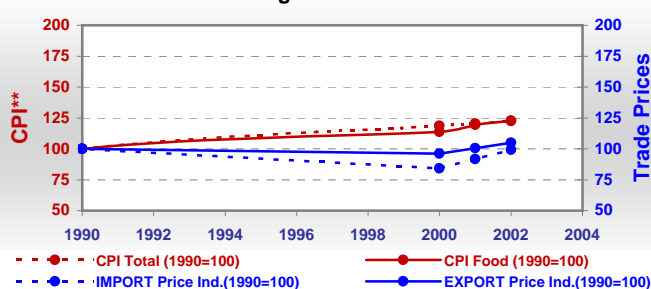
Major Import Partner	Netherlands	Belgium	Germany
Major Export Partner	Germany	Italy	Belgium
Major Imports	Cigarettes	Cake Soybean	Choc Prod Ns
Major Exports	Wine	Bev Dis Alc	Cheese W Cow

\* Million \$

### Prices

Producer Prices <sup>00-02</sup>	\$*	\$ Green *
Wheat	103	80
Rice	320	251
Maize	110	86
Soybean	163	127
Coffee	-	-
Tobacco	3 811	2 981
Cow Milk	270	211
Cattle (Live Weight)	1 384	1 083
Pig (Live Weight)	981	769
Chicken (Live Weight)	706	552

### Consumer and Agricultural Trade Price Indices

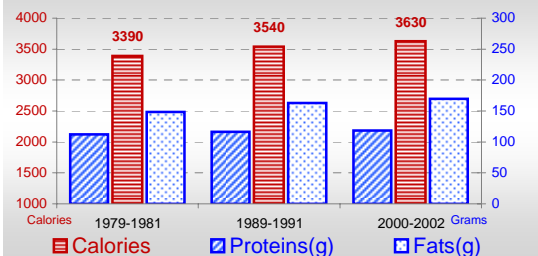


\* per Tonne

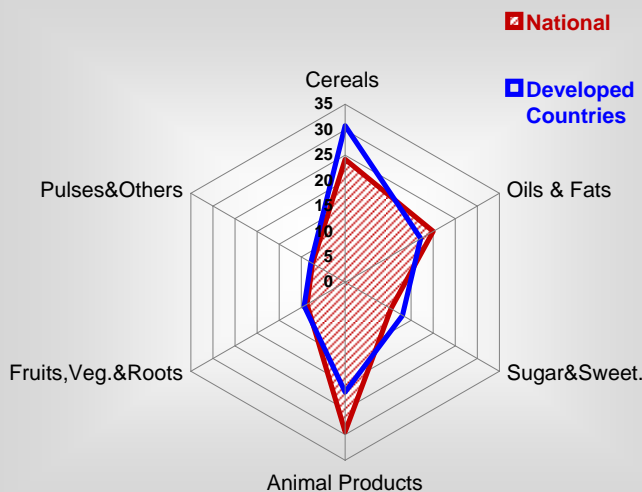
\*\* CPI : Consumer Price Index

### Consumption

#### Per Capita Daily Consumption



#### Source of Dietary Energy Consumption % <sup>00-02</sup>



#### Per Capita Daily Calorie Intake From Selected Food Items <sup>00-02</sup>

Rice	52
Wheat	732
Maize	88
Sorghum	-
Potatoes	120
Cassava	-
Sugar	351
Soybean Oil	37
Palm Oil	12
Milk	387
Anim.Fats(Raw&Butter)	254
Eggs	60
Pig Meat	302
Poultry Meat	111
Bovine Meat	87
Sheep & Goats Meat	23

#### Food Balance <sup>00-02</sup> (1000Tonnes)

Food Groups	Production (+)	Exports (-)	Imports (+)	Seed, Feed, Other Uses (-)	Consumption (=)
Cereals	65 160	32 245	2 873	28 849	6 939
Veg.oils	1 368	798	1 408	918	1 060
Sugar&Sw.	5 666	4 240	891	-77	2 394
Roots&Tub.	6 463	1 433	1 199	2 250	3 979
Meat	6 556	1 606	1 146	42	6 054
Milk	25 799	8 125	3 534	5 064	16 144

Time reference= <sup>99-01</sup>:1999-2001, <sup>00</sup>:2000, <sup>02</sup>:2002, <sup>00-02</sup>:2000-2002, <sup>03</sup>:2003, <sup>04</sup>:2004, <sup>ly</sup>:Latest Available Year