

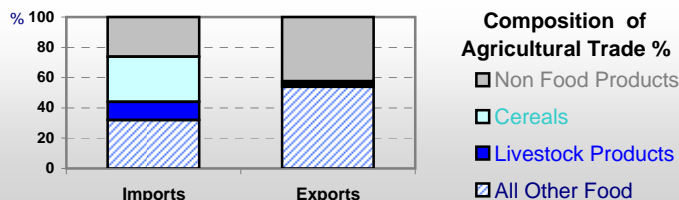


Country profiles

Honduras

Trade ⁰²

Agricultural Imports *	491
% 4 Major Imports in Agr.Imp	26
% Agr. Imports in Tot. Imports	16
Fishery Imports *	10
Forestry Imports *	72
Agricultural Exports *	515
% 4 Major Exports in Agr.Exp.	57
% Agr. Exports in Tot.Exports	40
Fishery Exports *	76
Forestry Exports *	42



Trade Partners & Products

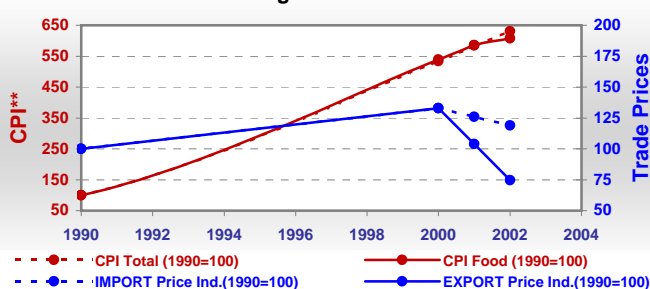
Major Import Partner	USA	Guatemala	Costa Rica
Major Export Partner	USA	El Salvador	Germany
Major Imports	Food Prep	Maize	Cake Soybean
Major Exports	Coffee,Green	Bananas	Oil of Palm

* Million \$

Prices

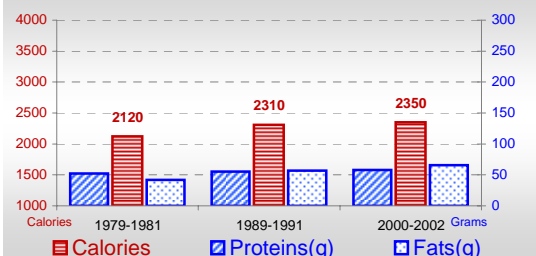
Producer Prices ⁰⁰⁻⁰²	\$*	\$ Green *
Wheat	175	161
Rice	198	182
Maize	192	177
Soybean	-	-
Coffee	1 000	921
Tobacco	2 124	1 972
Cow Milk	340	313
Cattle (Live Weight)	757	703
Pig (Live Weight)	496	460
Chicken (Live Weight)	987	915

Consumer and Agricultural Trade Price Indices

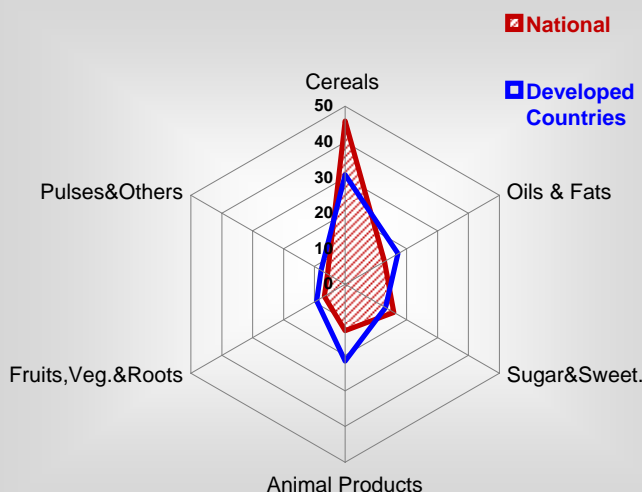


Consumption

Per Capita Daily Consumption



Source of Dietary Energy Consumption % ⁰⁰⁻⁰²



Per Capita Daily Calorie Intake From Selected Food Items ⁰⁰⁻⁰²

Rice	84
Wheat	227
Maize	739
Sorghum	27
Potatoes	6
Cassava	4
Sugar	355
Soybean Oil	12
Palm Oil	228
Milk	166
Anim.Fats(Raw&Butter)	44
Eggs	23
Pig Meat	19
Poultry Meat	56
Bovine Meat	34
Sheep & Goats Meat	-

Food Balance ^{00-02 (1000Tonnes)}

Food Groups	Production (+)	Exports (-)	Imports (+)	Seed, Feed, Others Uses (-)	Consumption (=)
Cereals	547	11	484	226	794
Veg.oils	120	48	13	15	70
Sugar&Sw.	375	74	14	63	252
Roots&Tub.	37	6	15	12	34
Meat	147	1	17	1	162
Milk	587	13	123	1	696

Time reference= ⁹⁹⁻⁰¹:1999-2001, ⁰⁰:2000, ⁰²:2002, ⁰⁰⁻⁰²:2000-2002, ⁰³:2003, ⁰⁴:2004, ^{ly}:Latest Available Year