





# Country profiles

## Mexico

### Trade <sup>02</sup>

Agricultural Imports *	11 615
% 4 Major Imports in Agr.Imp	22
% Agr. Imports in Tot. Imports	11
Fishery Imports *	185
Forestry Imports *	2 317
Agricultural Exports *	7 894
% 4 Major Exports in Agr.Exp.	15
% Agr. Exports in Tot.Exports	9
Fishery Exports *	602
Forestry Exports *	198



### Trade Partners & Products

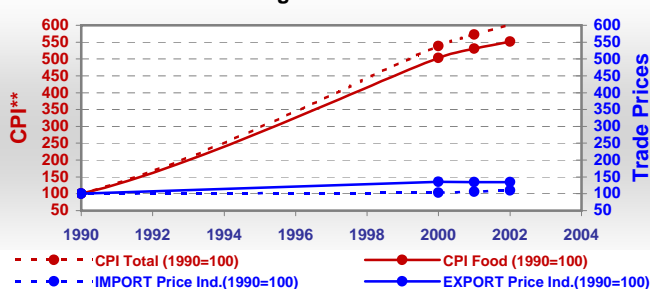
<b>Major Import Partner</b>	USA	Canada	Chile
<b>Major Export Partner</b>	USA	Mexico	Japan
<b>Major Imports</b>	Beef Bonless	Soybeans	Maize
<b>Major Exports</b>	Beer Barley	Tomatoes	Bev Dis Alc

\* Million \$

### Prices

Producer Prices <sup>00-02</sup>	\$*	\$ Green *
Wheat	137	116
Rice	161	137
Maize	161	137
Soybean	200	169
Coffee	224	189
Tobacco	1 699	1 439
Cow Milk	335	284
Cattle (Live Weight)	1 312	1 110
Pig (Live Weight)	1 294	1 094
Chicken (Live Weight)	1 209	1 023

### Consumer and Agricultural Trade Price Indices

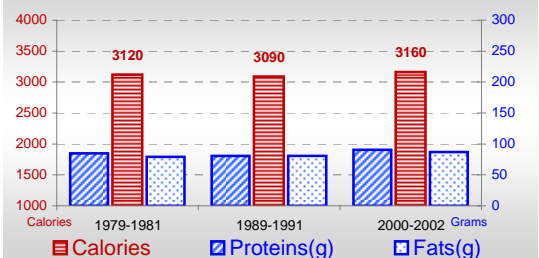


\* per Tonne

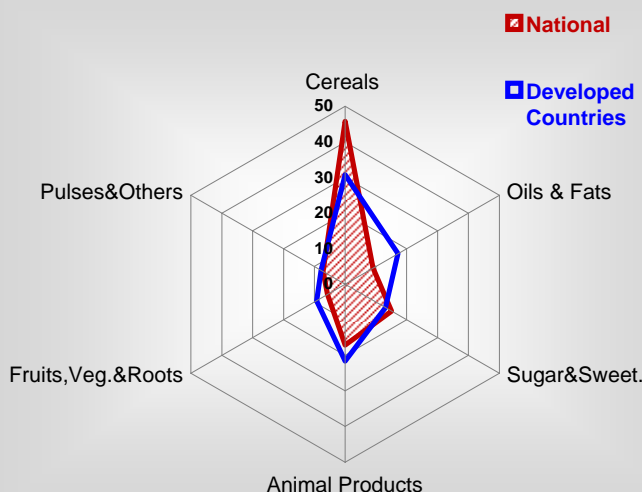
\*\* CPI : Consumer Price Index

### Consumption

#### Per Capita Daily Consumption



#### Source of Dietary Energy Consumption % <sup>00-02</sup>



#### Per Capita Daily Calorie Intake From Selected Food Items <sup>00-02</sup>

Rice	57
Wheat	275
Maize	1083
Sorghum	-
Potatoes	27
Cassava	1
Sugar	444
Soybean Oil	114
Palm Oil	32
Milk	168
Anim.Fats(Raw&Butter)	61
Eggs	58
Pig Meat	113
Poultry Meat	89
Bovine Meat	60
Sheep & Goats Meat	7

#### Food Balance <sup>00-02 (1000Tonnes)</sup>

Food Groups	Production (+)	Exports (-)	Imports (+)	Seed, Feed, Other Uses (-)	Consumption (=)
Cereals	29 184	869	16 344	27 025	17 634
Veg.oils	898	51	784	707	924
Sugar&Sw.	5 156	538	387	79	4 926
Roots&Tub.	1 738	28	324	375	1 659
Meat	4 639	89	1 213	-4	5 767
Milk	9 620	128	2 946	1 011	11 427

Time reference= <sup>99-01</sup>:1999-2001, <sup>00</sup>:2000, <sup>02</sup>:2002, <sup>00-02</sup>:2000-2002, <sup>03</sup>:2003, <sup>04</sup>:2004, <sup>ly</sup>:Latest Available Year