



Food and Agriculture
Organization of the
United Nations



World Health
Organization

FAO
PLANT
PRODUCTION
AND PROTECTION
PAPER

232

Pesticide residues in food 2017

**Joint FAO/WHO Meeting
on Pesticide Residues**

REPORT 2017

Pesticide residues in food 2017

Joint FAO/WHO Meeting on Pesticide Residues

FAO
PLANT
PRODUCTION
AND PROTECTION
PAPER

232

Report of the Joint Meeting of the FAO Panel of Experts on
Pesticide Residues in Food and the Environment and the
WHO Core Assessment Group on Pesticide Residues
Geneva, Switzerland, 12–21 September 2017

The designations employed and the presentation of material in this publication do not imply the expression of any opinion whatsoever on the part of the Food and Agriculture Organization of the United Nations (FAO) or of the World Health Organization (WHO) concerning the legal status of any country, territory, city or area or of its authorities, or concerning the delimitation of its frontiers or boundaries. Dotted lines on maps represent approximate border lines for which there may not yet be full agreement. The mention of specific companies or products of manufacturers, whether or not these have been patented, does not imply that these are or have been endorsed or recommended by FAO or WHO in preference to others of a similar nature that are not mentioned. Errors and omissions excepted, the names of proprietary products are distinguished by initial capital letters. All reasonable precautions have been taken by FAO and WHO to verify the information contained in this publication. However, the published material is being distributed without warranty of any kind, either expressed or implied. The responsibility for the interpretation and use of the material lies with the reader. In no event shall FAO and WHO be liable for damages arising from its use. The views expressed herein are those of the authors and do not necessarily represent those of FAO or WHO.

ISBN 978-92-5-130070-1

© FAO and WHO, 2017

FAO and WHO encourage the use, reproduction and dissemination of material in this information product. Except where otherwise indicated, material may be copied, downloaded and printed for private study, research and teaching purposes, provided that appropriate acknowledgement of FAO and WHO as the source and copyright holder is given and that FAO and WHO's endorsement of users' views, products or services is not implied in any way.

All requests for translation and adaptation rights, and for resale and other commercial use rights should be made via www.fao.org/contact-us/licence-request or addressed to copyright@fao.org.

FAO information products are available on the FAO website (www.fao.org/publications) and can be purchased through publications-sales@fao.org

Contents

LIST OF PARTICIPANTS	v
ABBREVIATIONS	ix
USE OF JMPR REPORTS AND EVALUATIONS BY REGISTRATION AUTHORITIES	xv
1. INTRODUCTION	1
2. GENERAL CONSIDERATIONS	3
2.1 Special studies on microbiological effects of pesticide residues in foods.	3
2.2 Use of historical control data.....	4
2.5 Further consideration of the process for establishing group MRLs: Update on the use of the revised commodity classification for vegetables.....	4
2.4 Field use pattern anticipated residue comparison model.....	4
2.5 Update of the IESTI model used for the calculation of dietary intake: New large portion data	9
3. RESPONSES TO SPECIFIC ISSUES	11
3.1 Concerns raised by the Codex Committee on Pesticide Residues (CCPR).....	11
3.1.1 Quinclorac (287).....	11
3.2 Other matters of interest.....	12
3.2.1 Abamectin (177).....	12
3.2.2 Acetamiprid (246).....	12
3.2.2 Discussion items	12
3.2.2.1 Update from the Joint FAO/WHO Expert Committee on Food Additives (JECFA)	12
3.2.2.2 Harmonization of the dietary exposure methodologies for compounds used both as pesticides and veterinary drugs – Harmonizing/combining exposure from veterinary drug and pesticide use.....	12
3.2.2.3 Pesticides for vector control – New Pesticide Active Ingredients Developed Initially for Vector Control: Use of JMPR WHO Core Assessment Group for Pesticides	13
3.2.2.4 Other Matters of Interest: Update from the International Programme on Chemical Safety (IPCS).....	13
3.2.2.5 Harmonization of the residue definition – determining the level of interest in a pilot project to achieve more harmonized residue definitions	13
4. DIETARY RISK ASSESSMENT FOR PESTICIDE RESIDUES IN FOOD	15
4.1 Chronic dietary exposure.....	15
4.2 Acute dietary exposure.....	16
5. EVALUATION OF DATA FOR ACCEPTABLE DAILY INTAKE AND ACUTE REFERENCE DOSE FOR HUMANS, MAXIMUM RESIDUE LEVELS AND SUPERVISED TRIALS MEDIAN RESIDUE VALUES	19
5.1 Acetamiprid (246)(R).....	19
5.2 Azoxystrobin (229)(R)	21
5.3 Bicyclopyrone (295)(T, R)*	25
5.4 Captan (007)(R).....	53

5.5	Carbendazim (072)**	55
5.6	Chlormequat (015)(T, R)**	57
5.7	Cyclaniliprole (296)(T, R)*	81
5.8	Cyprodinil (207)(R)	111
5.9	2,4-D (020)(R)	115
5.10	Difenoconazole (224)(R)	119
5.11	Fenazaquin (297)(T, R)*	127
5.12	Fenpropimorph (188)(T, R)**	151
5.13	Fenpyrazamine (298)(T, R)*	167
5.14	Fenpyroximate (193)(T, R)**	189
5.15	Flonicamid (282)(R)	217
5.16	Fluensulfone (265)(R)	221
5.17	Fluopyram (243)	223
5.18	Flupyradifurone (285)(R)	241
5.19	Fosetyl-Aluminium (302)(T,R)*	245
5.20	Imazamox (276)(R)	269
5.21	Imazapyr (267)(R)	271
5.22	Imidacloprid (206)(R)	273
5.23	Isoprothiolane (299)(T, R)*	275
5.24	Isopyrazam (249)(R)	291
5.25	Natamycin (300)(T, R)*	299
5.26	Oxamyl (126)(T, R)**	309
5.27	Phosphonic acid (301)(T, R)*	327
5.28	Picoxystrobin (258)(R)	329
5.29	Propiconazole (160)(R)	343
5.30	Propylene oxide (250)(T, R)	347
5.31	Prothioconazole (232)(R)	363
5.32	Quinclorac (287)(R)	367
5.33	Saflufenacil (251)(R)	373
5.34	Spinetoram (233)(R)	375
5.35	Tebuconazole (189)	389
5.36	Thiophanate-methyl (077)(T)**	391
5.37	Trifloxystrobin (213)(R)	399
5.38	Triflumezopyrim (303)(T, R)*	403
6	Future Work	421
7	Corrigenda	423

Annex 1 Acceptable daily intakes, short-term dietary intakes, acute reference doses, recommended maximum residue limits and supervised trials median residue values recorded by

the 2017 Meeting	425
Annex 2: Index of reports and evaluations of pesticides by the JMPR.....	449
Annex 3: International estimated daily intakes of pesticide residues	465
Annex 4: International estimates of short-term dietary intakes of pesticide residues.....	611
Annex 5: Reports and other documents resulting from previous Joint Meetings of the FAO Panel of Experts on Pesticide Residues in Food and the Environment and the WHO Core Assessment Group on Pesticide Residues	651
Annex 6: Livestock dietary burden.....	659
FAO Technical Papers.....	713

R, residue and analytical aspects; T, toxicological evaluation

* New compound

** Evaluated within the periodic review programme of the Codex Committee on Pesticide Residues

LIST OF PARTICIPANTS

2017 Joint FAO/WHO Meeting on Pesticide Residues WHO Headquarters; Geneva, 12 to 21 September 2017

- Professor Alan R. Boobis, Centre for Pharmacology & Therapeutics, Division of Experimental Medicine, Department of Medicine, Faculty of Medicine, Imperial College London, Hammersmith Campus, Ducane Road, London W12 0NN, United Kingdom (WHO Expert)
- Ms Marloes Busschers, Regulatory Affairs Manager Human Toxicology, Charles River Laboratories, Hambakenwetering 7, 5231 DD 's-Hertogenbosch, the Netherlands (WHO Expert)
- Dr Carl E. Cerniglia, Director, Division of Microbiology, National Center for Toxicological Research, HFT-250, US Food and Drug Administration (FDA), 3900 NCTR Road, Jefferson, AR 72079, United States of America (USA) (WHO Expert)
- Dr Julian Cudmore, Chemicals Regulation Division, Health & Safety Executive, Room 1E, Mallard House Kings Pool, 3, Peasholme Green, York YO1 7PX, United Kingdom (FAO Expert)
- Dr Ian Dewhurst, York, United Kingdom (WHO Rapporteur)
- Dr Michael Doherty, Office of Pesticide Programs, Health Effects Division, Risk Assessment Branch II, United States Environmental Protection Agency (US EPA), MS 7509C, Washington, DC 20460, USA (FAO Expert)
- Dr David A. Eastmond, Department of Molecular, Cell & Systems Biology, 2109 Biological Sciences Building, University of California, Riverside, CA 92521, USA (WHO Chairman)
- Dr Jochen Heidler Federal Institute for Risk Assessment Unit Residues and Analytical Methods, Department Pesticide Safety, Max-Dohrn-Strasse 8–10, 10589 Berlin, Germany (FAO Expert)
- Dr Salmaan Hussain Inayat- Hussain, Dept of Environmental Health Sciences, Yale School of Public Health, 60 College Street, New Haven CT 06510-8034, USA (WHO Expert)
- Mr Makoto Irie, Agricultural Chemicals Office, Plant Products Safety Division, Food Safety and Consumer Affairs Bureau, Ministry of Agriculture, Forestry and Fisheries, 1-2-1 Kasumigaseki, Chiyoda-ku, Tokyo 100-8950, Japan (FAO Expert)
- Dr Miriam Jacobs, Toxicology Department, Centre for Radiation, Chemical and Environmental Hazards, Public Health England, Chilton, Oxon OX11 0RQ, United Kingdom (WHO Expert)
- Dr Debabrata Kanungo, Chairman, Scientific Panel on Residues of Pesticides and Antibiotics, Food Safety and Standard Authority of India, Nityakshetra, 294/Sector-21D, Faridabad 121005, India (WHO Expert)
- Dr April Kluever, Toxicologist, Office of Food Additive Safety, Center for Food Safety and Applied Nutrition, US FDA, 2001 Campus Drive; HFS-275, College Park, MD 20740, USA (WHO Expert)
- Dr Claude Lambré, 12 rue de l'Hôtel Dieu, 77230 Dammartin en Goële, France (WHO Expert)
- Dr Mi-Gyung Lee, Dept. of Food Science & Biotechnology, College of Natural Science, Andong National University, #388 Songcheon-dong, Andong-si, Gyeongbuk 760-749, Republic of Korea (FAO Expert)
- Ms Kimberley Low, TOX-2, HEDII, Health Evaluation Directorate, Pest Management Regulatory Agency, Sir Charles Tupper Building, 2720 Riverside Drive, Address Locator:6605E, Ottawa, Ontario K1A 0K9, Canada (WHO Expert)
- Mr David Lunn, Principal Adviser (Residues), Plants, Food & Environment Directorate, Ministry for Primary Industries, PO Box 2526, Wellington 6140, New Zealand (FAO Rapporteur)
- Dr Dugald MacLachlan, Australian Government Department of Agriculture and Water Resources, GPO Box 858, Canberra, Australian Capital Territory (ACT) 2601, Australia (FAO Chairman)

- Ms Karin Mahieu, National Institute of Public Health and Environment, Centre for Nutrition Prevention and Health Services, Department of Food Safety PO Box 1, 3720 BA Bilthoven, the Netherlands (FAO Expert)
- Dr Farag Malhat, Central Agricultural Pesticide, Laboratory, Pesticide Residues and Environmental Pollution Department, 7-Nadi El-Saad Street, Dokki, Giza 12618, Egypt (FAO Expert)
- Dr Samuel Margerison, Chemistry and Manufacture Section, Scientific Assessment and Chemical Review Program, Australian Pesticides and Veterinary Medicines Authority (APVMA), PO Box 6182, Kingston, ACT 2604, Australia (FAO Expert)
- Professor Angelo Moretto, Department of Biomedical and Clinical Sciences, University of Milan, Director, International Centre for Pesticides and Health Risk Prevention, ASST Fatebenefratelli Sacco, Via GB Grassi 74, 20157 Milano, Italy (WHO Expert)
- Dr Lars Niemann, Toxicology of Active Substances and their Metabolites, German Federal Institute for Risk Assessment, Max-Dohrn-Strasse 8-10, D-10589 Berlin, Germany (WHO Expert)
- Dr Matthew Joseph O'Mullane, Section Manager, Product Safety Standards, Food Standards Australia New Zealand, 55 Blackall Street, Barton ACT 2600, Australia (WHO Expert)
- Dr Canping Pan, Department of Applied Chemistry College of Science, China Agricultural University, Yuanminyuan Western Road 2, Beijing 100193, People's Republic of China (FAO Expert)
- Dr David Schumacher, Toxicology of Active Substances and their Metabolites, German Federal Institute for Risk Assessment, Max-Dohrn Strasse 8-10, D-10589 Berlin, Germany (WHO Expert)
- Dr Prakashchandra V. Shah, Chief, Chemistry, Inerts and Toxicology Assessment Branch, Registration Division (MDTS 7505P), Office of Pesticide Programs, US EPA, 1200 Pennsylvania Avenue NW, Washington DC 20460, United States of America (WHO Expert)
- Ms Monique Thomas, Pest Management Regulatory Agency, Health Canada, 2720 Riverside Drive, Ottawa, Ontario, K1A 0K9, Canada (FAO Expert)
- Dr Luca Tosti, International Centre for Pesticides and Health Risk Prevention (ICPS), Asst Fatebenefratelli Sacco, Polo Universitario, Padiglione 17, Via G.B. Grassi 74, 20157 Milano, Italy (WHO Expert)
- Mrs Trijntje van der Velde-Koerts, Centre for Nutrition, Prevention and Health Services (VPZ) of the RIVM, Antonie van Leeuwenhoeklaan 9, PO Box 1, 3720 BA Bilthoven, the Netherlands (FAO Panel Member)
- Dr Gerrit Wolterink, Centre for Nutrition, Prevention and Health Services (VPZ), National Institute for Public Health and the Environment, Antonie van Leeuwenhoeklaan 9, 3720 BA Bilthoven, the Netherlands (WHO Expert)
- Dr Yukiko Yamada, Ministry of Agriculture, Forestry and Fisheries, 1-2-1 Kasumigaseki, Chiyoda-ku, Tokyo 100-8950, Japan (FAO Panel Member)
- Dr Guibiao Ye, Institute for the Control of Agrochemicals, Ministry of Agriculture, People's Republic of China, No. 22 Maizidian street, Chaoyang District, Beijing 100125, People's Republic of China (FAO Expert)
- Dr Midori Yoshida, Commissioner, Food Safety Commission, Cabinet Office, Japan, Akasaka Park Bld. 22 Fl., 5-2-20 Akasaka Minato-ku, Tokyo 107-6122, Japan (WHO Expert)
- Dr Katsuhiko Yoshizawa, Mukogawa Women's University, 6-46 Ikebiraki-cho, Nishinomiya, Hyogo 663-8558, Japan (WHO Expert)
- Dr Jürg Zarn, Federal Food Safety and Veterinary Office FSVO, Schwarzenburgstrasse 155, CH-3003 Bern, Switzerland (WHO Expert)
- Ms Liying Zhang, Institute for the Control of Agrochemicals, Ministry of Agriculture, 22 Maizidian

Street, Chaoyang District, Beijing 100125, People's Republic of China (WHO Expert)

Secretariat

Mr Kevin Bodnaruk, 26/12 Phillip Mall, West Pymble, NSW 2073, Australia (FAO Editor)

Ms Gracia Brisco, Food Standards Officer, Joint FAO/WHO Food Standards Programme, Food and Agriculture Organization of the United Nations, Viale delle Terme di Caracalla, 00153 Rome, Italy (Codex Secretariat)

Mr Kennie Chang, Department of Food Safety and Zoonoses (FOS), World Health Organization, 1211 Geneva 27, Switzerland (WHO Secretariat)

Dr Jeevan Khurana, Weilburgerstrasse 25, 61250 Usingen, Germany (FAO Editor)

Ms Joanna Odrowaz, Toronto, Canada (WHO Editor)

Dr Xiongwu Qiao, Shanxi Academy of Agricultural Sciences, 2 Changfeng Street, Taiyuan, Shanxi , 030006, People's Republic of China (CCPR Chairman)

Dr Philippe Verger, Jmpr Joint Secretary, Department of Food Safety and Zoonoses (FOS), World Health Organization, 1211 Geneva 27, Switzerland (WHO Jmpr Joint Secretary)

Ms Yong Zhen Yang, Plant Production and Protection Division, Food and Agriculture Organization of the United Nations, Viale delle Terme di Caracalla, 00153 Rome, Italy (FAO Jmpr Joint Secretary)

ABBREVIATIONS

AChE	acetylcholinesterase
ACN	acetonitrile
ADI	acceptable daily intake
AGISAR	Advisory Group on Integrated Surveillance of Antimicrobial Resistance
ai	active ingredient
ALP	alkaline phosphatase
AMR	antimicrobial resistance
AMU	antimicrobial use
AR	applied radioactivity
ARfD	acute reference dose
as	as received
asp gr fn	aspirated grain fraction
AU	Australia
AUC	area under the plasma concentration–time curve
BBCH	B iologischen Bundesanstalt, B undessortenamt und C hemische Industrie
BMD	benchmark dosing
bw	body weight
CA	Chemical Abstracts
CAC	Codex Alimentarius Commission
CAR	constitutive androstane receptor
CAS	Chemical Abstracts Service
CCFA	Codex Committee on Food Additives
CCN	Codex classification number (for compounds or commodities)
CCPR	Codex Committee on Pesticide Residues
cGAP	Critical GAP
C_{\max}	maximum concentration in blood or plasma
CSAF	chemical-specific adjustment factors
CYP	cytochrome
DAA	days after application
DALA	days after last application
DAT	days after treatment
DM	dry matter
DMCF	dimethylcarbonocyanidic amide (IN-N009)
DMOA	dimethyl(oxo)acetic acid (IN-D2708)

DMTO	methyl 2-(dimethylamino)-N-hydroxy-2-oxoethanimidothioate (IN-A2213 or oxamyl oxime)
DNA	deoxyribonucleic acid
DRA	dietary risk assessment
DT ₅₀	time required for 50% dissipation of the initial concentration
DT ₉₀	time required for 90% dissipation of the initial concentration
dw	dry weight
ECD	electron capture detector
EFSA	European Food Safety Authority
EHC	Environmental Health Criteria monograph
ESBL	extended-spectrum beta-lactamase
EU	European Union
F ₀	parental generation
F ₁	first filial generation
F ₂	second filial generation
FAO	Food and Agriculture Organization of the United Nations
FOB	functional observational battery
fw	fresh weight
GAP	good agricultural practice
GC	gas chromatography
GC-ECD	gas chromatography with electron capture detection
GC-FTD	gas chromatography with flame thermionic detection
GC-N-FID	gas chromatography with nitrogen selective flame ionization detection
GC/MS	gas chromatography/mass spectrometry
GC-NPD	gas chromatography coupled with nitrogen-phosphorus detector
GECDE	global estimate of chronic dietary exposure
GEMS/Food	Global Environment Monitoring System – Food Contamination Monitoring and Assessment Programme
GLASS	Global Antimicrobial Resistance Surveillance System
GLP	good laboratory practice
GPC	gel permeation chromatography
HBGV	health-based guidance values
HPLC	high performance liquid chromatography
HPLC-DAD	high performance liquid chromatography with diode array detection
HPLC-UV	high performance liquid chromatography with UV detector
HPPD	4-hydroxyphenylpyruvate dioxygenase

HR	highest residue in the edible portion of a commodity found in trials used to estimate a maximum residue level in the commodity
HR-P	highest residue in a processed commodity calculated by multiplying the HR of the raw commodity by the corresponding processing factor
IEDI	international estimated daily intake
IESTI	international estimate of short-term dietary intake
IgM	immunoglobulin M
IN-A2213	methyl 2-(dimethylamino)- <i>N</i> -hydroxy-2-oxoethanimidothioate (DMTO or oxamyl oxime)
IN-D2708	dimethyl(oxo)acetic acid (DMOA)
IN-N009	dimethylcarbonocyanidic amide (DMCF)
IPC	infection prevention and control
IPCS	International Programme on Chemical Safety
ISO	International Organization for Standardization
IUPAC	International Union of Pure and Applied Chemistry
JECFA	Joint FAO/WHO Expert Committee on Food Additives
JMPR	Joint FAO/WHO Meeting on Pesticide Residues
JP	Japan
LC ₅₀	median lethal concentration
LC-MS	Liquid chromatography with mass spectrometry
LC-UV	Liquid chromatography with UV detection
LD ₅₀	median lethal dose
LLNA	local lymph node assay
LOAEC	lowest-observed-adverse-effect concentration
LOAEL	lowest-observed-adverse-effect level
LOD	limit of detection
log P _{ow}	octanol-water partition coefficient
LOQ	limit of quantification
LSC	liquid scintillation counting
MCH	mean cell haemoglobin
MCV	mean corpuscular volume
MIC	minimum inhibitory concentration
MPPZ	5-amino-1,2-dihydro-4-(<i>o</i> -tolyl)pyrazol-3-one
MRL	maximum residue limit
mRNA	messenger ribonucleic acid
MS	mass spectrometry
MS/MS	tandem mass spectrometry

m/z	mass to charge ratio (mass unit for mass spectrometry)
NOAEC	no-observed-adverse-effect concentration
NOAEL	no-observed-adverse-effect level
OECD	Organisation for Economic Co-operation and Development
4-OH	4-hydroxyquinazoline
OIE	World Organisation for Animal Health
PBI	plant back interval
PES	post extraction solids
Pf	processing factor
PHI	pre-harvest interval
ppm	parts per million
PXR	pregnane X receptor
QuEChERS	Quick Easy Cheap Effective Rugged Safe
QSAR	quantitative structure–activity relationship
RAC	raw agricultural commodity
RSD	relative standard deviation
RTI	re-treatment interval
S-2188-DC	5-amino-1,2-dihydro-2-isopropyl-4-(<i>o</i> -tolyl)pyrazol-3-one
SC	suspension concentrate
SL	soluble liquid
SPE	solid phase extraction
STMR	supervised trials median residue
STMR-P	supervised trials median residue in a processed commodity calculated by multiplying the STMR of the raw commodity by the corresponding processing factor
$t_{1/2}$	half-life
T ₃	triiodothyronine
T ₄	thyroxine
T ₄ -UDPGT	thyroxine-uridine glucuronosyltransferase
TAT	tyrosine aminotransferase
TBPE	tertiary butylphenylethanol
TLC	thin-layer chromatography
T_{max}	time to reach maximum concentration
TRR	total radioactive residues
TSH	thyroid-stimulating hormone
UDPGT	uridine diphosphoglucuronosyltransferase
UK	United Kingdom

USA	United States of America
US/CAN	United States and Canada
USEPA	United States Environmental Protection Agency
VICH	International Cooperation on Harmonisation of Technical Requirements for Registration of Veterinary Medicinal Products
WG	wettable granule
WHO	World Health Organization
WP	wettable powder

USE OF JMPR REPORTS AND EVALUATIONS BY REGISTRATION AUTHORITIES

Most of the summaries and evaluations contained in this report are based on unpublished proprietary data submitted for use by JMPR in making its assessments. A registration authority should not grant a registration on the basis of an evaluation unless it has first received authorization for such use from the owner of the data submitted for the JMPR review or has received the data on which the summaries are based, either from the owner of the data or from a second party that has obtained permission from the owner of the data for this purpose.

PESTICIDE RESIDUES IN FOOD

REPORT OF THE 2017 JOINT FAO/WHO MEETING OF EXPERTS

1. INTRODUCTION

A Joint Meeting of the Food and Agriculture Organization of the United Nations (FAO) Panel of Experts on Pesticide Residues in Food and the Environment and the World Health Organization (WHO) Core Assessment Group on Pesticide Residues (JMPR) was held in Geneva, Switzerland, from 12 to 21 September 2017. The FAO Panel Members met in preparatory sessions from 7–12 September.

Dr Kazuaki Miyagishima, Director, Department of Food Safety and Zoonoses – World Health Organization, WHO, warmly greeted the JMPR Meeting on behalf of WHO and FAO, and thanked FAO and WHO experts for their contributions to the 2017 JMPR.

Dr Miyagishima emphasized the need to increase public understanding of the work of JMPR and to make better known its contribution to food safety and security worldwide.

Dr Miyagishima recalled recent actions taken by WHO and FAO and in other international fora on antimicrobial resistance. To support a global action plan on antimicrobial resistance adopted in 2015, international agencies are joining forces to address issues of antibiotic use in plants, animals and humans and manage their impact on public health. Expectations are high on the ongoing work of JMPR in this regard.

During the meeting, the FAO Panel of Experts on Pesticide Residues in Food was responsible for reviewing residue and analytical aspects of the pesticides under consideration, including data on their metabolism, fate in the environment and use patterns, and for estimating the maximum levels of residues that might occur as a result of use of the pesticides according to good agricultural practice. The WHO Core Assessment Group on Pesticide Residues was responsible for reviewing toxicological and related data in order to establish acceptable daily intakes (ADIs) and acute reference doses (ARfDs), where necessary and possible.

The Meeting evaluated 39 pesticides, including nine new compounds and five compounds that were re-evaluated for toxicity or residues, or both, within the periodic review programme of the Codex Committee on Pesticide Residues (CCPR). The Meeting established ADIs and ARfDs, estimated maximum residue levels and recommended them for use by CCPR, and estimated supervised trials median residue (STMR) and highest residue (HR) levels as a basis for estimating dietary intakes.

The Meeting also estimated the dietary intakes (both short term and long term) of the pesticides reviewed and, on this basis, performed a dietary risk assessment in relation to their ADIs or ARfDs. Cases in which ADIs or ARfDs may be exceeded were clearly indicated in order to facilitate the decision-making process by CCPR.

The Meeting considered a number of general issues addressing current procedures for the risk assessment of chemicals, the evaluation of pesticide residues and the procedures used to recommend maximum residue levels.

2. GENERAL CONSIDERATIONS

2.1 Special studies on microbiological effects of pesticide residues in foods.

At the 2017 Joint FAO/WHO Meeting on Pesticide Residues in Food (JMPR), September 12–21, 2017 in Geneva, Switzerland, there was discussion on including, in the toxicological evaluation of pesticide residues, a microbiological assessment of the pesticide residues' adverse chronic and acute effects on the microorganisms in the human gastrointestinal tract. This is because pesticide residues in foods may have antimicrobial properties, and there is potential exposure of intestinal microbiota following ingestion of such residues in food. In this context, Joint FAO/WHO Committee on Food Additives (JECFA) routinely evaluates acute and chronic effects of veterinary drug residues in foods to determine the need to establish a microbiological acceptable daily intake (ADI). Using the same principles as JECFA, JMPR could undertake a corresponding microbiological assessment to determine the potential impact of pesticide residues on intestinal microbiota. For this purpose, the JECFA decision-tree approach, which complies with International Cooperation on Harmonisation of Technical Requirements for Registration of Veterinary Medicinal Products (VICH) GL36 and EHC 240, could be used.

The decision-tree approach initially seeks to determine if microbiologically active residues are entering the human colon. If the answer is “no”, a microbiological ADI is unnecessary and the toxicological or pharmacological ADI is used. However, should potentially microbiologically active residues be present in the colon, data on the two end-points of public health concern, disruption of the colonization barrier and increase of the population(s) of resistant bacteria, would be evaluated. During the decision-tree process, it is possible to give scientific justifications for omitting testing (i.e. the need for a microbiological ADI) for either one or both end-points.

There are a number of in vitro and in vivo methodologies and databases that could be used to derive a microbiological ADI. Some examples of in vitro studies are minimum inhibitory concentration (MIC) susceptibility testing against representative predominate intestinal microbiota and continuous culture flow chemostats systems; some examples of in vivo studies are human volunteer or laboratory animal models and human microbiota-associated animals studies using a range of relevant pesticide concentrations. In addition, faecal binding of residues to determine bioavailability, bioassays and chemical methods to determine biological activity of residues in the colon, potential of the intestinal microbiota to metabolize the residue and antimicrobial resistance studies can be evaluated. Once a microbiological ADI is determined, it is compared with the toxicological ADI and the more appropriate, usually the lower, used for the compound.

References

VICH. International Cooperation on Harmonisation of Technical Requirements for Registration of Veterinary Medicinal Products. VICH Guideline 36 (R). Studies to evaluate the safety of residues of veterinary drugs in human food: General approach to establish a microbiological ADI. Adopted at Step 7 of the VICH Process by the VICH Process by the VICH Steering Committee for implementation in February 2010. VICH. Brussels, 2010.

2.2 Use of historical control data

Following a recommendation of the 2016 JMPR, an electronic working group prepared a discussion document on “Binary data of animal toxicity studies: Recurring issues in their statistical evaluation and in the use of historical control data”. The objective of is eventually to provide expanded guidance on these topics for EHC240. The present Meeting discussed the draft and agreed with the overall structure and principles elaborated. A number of recommendations were made for revision. The Meeting concluded that the electronic working group should revise the document as part of the forthcoming EHC240 update process.

2.5 Further consideration of the process for establishing group MRLs: Update on the use of the revised commodity classification for vegetables

The JMPR welcomes the activities of the CCPR in revising the commodity groups for vegetables. However, the Meeting noted that the new commodity groups contain members that do not, or are unlikely to, have similar potential for residues as the representative crop. In particular, at the current Meeting consideration was given to recommending maximum residue levels for the subgroup of tomatoes and for the subgroup of peppers.

In the subgroup of tomatoes, Tomato and Cherry tomato are the commodities for which residue trials are typically available. The JMPR has not evaluated residue data on the other members in the group but notes that differences in rate of fruit growth, fruit size (e.g., Huckleberries) and in some cases the presence of a husk (e.g., Cape Gooseberry) covering the fruit lead the JMPR to suspect that residues in tomato or cherry tomatoes may not be representative of residues in the other commodities. In the absence of data on relative residues in these crops, the Meeting decided when data are available for tomatoes to recommend maximum residue levels individually for:

VO 2700 Cherry tomato *Lycopersicon esculentum* var. *cerasiforme* (Dunal) A. Gray

VO 0448 Tomato *Lycopersicon esculentum* Mill.; Syn: *Solanum lycopersicum* L.

Similarly for the subgroup of peppers, the Meeting noted that available information suggests residues in okra differ from those in peppers. While the JMPR is not aware of trials comparing residues in peppers, roselle and martynia, differences in crop growth habit, commodity size and shape lead the Meeting to suspect that residues in Bell and non-Bell peppers may not be representative of residues in the other commodities, i.e. okra, martynia and roselle. In the absence of data on relative residues in these crops, the Meeting decided when data are available for Bell and non-Bell peppers to recommend maximum residue level for:

VO 0051 Subgroup of Peppers (except okra, martynia and roselle).

The Meeting would welcome additional information comparing residues in the various members of the crop groups.

2.4 Field use pattern anticipated residue comparison model

The JMPR evaluates residue data from supervised crop field trials to select residue levels suitable for estimating maximum residue levels and for assessing dietary exposure. When conducting these evaluations, the JMPR selects data from trials reflecting the critical GAP allowed on product labels. Frequently, there may be discrepancies in multiple field trial use pattern parameters relative to the critical GAP, such as application rate, retreatment intervals, numbers of applications, and pre-harvest interval (PHI).

Historically, the JMPR has used best judgement to discern whether these discrepancies have a meaningful impact (i.e., $\pm 25\%$) on residues at harvest. In cases where residues are very short-lived or very long-lived, this decision is usually straight-forward. For other cases, the impact of these discrepancies is less clear. As an aid to help discern the impact of varying field trial use parameters on residues at harvest, the 2017 Meeting has developed a simple model that compares anticipated residues at harvest resulting from differences in application rates, retreatment intervals, and PHI. The tool incorporates dissipation kinetics to model residue decline following applications

Inputs to the model for application rates, retreatment intervals, and PHI are obtained directly from field trial reports and pesticide product labels. For dissipation kinetics, the model assumes single, first-order dissipation, and the half-life estimate needed by the model is derived from residue decline data. These half-life estimates are specific to each pesticide-crop combination, and need to be reasonably robust so as to have confidence in the model output.

The 2017 Meeting used this model only in its evaluation of cyclaniliprole, and the decision on whether to use the model was made on a crop-by-crop basis. As screening-level conditions for deriving half-life estimates, the Meeting used the following criteria:

1. At least three decline trials needed to be available,
2. Decline trials needed to include at least four time points,
3. Residues at the shortest interval after application needed to be well above the LOQ, and
4. Residues at the next harvest interval needed to be \geq LOQ (residues at later harvest intervals could be $<$ LOQ).

The Meeting noted that these half-life criteria should be refined as more experience is gained with using the tool. In addition, experience with the tool will help to discern limitations for input parameters (e.g., PHI ranges) and on the applicability of the tool (e.g., crop types).

Examples from the evaluation of cyclaniliprole, demonstrating output from the model and implementation decisions follow.

Table 1 Overview of GAP and trial use patterns, calculated median half-lives and comparison of the outcomes of trial and GAP use patterns

Crop group	Source	Rate g ai/ha	Max/season, g ai/ha	RTI	PHI	Total days (total of RTIs + PHI)	Half -life range, days [median] (no. of decline trials)	Trial - GAP
Pome fruit	GAP	$1 \times 60 + 3 \times 80$	300	10	7	$30 + 7 = 37$	4.5-21 [12] (n=15 apple +1 pear)	--
	trials	3×100	300	14	7	$28 + 7 = 35$		+2.3%
Small fruit (grapes)	GAP	$1 \times 60 + 3 \times 80$	300	7	7	$21 + 7 = 28$	[11] (n = 15 grapes)	--
	trials	3×100	300	7	7	$14 + 7 = 21$		+14%
Brassica's - head	GAP	4×60	240	5	1	$15 + 1 = 16$	1.0-2.0 [1.8] (n=1 cauliflower, 3 broccoli, 1 head cabbage)	--
	trials	3×60	240	7	1	$14 + 1 = 15$		-8%
	trials	3×100	300	7	1	$14 + 1 = 15$		+53%

General considerations

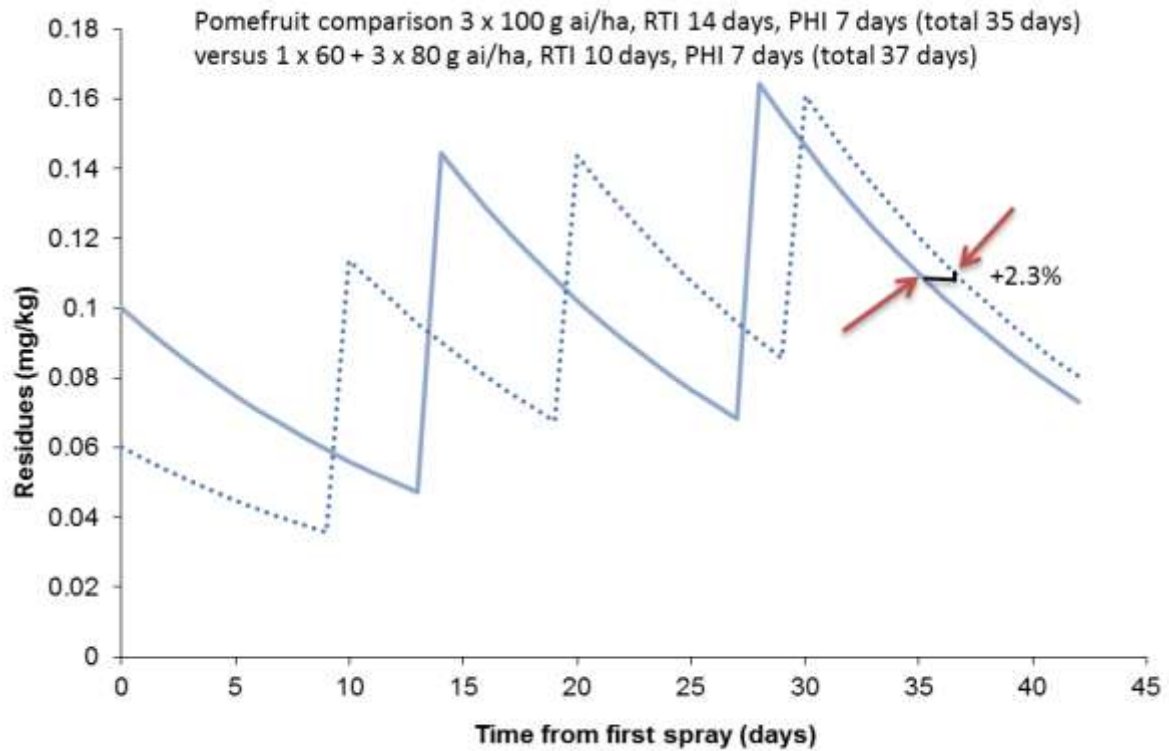


Figure 1 Estimated residue levels when following the pattern from critical GAP (————) or the pattern from field trials (.....); number of applications, dose rate and RTI vary (median half-life used was 12 days).

In Figure 1, the model indicated that the two use patterns would be expected to result in the same anticipated residues; therefore, the Meeting decided the trials were suitable for estimating maximum residues, STMRs, and HRs.

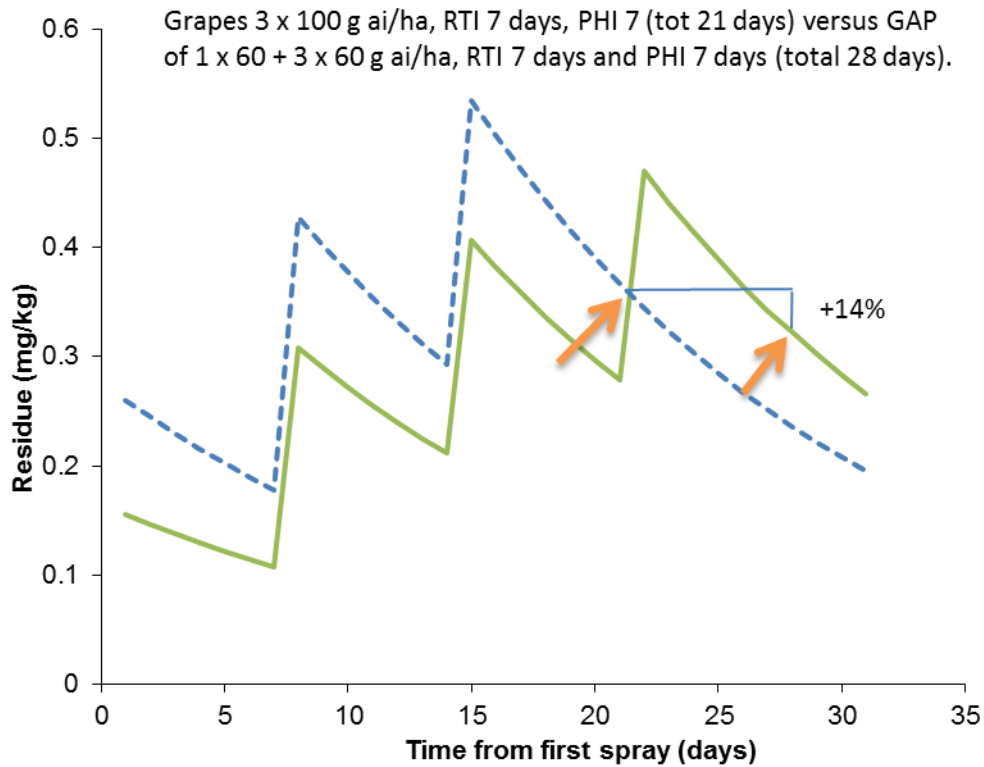


Figure 2 Estimated residue levels when following the pattern from critical GAP (——) or the pattern from field trials (---); number of applications and dose rate vary, RTIs are similar (median half-life used was 11 days).

In Figure 2, the model indicates that residues from field trials might be 14% higher than those expected at GAP. As this is within the $\pm 25\%$ limit typically acceptable to the Meeting, the Meeting decided the trials were suitable for estimating maximum residues, STMRs, and HRs.

General considerations

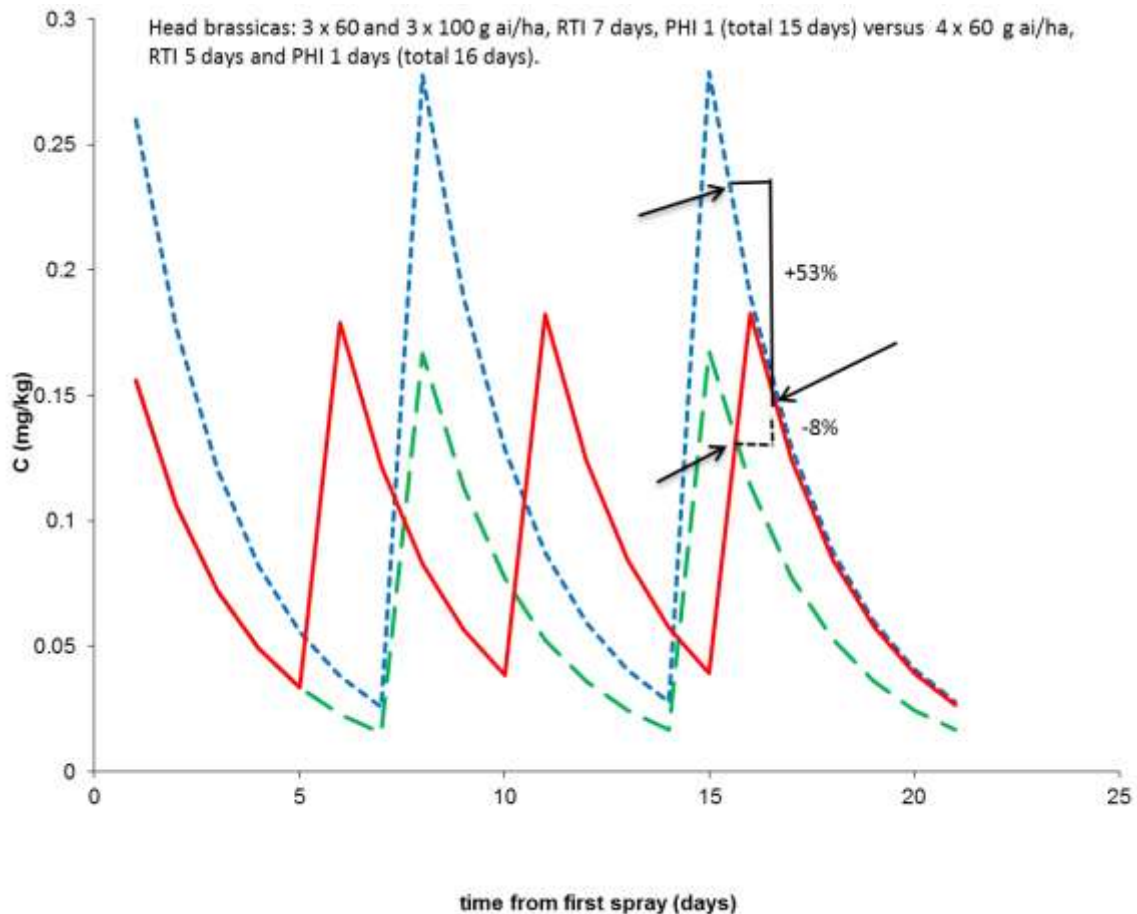


Figure 3 Estimated residue levels when following the pattern from GAP (—) or the pattern from field trials (--- and ---); number of applications and RTIs differ, dose rates either higher (small dot or similar (median half-life used was 1.8 days).

In Figure 3, the model indicates that residues from field trials conducted at a similar application rate but with fewer applications at a longer retreatment interval might be 8% lower than those expected at GAP. As this is within the $\pm 25\%$ limit typically acceptable to the Meeting, the Meeting decided the trials were suitable for estimating maximum residues, STMRs, and HRs. However, in trials conducted at a higher rate and at the same retreatment interval, residues might be outside of the 25% limit. The Meeting did not use those trials for estimating residues.

2.5 Update of the IESTI model used for the calculation of dietary intake: New large portion data

The 2003 Meeting agreed to adopt automated spreadsheet applications for the calculation of dietary intake in order to facilitate the process. The IESTI model was constructed by RIVM (National Institute for Public Health and the Environment) of the Netherlands acting as a WHO collaborating centre. The IESTI model incorporates available consumption data in Excel spreadsheets and, where possible, links this consumption data to the Codex Commodities for which HR(-P)s and STMR(-P)s are estimated. The IESTI model calculates the IESTI using the formulas as described in Chapter 6 of the 2016 FAO manual. To use the IESTI model, estimates on ARfD, STMR(-P), HR(-P) made by JMPR are entered according to the manual in the IESTI model. Then calculations and generation of a final table, are performed automatically.

The IESTI model has been updated in 2012 to contain large portion data from more countries and to add quality controls on the large portions submitted. The IESTI model has been updated for the present Meeting to contain the more recent large portion data from USA and Canada. In addition large portions from Belgium (BE), Denmark (DK), Ireland (IE), Italy (IT), Lithuania (LT), Poland (PL), Spain (ES) and the United Kingdom (UK) available in the EFSA PRIMo model rev2 have been incorporated in the current JMPR IESTI model. The current model now contains large portion data for Australia, Brazil, Canada, China, 12 European countries, Japan, Thailand and the USA.

The IESTI model will be available on the WHO website http://www.who.int/foodsafety/areas_work/chemical-risks/gems-food/en/

3. RESPONSES TO SPECIFIC ISSUES

3.1 CONCERNS RAISED BY THE CODEX COMMITTEE ON PESTICIDE RESIDUES (CCPR)

3.1.1 Quinclorac (287)

Background

Quinclorac was reviewed for the first time by the JMPR in 2015. The 2015 JMPR determined that the definition of residue for plant commodities for compliance with MRLs was quinclorac plus quinclorac conjugates.

The European Union submitted a concern form at the 49th CCPR. The EU noted that the residue definition should be reconsidered because quinclorac methyl ester, which is ten times more toxic than quinclorac, was not included in the residue definition for enforcement.

Comment by the JMPR

The 2015 JMPR evaluation noted that parent quinclorac was the major residue in examined crops and the metabolite quinclorac methyl ester while a significant residue in rape seeds was a minor residue in other primary crops and also in rotational crops. Quinclorac and its conjugates represented a significant component of the residue in all crops and is a suitable marker for compliance in all commodities.

Quinclorac methyl ester is included in the current residue definition for dietary exposure assessment.

Definition for estimating dietary intake: *Quinclorac plus quinclorac conjugates plus quinclorac methyl ester expressed as quinclorac.*

Further, the 2015 JMPR provided advice as to how the residues should be combined, taking into account the 10-fold higher toxicity of the methyl ester, that is:

Residue = (quinclorac+conjugates) + 10×quinclorac methyl ester

The calculation ensures consumer exposure is not underestimated.

The JMPR has examined the concern of the European Union that quinclorac methyl ester is included in the residue definitions for compliance established by the US EPA and Health Canada.

The definition in the USA reported in the Code of Federal Regulations is: Quinclorac (parent compound only) for barley, low growing berries, cattle commodities, cranberries, poultry commodities, goat commodities, grass, pig commodities, horse commodities, rhubarb, rice, sheep commodities, sorghum and wheat

AND

Quinclorac and its methyl ester for rapeseed

In Canada, the Health Canada MRL database lists the residue definition for quinclorac as: Quinclorac (parent compound). This residue definition applies to animal commodities as well as listed cereals

AND

Quinclorac and its methyl ester for pulses and oilseeds.

The Meeting reconfirms the residue definition established by the 2015 JMPR.

3.2 OTHER MATTERS OF INTEREST

3.2.1 *Abamectin (177)*

The Meeting received information on some new studies and several published papers on abamectin. However, these merely confirmed the information previously reviewed by the JMPR in 2015. The Meeting reiterated its view that the effects observed in pups in the developmental neurotoxicity studies serving as the basis of the ADI could not be attributed to the immaturity of p-glycoprotein in neonatal rats. The Meeting therefore did not find it appropriate to undertake a re-evaluation of abamectin. The previous evaluation remains unchanged.

3.2.2 *Acetamiprid (246)*

Following a request from CCPR, acetamiprid was on the agenda for follow up evaluation for toxicology. However, the Meeting did not receive any relevant new data regarding acetamiprid since the 2011 JMPR evaluation. Therefore, the Meeting did not find it appropriate to undertake a re-evaluation of acetamiprid and the previous evaluation is unchanged.

3.2.2 *Discussion items*

A number of presentations were made to the current Meeting for information and to update the JMPR on recent developments in related areas of pesticide risk assessment and management.

3.2.2.1 *Update from the Joint FAO/WHO Expert Committee on Food Additives (JECFA)*

Kim Petersen of the Department of Food Safety and Zoonoses, WHO, gave an overview of recent JECFA activities.

- An update on guidance on enzymes in food is due to be completed by the end of 2018.
- The development of a guidance on evaluating genotoxicity of compounds in food for human health risk assessment has been initiated.
- JECFA is also determining the best way to develop a guidance on dose–response assessment. The first step is to develop an issue paper, after which a more detailed guidance on application of BMDs will be written, likely by the end of 2018. The Core Group has been established but reviewers will be called for. A recommendation from the Meeting was to include a range of experts in the Working Group.

3.2.2.2 *Harmonization of the dietary exposure methodologies for compounds used both as pesticides and veterinary drugs – Harmonizing/combining exposure from veterinary drug and pesticide use*

The Agvet Residues Working Group is considering all available data as well as current approaches, that is, international estimated daily intake (IEDI) and global estimate of chronic dietary exposure (GECDE), to develop a model that harmonizes or combines exposure data from veterinary drug and pesticide use.

- The model needs to provide estimates for lifetime as well as shorter-than-lifetime exposure.
- Toxicological experts will provide information on the exposure durations on which ADIs are based and suggest the most suitable model for dietary exposure assessment.
- Residue experts are working on harmonizing the residue definition.

Currently, eight compounds used as pesticides and veterinary drugs are being assessed using national dietary estimates provided by Australia, Brazil, the People's Republic of China, Republic of Korea, New Zealand, United States and 11 European Union member states.

The Working Group is developing a description of the level of conservatism of the various international models. In addition, the experts will describe the range of exposure duration covered by the various international models.

3.2.2.3 Pesticides for vector control – New Pesticide Active Ingredients Developed Initially for Vector Control: Use of JMPR WHO Core Assessment Group for Pesticides

For manufacturers developing new active ingredients for vector control, options for the independent development of human health hazard and risk assessments can be limited. Manufacturers can submit to a national regulatory authority, but countries with well-established regulatory systems often do not have a domestic need for vector control products and therefore are unlikely to accept such pesticides for review. In light of this, manufacturers can request an independent human health risk evaluation of a new public health active ingredient through the WHO Core Assessment Group for Pesticides (CAGP), part of the JMPR as it also supports the risk assessment needs of other WHO programmes including the Prequalification Team Vector Control (PQT-VC) (previously the WHO Pesticide Evaluation Scheme [WHOPES]) and programmes to do with drinking-water.

Current CAGP resources can accommodate the review of up to two additional active ingredients the Prequalification Team Vector Control (PQT-VC) (previously the WHO Pesticide Evaluation Scheme [WHOPES]) refers each year. If more than two active ingredients require review within a year, an additional CAGP meeting will be scheduled for these new active ingredients.

3.2.2.4 Other Matters of Interest: Update from the International Programme on Chemical Safety (IPCS)

Richard Brown (IPCS, WHO) delivered a presentation on recent collaborative activities of the WHO Chemical Risk Assessment Network including a recently completed review of the global use of chemical-specific adjustment factors (CSAF) since the 2005 WHO/International Programme on Chemical Safety (IPCS) guidance. The analysis focused on methodology and lessons learned with a review of the process published (Bhat *et al.*, 2017).

3.2.2.5 Harmonization of the residue definition – determining the level of interest in a pilot project to achieve more harmonized residue definitions

Michael Kaethner (Bayer AG CropScience) addressed the Meeting on residue definition harmonisation between national governments and those established internationally by groups such as the JMPR.

As a way of achieving increased consistency he outlined a process in which during a review of new active substance dialogue between national regulators and FAO/WHO experts would be established to try and reach a non-binding harmonized residue definitions. With an expectation that following such discussions the proposed residue definition would be accepted by regulators and by the JMPR. He then sought feedback on the level of interest in establishing a possible pilot project to explore the issue in the future.

4. DIETARY RISK ASSESSMENT FOR PESTICIDE RESIDUES IN FOOD

4.1 CHRONIC DIETARY EXPOSURE

At the present Meeting, an International Estimated Daily Intake (IEDI) was calculated for each compound, for which an ADI was established. The IEDI was calculated by multiplying the median concentrations of residues (STMRs and/or STMR-Ps) for each commodity, for which maximum residue levels were recommended, by the average daily per capita consumption, estimated on the basis of the 17 GEMS/Food Consumption cluster diets. Detailed description of the method is in the Environment Health Criteria 240 (EHC 240).

The long-term dietary risk assessment was not conducted for acetamiprid, captan, 2,4-D, fluensulfone, imidacloprid and propylene oxide as no new recommendations for maximum residue levels were made.

Thiophanate-methyl was evaluated for toxicology and an ADI was established. The evaluation for residues was unable to be completed at the current Meeting. Long-term dietary risk assessments will be conducted when the compound is evaluated for residues.

Natamycin was evaluated for toxicology but an ADI was not established. The Meeting was unable to conduct a dietary risk assessment.

These IEDIs are expressed as a percentage of the upper bound of the ADIs for a 55 kg or 60 kg person, depending on the cluster diet (Table 1). The spreadsheet application is available at http://www.who.int/foodsafety/areas_work/chemical-risks/gems-food/en/.

The detailed calculations of chronic dietary exposure assessments are given in Annex 3.

Table 1 Summary of chronic dietary exposure assessments (IEDI)

CCPR code	Compound Name	ADI (mg/kg body weight)	Range of IEDI, as % of the upper bound of the ADI
229	Azoxystrobin	0–0.2	2–20%
295	Bicyclopyrone	0–0.003	3–20%
015	Chlormequat	0–0.05 as chloride 0–0.0388 as cation	1–7%
296	Cyclaniliprole	0–0.04	0–7%
207	Cyprodinil	0–0.03	8–70%
224	Difenoconazole	0–0.01	9–80%
297	Fenazaquin	0–0.05	0%
188	Fenpropimorph	0–0.004	0–10%
298	Fenpyrazamine	0–0.3	0–2%
193	Fenpyroximate	0–0.01	3–20%
282	Flonicamid	0–0.07	0–10%
243	Fluopyram	0–0.01	10–80%
285	Flupyradifurone	0–0.08	0–30%
302	Fosetyl-aluminium	0–1	1–30%
276	Imazamox	0–3	0%
267	Imazapyr	0–3	0%
299	Isoprothiolane	0–0.1	0–2%
249	Isopyrazam	0–0.06	0–1%
300	Natamycin	Not established	IEDI = 0.56 µg/kg bw/day
126	Oxamyl	0–0.009	0–1%
301	Phosphonic acid	0–1	See fosetyl-aluminium
258	Picoxystrobin	0–0.09	0–0.1%
160	Propiconazole	0–0.07	0–6%
232	Prothioconazole – ADI for prothioconazole-desthio	- 0–0.01	- 0–3%
287	Quinclorac	0–0.4	1%
251	Saflufenacil	0–0.05	20%

CCPR code	Compound Name	ADI (mg/kg body weight)	Range of IEDI, as % of the upper bound of the ADI
233	Spinetoram	0–0.05	0.3–2%
189	Tebuconazole	0–0.03	9%
213	Trifloxystrobin	0–0.04	1–7%
303	Triflumezopyrim	0–0.2	0–0.2%

4.2 ACUTE DIETARY EXPOSURE

At the present Meeting, an International Estimated Short-Term Intake (IESTI) was calculated for compounds for which an Acute Reference Dose was established. For each relevant food commodity, the highest expected residue (HR or HR-P) and the highest large portion data for general population (all ages) and children (6 years and under) were used for the calculation of the IESTI. In case a separate Acute Reference Dose was established for women of childbearing age, the IESTI was calculated for this population group only. Detailed description of the method is in the Environment Health Criteria 240 (EHC 240).

These IESTI results are expressed as a percentage of the ARfD (Table 2). The spreadsheet application is available at http://www.who.int/foodsafety/areas_work/chemical-risks/gems-food/en/

The short-term dietary risk assessment was not conducted for acetamiprid, captan, fluensulfone, imidacloprid and propylene oxide as no new recommendations for maximum residue levels were made.

The present (or previous) Meetings agreed that ARfDs for azoxystrobin, cyclanilprole, cyprodinil, 2,4-D, flonicamid, fosetyl-aluminium, imazapyr, isoprothiolane, phosphonic acid, saflufenacil, spinetoram, trifloxystrobin were unnecessary. For these compounds a short-term dietary exposure assessment was not undertaken.

Thiophanate-methyl was evaluated for toxicology and an ARfD was established. The evaluation for residues was unable to be completed at the current Meeting. Short-term dietary risk assessments will be conducted when the compound is evaluated for residues.

Natamycin was evaluated for toxicology and an ARfD was not established. The Meeting was unable to conduct a dietary risk assessment.

The detailed calculations of acute dietary exposure are given in Annex 4.

Table 2 Summary of acute dietary exposure assessments (IESTI)

CCPR code	Compound Name	ARfD (mg/kg bw)	Commodity (max % ARfD)	Exceeding, population, (country)
295	Bicyclopyrone	0.01 ^(w)	1–100%	
015	Chlormequat	0.05 as chloride; 0.0388 as cation	0–100%	
224	Difenoconazole	0.3	0–60%	
297	Fenazaquin	0.1	0–10%	
188	Fenpropimorph	0.1 ^(w) 0.4 ^(g)	0–5% 0–9%	
298	Fenpyrazamine	0.8	0–40%	
193	Fenpyroximate	0.01	Cherries total (110) Cherries raw (110) Plums raw (110) Plums dried (270) Peach total (130) Peach raw (130) Watermelon total (190) Tomato dried (310)	Child (Denmark) Child (Germany) Child (Thailand) Child (Australia) Child (Canada) Child (Japan) Child (Canada) Child (Australia)

CCPR code	Compound Name	ARfD (mg/kg bw)	Commodity (max % ARfD)	Exceeding, population, (country)
			Others (0–100)	
243	Fluopyram	0.5	100%	
285	Flupyradifurone	0.2	10–30%	
276	Imazamox	3	0%	
249	Isopyrazam	0.3	6–10%	
300	Natamycin	Not established	Max IESTI 5.6 µg/kg bw	
126	Oxamyl	0.009	0–20%	
258	Picoxystrobin	0.09	0–3%	
160	Propiconazole	0.3	0–10%	
232	Prothioconazole – ARfD for prothioconazole-desthio	- 0.01 ^(w) 1 ^(g)	- 0–30% 0%	
287	Quinclorac	2	0–2%	
189	Tebuconazole	0.3	2%	
303	Triflumezopyrim	1	0%	

^(w) Acute RfD set for women of child-bearing age;

^(g) Acute RfD set for general population including children

Possible refinement when the IESTI exceeds the ARfD

Fenpyroximate

As no alternative GAP was available to the Meeting to estimate lower HR values, no refinement of the short-term intake is currently possible for cherries, plums, peach, watermelon or tomatoes.

The Meeting recognized that the ARfD for fenpyroximate may be refined if new data become available.

6 FUTURE WORK

The items listed below are tentatively scheduled to be considered by the Meetings in 2019. The compounds listed include those recommended as priorities by the CCPR at its Forty-ninth and earlier Sessions and compounds scheduled for re-evaluation within the CCPR periodic review programme.

Updated calls for data are available at least ten months before each JMPR meeting from the web pages of the Joint Secretariat.

<http://www.fao.org/agriculture/crops/core-themes/theme/pests/jmpr/en/>

NEW COMPOUNDS

TOXICOLOGY EVALUATIONS	RESIDUE EVALUATIONS
Afidopyropen (999) (Insecticide) [USA]	Afidopyropen 999) (insecticide)
Metconazole (999) (Fungicide) Japan	Metconazole
Orthosulfamuron (999) (Herbicide)	Orthosulfamuron
Pyflubumide (999) (Acaricide)	Pyflubumide
Pyridate (999) (Herbicide)	Pyridate
Pyriproxyfen(999) (Insecticide) Japan	Pyriproxyfen
SYN546330/spirodion (999) (insecticide)	SYN546330/spirodion (999) (insecticide)
Triflumuron (999) (Insecticide)	Triflumuron
Valifenalate (999) (Fungicide)	Valifenalate

PERIODIC RE-EVALUATIONS

TOXICOLOGY	RESIDUE
Aldicarb (117)	Aldicarb (117)
Amitraz (122)	Amitraz (122)
Azinphos-methyl (002)	Azinphos-methyl (002)
Carbosulfan (145)/Carbofuran (096)	Carbosulfan (145)/Carbofuran (096)
Dimethoate (027)	Dimethoate (027)
Fenarimol (192)	Fenarimol (192)
Phosalone (060)	Phosalone (60)
Tolclofos-methyl (191)	Tolclofos-methyl (191)

NEW USES AND OTHER EVALUATIONS

TOXICOLOGY	RESIDUE
	Trinexapac-ethyl (271)
	Picoxystrobin (258)
	Benzovindiflupyr (261)
	Bifenthrin(178)
	Penthiopyrad (253)
Isoprothiolane (299)	Isoprothiolane (299)
	Clofentezine (156)
	Cyclaniliprole (296)
	Cypermethrins (118)
	Fenpyroximate (193)
	Fluazifop-p-butyl (283)
	Fluensulfone (265)
	Lambda-cyhalothrin (146)
	Isoxaflutole (268)
	Pyriofenone (999)
	Pyriproxyfen (999)
	Spirotetramat (234)
	Thiamethoxam(245)

NEW USES AND OTHER EVALUATIONS	
TOXICOLOGY	RESIDUE
	Tolfenpyrad (269)
XDE-777	XDE-777 (999)
	Buprofezin (173)
	Acephate (095)
	Acetamiprid (246)
	Bifenthrin (178)
	Carbendazim (72)
	Chlorpyrifos (017)
	Clofenapyr (254)
	Clothianidin (238)
	Cypermethrin (118)
	Deltamethrin (35)
	Diazinon (022)
	Dicofol (026)
	Dimethoate (027)
	Fenpropathrin (185)
	Imidacloprid (206)
	Metalaxyl (138)
	Methomyl (094)
	Parathion (059)
	Phosalone (060)
	Phorate (112)
	Profenofos (171)
	Propiconazole (160)
	Thiamethoxam (245)
	Triazophos (143)
	Spiromesifen (294)
	Lambda-cyhalothrin (146)

NEW USES AND OTHER EVALUATIONS - EXTRAORDINARY MEETING	
TOXICOLOGY	RESIDUE
	Chlorantraniliprole (230)
Chlorothalonil (81)	Chlorothalonil (081)
	Mesotrione (277)
	Thiabendazole (065)
	S-Methoprene (147)
	Acetochlor (280)
	Tebuconazole (189)
	Flupyradifurone (285)
Boscalid (221)	Boscalid (221)
	Mandestrobin (999)
	Pendimethalin (292)
	Fosetyl-AI (302)
	Cyantraniliprole (263)
	Cyprodinil (207)
	Azoxystrobin (229)
	Dicamba (240)
	Flonicamid (282)
	Metaflumizone (236)

7 CORRIGENDA

Pesticide Residues in Food 2016. Report of the Joint Meeting of the FAO Panel of Experts on Pesticide Residues in Food and the Environment and the WHO Core Assessment Group on Pesticide Residues. FAO Plant Production and Protection Paper, 229, 2016

Changes are shown in bold

Fipronil (202)

Recommendations Page 92

Definition of the residue (for dietary risk assessment) for animal commodities: *fipronil, fipronil-desulfinyl, fipronil-sulfone and fipronil-thioether for plant and animal commodities, expressed as fipronil*

Annex 1 Page 425

Definition of the residue (for dietary risk assessment) for animal commodities: *fipronil, fipronil-desulfinyl, fipronil-sulfone and fipronil-thioether for plant and animal commodities, expressed as fipronil*

ANNEX 1 ACCEPTABLE DAILY INTAKES, SHORT-TERM DIETARY INTAKES, ACUTE REFERENCE DOSES, RECOMMENDED MAXIMUM RESIDUE LIMITS AND SUPERVISED TRIALS MEDIAN RESIDUE VALUES RECORDED BY THE 2017 MEETING

Pesticide (Codex reference number)	CCN	Commodity	Recommended Maximum residue level (mg/kg)		STMR or STMR-P mg/kg	HR or HR-P mg/kg																																																								
			New	Previous																																																										
<p>Abamectin (177) ADI: 0–0.001 mg/kg bw ARfD: 0.003 mg/kg bw</p> <p>Definition of the residue (for compliance with the MRL and for estimation of dietary exposure) for plant commodities: <i>Avermectin B1a.</i></p> <p>Definition of the residue (for compliance with the MRL and for estimation of dietary exposure) for animal commodities: <i>Avermectin B1a.</i></p> <p><i>The residue is fat-soluble.</i></p>																																																														
<p>Acetamiprid (246) ADI: 0–0.07 mg/kg bw ARfD: 0.1 mg/kg bw</p> <p>Definition of the residue (for compliance with the MRL and for estimation of dietary exposure) for plant commodities: <i>acetamiprid</i></p> <p>Definition of the residue (for compliance with the MRL and for estimation of dietary exposure) for animal commodities: <i>sum of acetamiprid and its desmethyl (IM-2-1) metabolite, expressed as acetamiprid.</i></p> <p><i>The residue is not fat-soluble.</i></p>																																																														
<table border="0"> <tr> <td>Azoxystrobin (229)</td> <td>FI 2540</td> <td>Pitaya</td> <td>0.3</td> <td></td> <td>0.041</td> <td></td> </tr> <tr> <td>ADI: 0–0.2 mg/kg bw</td> <td>GS 0659</td> <td>Sugar cane</td> <td>0.05</td> <td></td> <td>0.02</td> <td></td> </tr> <tr> <td>ARfD: Unnecessary</td> <td>SO 0495</td> <td>Rape seed</td> <td>0.5</td> <td></td> <td>0.02</td> <td></td> </tr> <tr> <td></td> <td></td> <td>Refined sugar</td> <td></td> <td></td> <td>0.0066</td> <td></td> </tr> <tr> <td></td> <td>DM 0659</td> <td>Sugar cane molasses</td> <td></td> <td></td> <td>0.05</td> <td></td> </tr> </table> <p>Definition of the residue (for compliance with the MRL and for estimation of dietary exposure) for plant and animal commodities: <i>azoxystrobin.</i></p> <p><i>The residue is fat-soluble.</i></p>							Azoxystrobin (229)	FI 2540	Pitaya	0.3		0.041		ADI: 0–0.2 mg/kg bw	GS 0659	Sugar cane	0.05		0.02		ARfD: Unnecessary	SO 0495	Rape seed	0.5		0.02				Refined sugar			0.0066			DM 0659	Sugar cane molasses			0.05																						
Azoxystrobin (229)	FI 2540	Pitaya	0.3		0.041																																																									
ADI: 0–0.2 mg/kg bw	GS 0659	Sugar cane	0.05		0.02																																																									
ARfD: Unnecessary	SO 0495	Rape seed	0.5		0.02																																																									
		Refined sugar			0.0066																																																									
	DM 0659	Sugar cane molasses			0.05																																																									
<table border="0"> <tr> <td>Bicyclopyrone (295)*</td> <td>GC 0447</td> <td>Sweet corn (Corn on the cob) (kernels plus cob with husk removed)</td> <td>0.03</td> <td></td> <td>0.02</td> <td>0.023</td> </tr> <tr> <td>ADI: 0–0.003 mg/kg bw</td> <td>GC 0640</td> <td>Barley</td> <td>0.04</td> <td></td> <td>0.011</td> <td></td> </tr> <tr> <td>ARfD: 0.01 mg/kg bw</td> <td>GC 0645</td> <td>Maize</td> <td>0.02*</td> <td></td> <td>0</td> <td></td> </tr> <tr> <td>(women of child bearing age)</td> <td>GC 0654</td> <td>Wheat</td> <td>0.04</td> <td></td> <td>0.01</td> <td></td> </tr> <tr> <td></td> <td>GS 0659</td> <td>Sugar cane</td> <td>0.02*</td> <td></td> <td>0</td> <td>0</td> </tr> <tr> <td></td> <td>MO 0105</td> <td>Edible offal (mammalian)</td> <td>3</td> <td></td> <td>1.432 Liver</td> <td>2.75 Liver</td> </tr> <tr> <td></td> <td></td> <td></td> <td></td> <td></td> <td>0.53 Kidney</td> <td>0.57 Kidney</td> </tr> <tr> <td></td> <td>ML 0106</td> <td>Milks</td> <td>0.02*</td> <td></td> <td>0.02</td> <td>0.02</td> </tr> </table>							Bicyclopyrone (295)*	GC 0447	Sweet corn (Corn on the cob) (kernels plus cob with husk removed)	0.03		0.02	0.023	ADI: 0–0.003 mg/kg bw	GC 0640	Barley	0.04		0.011		ARfD: 0.01 mg/kg bw	GC 0645	Maize	0.02*		0		(women of child bearing age)	GC 0654	Wheat	0.04		0.01			GS 0659	Sugar cane	0.02*		0	0		MO 0105	Edible offal (mammalian)	3		1.432 Liver	2.75 Liver						0.53 Kidney	0.57 Kidney		ML 0106	Milks	0.02*		0.02	0.02
Bicyclopyrone (295)*	GC 0447	Sweet corn (Corn on the cob) (kernels plus cob with husk removed)	0.03		0.02	0.023																																																								
ADI: 0–0.003 mg/kg bw	GC 0640	Barley	0.04		0.011																																																									
ARfD: 0.01 mg/kg bw	GC 0645	Maize	0.02*		0																																																									
(women of child bearing age)	GC 0654	Wheat	0.04		0.01																																																									
	GS 0659	Sugar cane	0.02*		0	0																																																								
	MO 0105	Edible offal (mammalian)	3		1.432 Liver	2.75 Liver																																																								
					0.53 Kidney	0.57 Kidney																																																								
	ML 0106	Milks	0.02*		0.02	0.02																																																								

Pesticide (Codex reference number)	CCN	Commodity	Recommended Maximum residue level (mg/kg)		STMR or STMR-P mg/kg	HR or HR-P mg/kg
			New	Previous		
	MF 0100	Mammalian fats (except milk fats)	0.02*		0.02	0.02
	MM 0095	Meat (from mammals other than marine mammals)	0.02*		0.02	0.02
	CM 0654	Wheat, bran processed	0.1		0.023	
	CF 1210	Wheat, germ	0.06		0.014	
	CF 0640	Barley bran, processed	0.1		0.025	
	AS 0640	Barley straw and fodder, Dry	0.8 (dw)		0.025 (hay) 0.115 (straw)	0.68 (hay) 0.25 (straw)
	AS 0645	Maize fodder (dry)	0.5		0.054	0.39
	AS 0654	Wheat straw and fodder, Dry	0.8 (dw)		0.025 (hay) 0.115 (straw)	0.68 (hay) 0.25 (straw)
	AS 0447	Sweet corn fodder	0.5 (dw)		0.054	0.39
	PE 0112	Eggs	0.01*		0.01	0.01
	PO 0111	Poultry edible offal	0.01*		0.01	0.01
	PF 0111	Poultry fats	0.01*		0.01	0.01
	PM 0110	Poultry meat	0.01*		0.01	0.01
<p>Definition of the residue (for compliance with the MRL and for the estimation of dietary exposure) for plant commodities: <i>sum of bicyclopyrone and its structurally-related metabolites determined as the sum of the common moieties 2-(2-methoxyethoxymethyl)-6-(trifluoromethyl)pyridine-3-carboxylic acid (SYN503780) and 2-(2-hydroxyethoxymethyl)-6-(trifluoromethyl)pyridine-3-carboxylic acid (CSCD686480), expressed as bicyclopyrone.</i></p> <p>Definition of the residue (for compliance with the MRL and for the estimation of dietary exposure) for animal commodities: <i>sum of bicyclopyrone and its structurally-related metabolites determined as the sum of the common moieties 2-(2-methoxyethoxymethyl)-6-(trifluoromethyl)pyridine-3-carboxylic acid (SYN503780) and 2-(2-hydroxyethoxymethyl)-6-(trifluoromethyl)pyridine-3-carboxylic acid (CSCD686480), expressed as bicyclopyrone.</i></p> <p><i>The residue is not fat-soluble.</i></p> <p>dw = dry weight basis</p>						
<p>Captan (007) ADI: 0–0.1 mg/kg bw ARfD: 0.3 mg/kg bw (for women of child bearing age)</p> <p>Definition of the residue (for compliance with MRLs and for estimation of dietary exposure) for plant and animal commodities: <i>Captan</i></p> <p><i>The residue is not fat soluble</i></p>						
Chlormequat (015)**	GC 0640	Barley	2	2	0.37	-
ADI: 0–0.05 mg/kg bw	AS 0640	Barley straw and fodder, dry	50 (dw)		4.15 (as)	30 (as)
ARfD: 0.05 mg/kg bw	SO 0691	Cotton seed	W	0.5		
	MO 0105	Edible offal (mammalian)	1		0.086 Liver 0.34 Kidney	0.42 Liver 0.88 Kidney
	PE 0112	Eggs	0.1	0.1	0.04	0.079
	MM 0184	Goat meat	W	0.2		
	FB 0269	Grapes	0.04*		0.04	0.04
	MO 0098	Kidney of cattle, goats, pigs and sheep	W	0.5		
	MO 0099	Liver of cattle, goats, pigs and sheep	W	0.1		
	AS 0645	Maize fodder (dry)	W	7		
	MF 0100	Mammalian fats (except milk fats)	0.1		0.04	0.083
	MM 0095	Meat (from mammals other than marine mammals)	0.2		0.04	0.091
	MM 0097	Meat of cattle, pigs and sheep	W	0.2		
	ML 0106	Milks	0.3		0.12	-

Pesticide (Codex reference number)	CCN	Commodity	Recommended Maximum residue level (mg/kg)		STMR or STMR-P mg/kg	HR or HR-P mg/kg
			New	Previous		
	ML 0107	Milk of cattle, goats and sheep	W	0.5		
	GC 0647	Oats	4	10	1.3	-
	AS 0647	Oat straw and fodder, dry	7 (dw)		0.93 (as)	3.5 (as)
	PO 0111	Poultry, edible offal of	0.1	0.1	0.04	0.072
	PF 0111	Poultry fats	0.04*		0.04	0.04
	PM 0110	Poultry meat	0.04*	0.04*	0.04	0.04
	SO 0495	Rape seed	W	5		
	OC 0495	Rape seed oil, Crude	W	0.1		
	GC 0650	Rye	6	3	1.1	-
	CM 0650	Rye bran, unprocessed	20	10	6.6	
	CF 1250	Rye flour	W	3		
	AS 0650	Rye straw and fodder, dry	20 (dw)		4.2 (as)	8.9 (as)
	CF 1251	Rye wholemeal	8	4	1.4	
	AS 0081	Straw and fodder (dry) of cereal grains	W	30		
	GC 0653	Triticale	5	3	0.92	-
	AS 0653	Triticale straw and fodder, dry	80 (dw)		12 (as)	51 (as)
	GC 0654	Wheat	2	3	0.58	-
	CM 0654	Wheat bran, unprocessed	7	10	1.7	-
	CF 1211	Wheat flour	W	2		
	AS 0654	Wheat straw and fodder, dry	80 (dw)		13 (as)	55 (as)
	CF 1212	Wheat wholemeal	W	5		
		Pearl barley			0.33	
		Malt			0.33	
		Spent grain			0.007	
		Beer			0.074	
		Oat flakes			1.04	
	CF 1250	Rye flour			1.1	
		Rye wholemeal bread			1.0	
		White (type 550) wheat flour			0.17	
		Wholemeal flour			0.55	
	CF 1212	Wheat wholemeal			0.70	
		Wheat wholemeal bread			0.31	
					8.7	
Definition of the residue (for compliance with MRLs and for estimation of dietary exposure) for plant and animal commodities: <i>sum of chlormequat cation</i>						
<i>The residue is not fat-soluble</i>						
dw = dry weight basis;						
as = as received						
Cyflumetopril (296)*	FS 0013	Subgroup of Cherries (includes all commodities in this subgroup)	0.9	-	0.17	-
ADI: 0-0.04 mg/kg bw	VO 2700	Cherry Tomato	0.1	-	0.041	-
ARfD: Unnecessary	VC 2039	Subgroup of Cucumbers and Summer Squashes (includes all commodities in this subgroup)	0.06	-	0.028	-
	DV 0448	Tomato, dried	0.4	-	0.14	-
	MO 0105	Edible offal (mammalian)	0.01*	-	0.0008	-
	VO 2046	Subgroup of Eggplants (includes all commodities in this subgroup)	0.1	-	0.0008 kidney 0.0008 liver	-
	VB 0042	Subgroup of Flowerhead	1	-	0.041	-
					0.38	-

Pesticide (Codex reference number)	CCN	Commodity	Recommended Maximum residue level (mg/kg)		STMR or STMR-P mg/kg	HR or HR-P mg/kg
			New	Previous		
		Brassicas (includes all commodities in this subgroup)				
	VB 2036	Subgroup of Head Brassicas (includes all commodities in this subgroup)	0.7	-	0.066	-
	VL 0054	Subgroup of Leaves of Brassicaceae <i>Brassica</i> spp. (includes all commodities in this subgroup)	15	-	4.3	-
	MM 0095	Meat (from mammals other than marine mammals)	0.01* (fat)	-	0.0008 fat 0 muscle	-
	VC 2040	Subgroup of Melons, Pumpkins and Winter squashes (includes all commodities in this group)	0.15	-	0.055	-
	MF 0100	Mammalian fats (except milk fats)	0.01*	-	0.0008	-
	ML 0106	Milks	0.01*	-	0.000024	-
	FM 0183	Milk fats	0.01*	-	0.0006	-
	FS 2001	Subgroup of Peaches (including Apricots and Nectarines) (includes all commodities in this subgroup)	0.3	-	0.0715	-
	VO 0051	Subgroup of Peppers (except Martynia, Okra and Roselle)	0.2	-	0.063	-
	HS 0444	Peppers, Chili, dried	2	-	0.63	-
	FP 0009	Group of Pome fruits (includes all commodities in this group)	0.3	-	0.073	-
	FS 0014	Subgroup of Plums (includes all commodities in this subgroup)	0.2	-	0.067	-
	DF 0014	Prunes, dried	0.8	-	0.25	-
	FB 0269	Grapes	0.8	-	0.15	-
	VO 0448	Tomato	0.1	-	0.041	-
	AS 0081	Straw and fodder, dry of cereal grains	0.45 (dw)	-	0.0475 (as)	0.18 (as)
	JF 0226	Apple juice			0.024	
	JF 0269	Grape juice			0.54	
	-	Grape wine			0.053	
	-	Tomato, canned			0.008	
	VW 0448	Tomato paste			0.040	
	JF 0448	Tomato juice			0.046	

Definition of the residue for compliance with the MRL for plant and animal commodities: *cyclaniliprole*.

Definition of the residue (for estimation of dietary exposure) for plant commodities: *cyclaniliprole* + 3-bromo-2-((2-bromo-4H-pyrazolo[1,5-d]pyrido[3,2-b]-[1,4]oxazin-4-ylidene)amino)-5-chloro-N-(1-cyclopropylethyl)benzamide (NK-1375), expressed as *cyclaniliprole* equivalents.

The molecular weight conversion factor to express NK-1375 in *cyclaniliprole* equivalents = 1.064.

Definition of the residue (for estimation of dietary exposure) for animal commodities: *cyclaniliprole*

The residue is fat soluble

(dw) dry weight
(as) Based on as received basis.

Pesticide (Codex reference number)	CCN	Commodity	Recommended Maximum residue level (mg/kg)		STMR or STMR-P mg/kg	HR or HR-P mg/kg
			New	Previous		
Cyprodinil (207) ADI: 0–0.03 mg/kg bw ARfD: Unnecessary	VS 0620	Artichoke, globe	4	-	1.20	
	VR 0577	Carrot	1.5	0.7	0.195	
	VS 0624	Celery	30	-	8.45	
	FT 0336	Guava	1.5	-	0.485	
	FI 0355	Pomegranate	10 (Po)	-	3.30	
	VP 2060	Subgroup of Beans with pods (includes all commodities in this subgroup)	2	0.7	0.60	
	VP 0061	Beans except broad bean and soya bean	W	0.7	0.165	-
	VR 0589	Potato	0.01*	-	0.01	
	TN 0085	Tree nuts (except almond and pistachio)	0.04	-	0.01	
	Definition of the residue (for compliance with MRLs and for estimation of dietary exposure) for plant and animal commodities: <i>sum of cyprodinil</i>					
<i>The residue is fat-soluble</i>						
2,4-D (020) ADI: 0–0.01 mg/kg bw ARfD: Unnecessary						
Definition of the residue (for compliance with MRLs and for estimation of dietary exposure) for plant and animal commodities: <i>sum of 2,4-D</i>						
Difenoconazole (224) ADI: 0–0.01 mg/kg bw ARfD: 0.3 mg/kg bw	FP 0009	Pome fruits	4 (Po)	0.8	1.1	2.6
	FB 0020	Blueberries	4		1.0	2.2
	FB 0275	Strawberries	2		0.42	1.2
	FI 2540	Pitaya (dragon fruit)	0.15		0.034	0.083
	VC 0432	Watermelon	0.02		0.01	0.01
	VO 0050	Fruiting vegetables other than cucurbits	W	0.6		
	VO 0050	Group of Fruiting vegetables other than cucurbits (except Peppers, Chili) ^a	0.6			
	VO 0444	Peppers, Chili	0.9		0.24	0.41
	HS 0444	Peppers, Chili, dried	5	5	1.08	1.85
	GC 0447	Sweet corn (Corn on the cob) (kernels plus cob with husk removed)	0.01*		0.01	0.01
	VD 2065	Subgroup of dry beans (except soya bean)	0.05		0.011	
	VD 2066	Subgroup of dry peas (includes all commodities in this subgroup)	0.15		0.028	
	DV 0604	Ginseng, dried including red ginseng	0.8	0.2	0.18	0.42
	VS 0620	Globe artichoke	1.5		0.505	0.64
	GC 0649	Rice	8		1.1	-
	CM 1205	Rice, polished	0.07		0.0086	
	AS 0649	Rice straw and fodder, dry	17 (dw)		2.15 (as)	10 (as)
	SB 0716	Coffee beans	0.01*		0.01	-
AS 0447	Sweet corn fodder	0.01* (dw)		0.01as)	0.01as)	

Pesticide (Codex reference number)	CCN	Commodity	Recommended Maximum residue level (mg/kg)		STMR or STMR-P mg/kg	HR or HR-P mg/kg
			New	Previous		
	CM 1207	Rice bran, unprocessed			0.76	-
Definition of the residue (for compliance with the MRL and for estimation of dietary exposure) for plant commodities: <i>difenoconazole</i> .						
Definition of the residue (for compliance with the MRL and for estimation of dietary exposure) for animal commodities: <i>sum of difenoconazole and 1-[2-chloro-4-(4-chloro-phenoxy)-phenyl]-2-(1,2,4-triazol-1-yl)-ethanol</i> , expressed as <i>difenoconazole</i> .						
<i>Residue is fat-soluble.</i>						
^a replaces previous recommendation for Fruiting vegetables other than Cucurbits (except sweetcorn and mushrooms).						
(dw) - dry weight: (as) – on an as received basis						
Fenazaquin (297)*	FS 0013	Subgroup of cherries (includes all commodities in this subgroup)	2		0.56	0.965
ADI: 0–0.05 mg/kg bw ARfD: 0.1 mg/kg bw	DH 1100	Hops, dry	30		9	
Definition of the residue for plant commodities for compliance and for dietary risk assessment: <i>fenazaquin</i>						
Definition of the residue (for compliance and estimation of dietary exposure) for animal commodities: the sum of <i>fenazaquin</i> and the metabolite <i>2-hydroxy-fenazaquin acid</i> expressed as <i>fenazaquin</i> .						
<i>The residue is fat soluble.</i>						
Fenpropimorph (188)**	FI 0327	Banana	2	2	0.08	0.43
ADI: 0–0.004 mg/kg bw	GC 0640	Barley	0.2	0.5	0.085	
ARfD: 0.1 mg/kg bw (Women of child bearing age)	AS 0640	Barley straw and fodder, dry	0.5	5	0.68	2.4
	MO 0105	Edible offal (mammalian)	0.7		0.142 Liver 0.031 Kidney	0.516 Liver 0.101 Kidney
ARfD: 0.4 mg/kg bw (General population)	PE 0112	Eggs	0.005*	0.01*	0	0
	MO 0098	Kidney of cattle, goats, pigs and sheep	W ^a	0.05		
	MO 0099	Liver of cattle, goats, pigs and sheep	W ^a	0.3		
	MF 0100	Mammalian fats (except milk fats)	0.05	0.01	0.012	0.037
	MM 0095	Meat (from mammals other than marine mammals)	0.04	0.02	0.0077	0.027
	ML 0106	Milks	0.01	0.01	0.0027	0.0077
	GC 0647	Oats	0.2	0.5	0.085 (0.075 ^b)	
	AS 0647	Oats straw and fodder, dry	0.5	5	0.68	2.4
	PF 0111	Poultry fats	0.005*	0.01*	0	0
	PM 0110	Poultry meat	0.005*	0.01*	0	0
	PO 0111	Poultry, Edible offal of	0.005*	0.01*	0	0
	GC 650	Rye	0.07	0.5	0.017	
	AS 650	Rye straw and fodder, dry	0.5	5	0.68	2.4
	VR 0596	Sugar beet	0.03	0.05*	0.013	
	AV 1051	Fodder beet leaves or tops	W	1		
	AB 0596	Sugar beet pulp, dry	0.1		0.0442 (dw)	
	GC 0653	Triticale	0.07		0.017	
	AS 0653	Triticale straw and fodder, dry	0.5		0.68	2.4
	GC 0654	Wheat	0.07	0.5	0.017	

Pesticide (Codex reference number)	CCN	Commodity	Recommended Maximum residue level (mg/kg)		STMR or STMR-P mg/kg	HR or HR-P mg/kg
			New	Previous		
	CM 0654	Wheat bran, unprocessed	0.2		0.0493	
	CF 1210	Wheat germ	0.3		0.0561	
	AS 0654	Wheat straw and fodder, dry	0.5	5	0.68	2.4
	CF 1212	Wheat wholemeal	0.1		0.0238	
		Beer			0.000136	
		Pot Barley			0.0306	
		Barley flour			0.085	
	CF 1211	Wheat flour			0.00595	
		Oat flakes			0.0272	
	DM 0596	Sugar beet molasses			0.00065	
		Sugar, refined			0.00065	
dw = dry weight basis						
^a to be replaced by edible offal (mammalian) recommendation						
Definition of the residue (for compliance with MRLs and for estimation of dietary exposure) for plant commodities: <i>fenpropimorph</i>						
Definition of the residue (for compliance with the MRLs and for estimation of dietary exposure) for animal commodities: 2- <i>methyl-2-(4-[2-methyl-3-(cis-2,6-dimethylmorpholin-4-yl)propyl]phenyl)propionic acid, expressed as fenpropimorph.</i>						
<i>The residue is not fat soluble</i>						
Fenpyrazamine (298)*	FS 0013	Subgroup of Cherries (includes all commodities in this subgroup)	3		0.74	2.2
ADI: 0-0.3 mg/kg bw	FS 0014	Subgroup of Plums(includes all commodities in this subgroup)	2		0.455	1.7
ARfD: 0.8 mg/kg bw	FS 2001	Subgroup of Peaches (includes all commodities in this subgroup)	4		1.1	3.8
	FB 2005	Subgroup of Cane berries (includes all commodities in this subgroup)	5		2.05	3.3
	FB 2006	Subgroup of Bush berries (includes all commodities in this subgroup)	4		0.985	2.9
	FB 0269	Grapes	4		1.25	3.4
	DF 0269	Dried grapes	12		3.38	9.2
	FB 0275	Strawberry	3		0.94	2.0
	VC 0424	Cucumber	0.7		0.23	0.38
	VO 0445	Peppers, sweet (including pimento or pimienta)	3		0.90	1.5
	VO 0448	Tomato	3		0.81	1.8
	VO 2700	Cherry tomato	3		0.81	1.8
	VO 2046	Subgroup of eggplants (includes all commodities in this subgroup)	3		0.81	1.8
	VL 0482	Lettuce, Head	1.5		0.195	2.4
	VL 0483	Lettuce, Leaf	1.5		0.195	2.4
	VR 0604	Ginseng	0.7		0.20	0.38
	TN 0660	Almond	0.01*		0.02	
	MF 0100	Mammalian fats (except milk fats)	0.02*	-	0	0
	MM 0095	Meat (from mammals other than marine mammals)	0.02*	-	0	0
	ML 0106	Milks	0.01*	-	0	-
	MO 0105	Edible offal (mammalian)	0.05	-	0.018	0.018 Kidney

Pesticide (Codex reference number)	CCN	Commodity	Recommended Maximum residue level (mg/kg)		STMR or STMR-P mg/kg	HR or HR-P mg/kg
			New	Previous		
					Kidney 0.038 Liver	0.038 Liver
		Grape juice			0.5	
		White wine			1.88	
		Red wine			1.12	
Definition of the residue for plant commodities (for enforcement of MRLs): <i>Fenpyrazamine</i>						
Definition of the residue for plant commodities (for estimation of dietary exposure): <i>Sum of fenpyrazamine and 5-amino-1,2-dihydro-2-isopropyl-4-(o-tolyl)pyrazol-3-one (S-2188-DC), expressed as fenpyrazamine</i>						
Definition of the residue for animal commodities (for enforcement of MRLs and for estimation of dietary exposure): <i>Sum of fenpyrazamine and 5-amino-1,2-dihydro-2-isopropyl-4-(o-tolyl)pyrazol-3-one (S-2188-DC), expressed as fenpyrazamine</i>						
<i>The residue is not fat-soluble.</i>						
Fenpyroximate (193)**	FP 0226	Apple	0.2		0.075	0.15
ADI: 0–0.01 mg/kg bw	FI 0326	Avocado	0.2	0.2	0.05	0.1
ARfD: 0.01 mg/kg bw	FP 0230	Pear	0.2		0.078	0.14
	FS 0013	Subgroup of Cherries (includes all commodities in this subgroup) ^a	2	2	0.585	0.99
	FS 0247	Peach ^a	0.8		0.155	0.33
	FS 0240	Apricot	0.4		0.17	0.25
	FS 0014	Subgroup of Plums (including fresh prunes) (includes all commodities in this subgroup)	0.8		0.155	0.33
	FC 0001	Group of Citrus fruit (includes all commodities in this group)	0.6	0.5	0.020	0.0364
	FB 0269	Grapes	0.1	0.1	0.035	0.06
	FB 0275	Strawberries	0.3	0.8	0.06	0.2
	FB 0272	Raspberry	0.2		0.07	0.11
	VC 0424	Cucumber	0.3	0.3	0.13	0.24
	VC 0431	Squash, summer	0.06		0.025	0.04
	VC 0046	Melons, except watermelon,	0.2	0.05	0.05	0.09
	VC 0432	Watermelon ^a	0.05		0.1	0.1
	VO 0051	Subgroup of Peppers (except Martynia, Okra and Roselle)	0.2		0.05	0.13
	VO 2046	Subgroup of Eggplants (includes all commodities in this subgroup)	0.3		0.1	0.17
	VO 0448	Tomato	0.3		0.1	0.17
	VO 2700	Cherry tomato,	0.3		0.1	0.17
	VP 2060	Subgroup of Beans with pods (includes all commodities in this subgroup)	0.5		0.075	0.42
	VR 0589	Potato,	0.05*	0.05	0	0
	GC 0645	Maize	0.01*		0.01	
	TN 0085	Tree nut	0.05*	0.05*	0	0
	SB 0716	Coffee beans	0.07		0.025	0.04
	DH 1100	Hops, dry	15	10	5.15	
	DT 1114	Tea, green, black, dried	8		1.4	
	ML 0106	Milks	0.01*	0.01*	0.0015	
	MM 0095	Meat (from mammals other than marine mammals)	0.1(fat)	0.2(fat)	0.01 muscle	0.02
	MO 0105	Edible offal (mammalian)	0.5	0.02	0.24	0.455
	MF 0100	Mammalian fats (except milk	0.1	0.01	0.03	0.089

Pesticide (Codex reference number)	CCN	Commodity	Recommended Maximum residue level (mg/kg)		STMR or STMR-P mg/kg	HR or HR-P mg/kg
			New	Previous		
		fats)				
	DF 0226	Apples, dried	1		0.33	0.66
	DF 0269	Dried grapes (= Currants, Raisins and Sultanas)	0.2	0.3	0.07	0.12
	OR 0001	Citrus oil	25		6.5	
	OC 0645	Maize fodder	5		2.05	4.1
	VO 0050	Fruiting vegetable other than cucurbits	W	0.2		
	FP 0009	Pome fruits	W	0.3		
	DF 0014	Prunes dry	W	0.7		
	FS 0012	Stone fruits	W	0.4		
	VP 0526	Common beans (pod and/or immature seeds	W	0.4		
	HS 0444	Peppers, Chili, dried	W	1.0		
	JF 0226	Apple juice			0.012	
		Apple sauce			0.0135	
	JF 0269	Grape juice			0.005	
		Grape wine			0.005	
	JF 0448	Tomato juice			0.064	
		Tomato canned			0.04	0.067
	MW 0448	Tomato purée			0.072	
	DM 0001	Citrus molasses			0.011	
	JF 0001	Citrus juice			0.0048	
	CF 0645	Maize meal			0.0015	
	CF 1255	Maize flour			0.0037	
		Maize grits			0.00016	
	OR 0645	Maize oil			0.0099	
	DT 0171	Teas (Tea and Herb teas)			0.015	
Definition of the residue (for compliance with the MRL) for plant commodities : <i>Fenpyroximate</i>						
Definition of the residue (for estimation of dietary exposure) for plant and animal commodities: <i>sum of parent fenpyroximate and isobutyl (Z)-α-(1,3-dimethyl-5-phenoxy-pyrazol-4-yl)methyleneamino-oxy)-p-toluate (its Z-isomer M-1), expressed as fenpyroximate</i>						
Definition of the residue (for compliance with the MRL) for animal commodities: <i>sum of fenpyroximate, 2-hydroxymethyl-2-propyl (E)-4-[(1,3-dimethyl-5-phenoxy-pyrazol-4-yl)-methylenaminooxymethyl]benzoate (Fen-OH), and (E)-4-[(1,3-dimethyl-5-phenoxy-pyrazol-4-yl)methyleneaminooxymethyl]benzoic acid (M-3), expressed as fenpyroximate.</i>						
Definition of the residue (for estimation of dietary exposure) for animal commodities: <i>sum of fenpyroximate, 2-hydroxymethyl-2-propyl (E)-4-[(1,3-dimethyl-5-phenoxy-pyrazol-4-yl)-methylenaminooxymethyl]benzoate (Fen-OH), (E)-4-[(1,3-dimethyl-5-phenoxy-pyrazol-4-yl)methyleneaminooxymethyl]benzoic acid (M-3), and (E)-4-[(1,3-dimethyl-5-(4-hydroxyphenoxy)pyrazol-4-yl)methyleneaminooxymethyl]benzoic acid (M-5, free and its conjugates), expressed as fenpyroximate</i>						
<i>The residue is fat-soluble</i>						
^a The information provided to the JMPR precludes an estimate that the dietary exposure for cherry, peach, plums, watermelon, dried tomatoes and dried plums would be below the ARfD.						
Flonicamid (282)	VP 2060	Subgroup of Beans with pods (except soya bean (succulent seeds in pods))	0.7		0.1055	
ADI: 0-0.07 mg/kg bw	VP 2061	Subgroup of Peas with pods	0.8		0.14	
ARfD: Unnecessary	VP 2062	Subgroup of Succulent beans without pods (except soya bean (succulent seeds))	0.3		0.077	
	VP 2063	Subgroup of Succulent peas without pods	0.4		0.077	

Pesticide (Codex reference number)	CCN	Commodity	Recommended Maximum residue level (mg/kg)		STMR or STMR-P mg/kg	HR or HR-P mg/kg
			New	Previous		
	VD 2065	Subgroup of Dry beans (except soya bean (dry))	0.15		0.02	
	VD 2066	Subgroup of Dry peas	1		0.16	
Definition of the residue (for compliance with MRLs and estimation for estimation of dietary exposure) for plant commodities: <i>Flonicamid</i>						
Definition of the residue (for compliance with MRLs and estimation of dietary exposure) for animal commodities: <i>Flonicamid and the metabolite TFNA-AM, expressed as flonicamid.</i>						
<i>The residue is not fat soluble.</i>						
Fluensulfone (265)						
ADI: 0–0.01 mg/kg bw						
ARfD: 0.3 mg/kg bw						
Definition of the residue (for compliance with MRLs) for plant commodities: <i>sum of fluensulfone and 3,4,4-trifluorobut-3-ene-1-sulfonic acid (BSA), expressed as fluensulfone equivalents.</i>						
Definition of the residue (for estimation of dietary exposure) for plant commodities: <i>fluensulfone</i>						
Definition of the residue (for compliance with MRLs and for estimation of dietary exposure) for animal commodities: <i>fluensulfone</i>						
<i>Residue is fat-soluble.</i>						
Fluopyram (243)	VS 0620	Artichoke, globe	0.4		0.13	0.22
ADI: 0–0.01 mg/kg bw	GC 0640	Barley	0.2		0.017	
ARfD: 0.5 mg/kg bw	AS 0640	Barley straw and fodder, dry	2		0.095	1.1
	HH 0722	Basil	70		19	32
	DH 0722	Basil, dry	400		96	187
	AL 0061	Bean fodder	70		19	29
	VD 0071	Beans (dry)	W	0.07		
	FB 0264	Blackberries	W	3		
	VO 2700	Cherry tomato	0.4		0.09	0.23
	VD 0524	Chick-pea (dry)	W	0.07		
	SO 0691	Cottonseed	0.8	0.01*	0.0585	
	HS 0730	Dill seed	70		23.5	
	MO 0105	Edible offal (mammalian)	8		3.8 Liver 0.6 kidney	7.4 Liver 1.2 kidney
	PE 0112	Eggs	2	1	0.46	1.4
	DH 1100	Hops (dry)	50		10.35	
	MO 0098	Kidney of cattle, goats, pigs and sheep	W	0.8		
	VD 0533	Lentil (dry)	W	0.07		
	MO 0099	Liver of cattle, goats, pigs and sheep	W	5		
	VD 0545	Lupin (dry)	W	0.07		
	AS 0645	Maize fodder	18		1.85	13
	MF 0100	Mammalian fat	1.5		0.67	1.5
	FI 0345	Mango	1		0.02	0.053
	MM 0095	Meat (from mammals other than marine mammals)	1.5	0.8	0.51	1
	ML 0106	Milks	0.8	0.5	0.48	
	AS 0647	Oat straw and fodder, dry	2		0.095	1.1
	GC 0647	Oats	0.2		0.017	
	VA 0387	Onion, Welsh	2		0.41	0.96

Pesticide (Codex reference number)	CCN	Commodity	Recommended Maximum residue level (mg/kg)		STMR or STMR-P mg/kg	HR or HR-P mg/kg
			New	Previous		
	AL 0072	Pea hay or Pea fodder (dry)	100		18	48
	SO 0697	Peanut	0.2	0.03	0.033	
	AL 0697	Peanut fodder	47		5.4	21
	HS 0444	Peppers Chili, dried	30	5	1.4	14
	VR 0589	Potato	0.15	0.03	0.021	0.083
	PF 0111	Poultry fat	1		0.28	0.9
	PM 0110	Poultry meat	1.5	0.5	0.19	0.95
	PO 0110	Poultry, Edible offal of	5	2	0.88	3
	FC 0005	Pummelo and Grapefruits (including Shaddock-like hybrids, among others Grapefruit)	0.4		0.14	0.23
	FB 0272	Raspberries, Red, Black	W	3		
	GC 0649	Rice	4		0.615	
	AS 0649	Rice straw and fodder, dry	17		2.55	6.7
	GC 0650	Rye	0.9		0.19	
	AS 0650	Rye straw and fodder, dry	23		4.8	12
	VD 0541	Soya bean (dry)	0.3		0.0205	
	AL 0541	Soya bean fodder	35		6.1	20
	VA 0389	Spring onion	15		5.1	7.3
	FB 2006	Subgroup of Bush berries (includes all commodities in this subgroup)	7		1.15	4.9
	FB 2005	Subgroup of Cane berries (includes all commodities in this subgroup)	5		0.83	2.5
	FS 0013	Subgroup of Cherries (includes all commodities in this subgroup)	2	0.7	0.57	1.2
	VD 2065	Subgroup of Dry Beans (except Soya bean (dry))	0.15		0.015	
	VD 2066	Subgroup of Dry Peas (includes all commodities in this subgroup)	0.7		0.058	
	VO 2046	Subgroup of Eggplants (includes all commodities in this subgroup)	0.5		0.11	0.37
	FC 0002	Subgroup of Lemons and Limes (includes all commodities in this subgroup)	1		0.325	0.51
	GC 2091	Subgroup of Maize Cereals (includes all commodities in this subgroup)	0.02		0.01	
	FC 0003	Subgroup of Mandarins (includes all commodities in this subgroup)	0.6		0.15	0.37
	FC 0004	Subgroup of Oranges, Sweet, Sour (includes all commodities in this subgroup)	0.6		0.15	0.37
	VO 0051	Subgroup of Peppers (except Martynia, Okra, Roselle)	3	0.5	0.14	1.4
	SO 0702	Sunflower seed	0.7		0.066	
	GC 0447	Sweet corn (Corn on the cob) (kernels plus cob with husk removed)	0.01*		0.01	0.01
	VO 0448	Tomato	0.5	0.4	0.11	0.37
	GC 0653	Triticale	0.9		0.19	
	AS 0653	Triticale straw and fodder, dry	23		4.8	12
	GC 0654	Wheat	0.9		0.19	
	AS 0654	Wheat straw and fodder, dry	23		4.8	12

Pesticide (Codex reference number)	CCN	Commodity	Recommended Maximum residue level (mg/kg)		STMR or STMR-P mg/kg	HR or HR-P mg/kg
			New	Previous		
	VL 2832	Witloof chicory (sprouts)	0.15		0.02	0.07
		Cooked rice			0.0246	
	OR 0691	Cottonseed oil (refined)			0.000585	
		Maize bran			0.027	
	CF 1255	Maize flour			0.0085	
		Maize grits			0.0051	
	CF 0645	Maize meal			0.0081	
		Maize oil (dry milled)			0.0036	
		Maize oil (wet milled)			0.0058	
		Maize starch			0.0036	
	JF 0004	Orange juice			0.0015	
	OR 0004	Orange oil, edible			2.4	
		Orange peel			0.27	0.67
		Orange flesh			0.024	0.059
		Peanut butter			0.0073	
		Peanut meal			0.0063	
	OR 0697	Peanut oil			0.00033	
		Potato (peeled)			0.013	0.053
		Potato chips (crisps)			0.013	
		Potato flakes			0.021	
	CM 1206	Rice bran, Unprocessed			0.68	
	CM 1207	Rice hulls			1.23	
	CM 0649	Rice, Husked			0.178	
	CM 1205	Rice, Polished			0.0676	
		Soya bean flour			0.0008	
	AB 1265	Soya bean meal			0.001	
		Soya bean milk			0.00041	
	OR 0541	Soya bean oil			0.00041	
	OR 0702	Sunflower seed oil, Edible			0.00066	
	JF 0448	Tomato juice			0.04	
	VW 0448	Tomato paste			0.051	
		Tomato preserve			0.023	
		Tomato puree			0.08	
	CF 0654	Wheat bran, Processed			0.51	
	CF 1211	Wheat flour			0.023	
	CF 1210	Wheat germ			0.46	
<p>Definition of the residue (for compliance with the MRL and for the estimation of dietary exposure) for plant commodities: <i>fluopyram</i></p> <p>Definition of the residue (for compliance with the MRL) for animal commodities: <i>Sum of fluopyram and 2-(trifluoromethyl) benzamide, expressed as fluopyram</i></p> <p>Definition of the residue (for the estimation of dietary exposure) for animal commodities: <i>Sum of fluopyram, 2-(trifluoromethyl)benzamide and the combined residues of N-[(E)-2-[3-chloro-5-(trifluoromethyl)pyridin-2-yl]ethenyl]-2-trifluoromethyl benzamide and N-[(Z)-2-[3-chloro-5-(trifluoromethyl)pyridin-2-yl]ethenyl]-2-trifluoromethyl benzamide, all expressed as fluopyram.</i></p> <p><i>The residue is not fat-soluble.</i></p>						
Flupyradifurone (285)	FS 0013	Subgroup of Cherries (includes all commodities in this subgroup)	2		0.555	1.1
ADI: 0-0.08 mg/kg bw	FS 2001	Subgroup of Peaches (including Nectarine and Apricots) (includes all commodities in this subgroup)	1.5		0.39	1.1
ARfD: 0.2 mg/kg bw	FS 0014	Subgroup of Plums (including fresh Prunes) (includes all commodities in this subgroup)	0.4		0.23	0.59

Pesticide (Codex reference number)	CCN	Commodity	Recommended Maximum residue level (mg/kg)		STMR or STMR-P mg/kg	HR or HR-P mg/kg
			New	Previous		
	DF 0014	Prunes, dried	3		1.15	2.95
		Canned peaches			0.17	0.47
		Cooked cherries			0.19	0.38
Definition of the residue (for compliance with the MRL) for plant commodities: <i>Flupyradifurone</i>						
Definition of the residue (for estimation of dietary exposure) for plant commodities: <i>Sum of flupyradifurone, difluoroacetic acid and 6-chloronicotinic acid, expressed as parent equivalents</i>						
Definition of the residue (for compliance with the MRL and for estimation of dietary exposure) for animal commodities: <i>Sum of flupyradifurone and difluoroacetic acid, expressed as parent equivalents</i>						
<i>The residue is not fat-soluble.</i>						
Fosetyl AI (302)*	FI 0236	Avocado	20		3.4	
ADI: 0–1 mg/kg bw (Applies to fosetyl-aluminium and phosphonic acid, expressed as fosetyl-aluminium)	VC 0424	Cucumber	60		14	
ARfD: Unnecessary	MM 0105	Edible offal (mammalian)	0.5		0.29 kidney 0.22 liver	
	FB 0269	Grapes	60		15.5	
	FP 0009	Group of Pome fruits (includes all commodities in this group)	50		15	
	DH 1100	Hops (dry)	1500		350	
	VL 0482	Lettuce, Head	200		41	
	VL 0483	Lettuce, Leaf	40		9.1	
	MF 0100	Mammalian fats (except milk fats)	0.2		0.12	
	MM 0095	Meat (from mammals other than marine mammals)	0.15		0.12 fat 0.07 muscle	
	VC 0046	Melon (except water melon)	60		14	
	MM 0106	Milks	0.1		0.05	
	VO 0445	Peppers, Sweet, (including pimento or pimiento)	7		0.36	
	VL 0502	Spinach	20		4.1	
	FB 0275	Strawberries	70		11	
	FC 0003	Subgroup of Mandarins (includes all commodities in this subgroup)	50		13	
	FC 0004	Subgroup of Oranges, Sweet, Sour (includes all commodities in this subgroup)	20		4.8	
	VC 0431	Summer squash	70		25.5	
	VO 0448	Tomato	8		0.34	
	TN 0085	Tree nuts (includes all commodities in this group)	400		54	
	JF 0226	Apple juice			14	
		Apple puree (sauce)			11	
		Beer (hops)			1.7	
		Canned strawberries			5.6	
		Cooked spinach			3.8	
	JF 0269	Grape juice			15	
		Grape must			9.1	
	JF 0004	Orange juice			4.5	
		Strawberry jam			5.6	

Pesticide (Codex reference number)	CCN	Commodity	Recommended Maximum residue level (mg/kg)		STMR or STMR-P mg/kg	HR or HR-P mg/kg
			New	Previous		
	JF 0448	Tomato juice Tomato preserve Tomato puree Wine			0.27 0.3 0.48 12	
Definition of the residue (for compliance with the MRL and for estimation of dietary exposure) for plant commodities: <i>Sum of fosetyl, phosphonic acid and their salts, expressed as phosphonic acid</i>						
Definition of the residue (for compliance with the MRL and for estimation of dietary exposure) for animal commodities: <i>Phosphonic acid</i>						
<i>The residue is not fat soluble.</i>						
Imazamox (276) ADI: 0–3 mg/kg bw ARfD: 3 mg/kg bw	GC 0640 AS 0640	Barley Barley straw and fodder, dry	0.02 0.05 (dw)		0.04 0.05(dw)	0.05(dw)
Definition of the residue (for compliance with the MRL) for plant and animal commodities: <i>Imazamox</i> .						
Definition of the residue (for estimation of dietary exposure) for plant and animal commodities: <i>Sum of imazamox and 5-(hydroxymethyl)-2-(4-isopropyl-4-methyl-5-oxo-2-imazolin-2-yl) nicotinic acid (CL 263284), expressed as imazamox.</i>						
<i>The residue is not fat-soluble.</i>						
(dw) – dry weight						
Imazapyr (267) ADI: 0–3 mg/kg bw ARfD: Unnecessary	GC 0640 AS 0640	Barley Barley straw and fodder, dry	0.7 0.05 (dw)		0.175 0.05 (dw)	0.05 (dw)
Definition of the residue (for compliance with the MRL and for estimation of dietary exposure) for plant and animal commodities: <i>Imazapyr</i>						
<i>The residue is not fat-soluble.</i>						
(dw) – dry weight						
Imidacloprid (206) ADI: 0–0.06 mg/kg bw ARfD: 0.4 mg/kg bw						
Definition of the residue (for compliance with the MRL and for estimation of dietary exposure) for plant and animal commodities: <i>Sum of imidacloprid and its metabolites containing the 6-chloropyridinyl moiety, expressed as imidacloprid.</i>						
<i>The residue is not fat soluble</i>						
Isoprothiolane (299)* ADI: 0–0.1 mg/kg bw ARfD: Unnecessary	CM 0649 CM 1205 MM 0095 ML 0106 MF 0100 MO 0105	Rice, Husked Rice, polished Meat (from mammals other than marine mammals) Milks Mammalian fats (except milk fats) Edible offal (mammalian)	6 1.5 0.01 * 0.01 * 0.01 * 0.01 *		1.60 0.40 0 0 0 0	
Definition of the residue (for compliance with the MRL) for plant commodities: <i>isoprothiolane</i> .						

Pesticide (Codex reference number)	CCN	Commodity	Recommended Maximum residue level (mg/kg)		STMR or STMR-P mg/kg	HR or HR-P mg/kg
			New	Previous		
Definition of the residue (for estimation of dietary exposure) for rice: <i>isoprothiolane</i>						
Definition of the residue (for estimation of dietary exposure) for plants other than rice: <i>sum of isoprothiolane, diisopropyl-4-hydroxy-1,3-dithiolan-2-ylidenemalonate (M-3); free and conjugated, and 1-hydroxypropan-2-yl propan-2-yl 1,3-dithiolan-2-ylidenemalonate (M-5); free and conjugated, expressed as isoprothiolane</i>						
Definition of the residue (for compliance with the MRL and estimation of dietary exposure) for animal commodities: <i>sum of isoprothiolane and 2-(1,3-dithiolan-2-ylidene)-3-oxo-3-(propan-2-yloxy)propanoic acid (M-2), expressed as isoprothiolane</i>						
<i>The residue is not fat soluble</i>						
Isopyrazam (249)	FP 0009	Group of Pome fruits (includes all commodities in this group)	0.4		0.12	0.24
ADI: 0–0.06 mg/kg bw	VC 0424	Cucumber	0.06		0.0235	0.041
ARfD: 0.3 mg/kg bw	VC 0046	Melon, except watermelon	0.15		0.015	0.015
	VO 0445	Peppers, Sweet (including pimento or pimiento)	0.09		0.0305	0.050
	VO 2700	Cherry tomato	0.4		0.0535	0.23
	VO 0448	Tomato	0.4		0.0535	0.23
	VO 2046	Subgroup of Eggplants (includes all commodities in this group)	0.4		0.0535	0.23
	VR 0577	Carrot	0.15		0.022	0.10
	GC 0640	Barley	0.6	0.07	0.051	
	GC 0654	Wheat	0.03	0.03	0.015	
	GC 0650	Rye	0.03	0.03	0.015	
	GC 0653	Triticale	0.03	0.03	0.015	
	SO 0495	Rape seed	0.2		0.0415	
	SO 0697	Peanut	0.01		0.015	
	DF 0226	Apple, dry	3		0.71	1.4
	DV 0448	Tomato, dry	5		0.5885	2.53
	AS 0640	Barley straw and fodder, dry	15 (dw)	3	0.84	6.9
	AS 0650	Rye straw and fodder, dry	15 (dw)	3	0.84	6.9
	AS 0653	Triticale straw and fodder, dry	15 (dw)	3	0.84	6.9
	AS 0654	Wheat straw and fodder, dry	15 (dw)	3	0.84	6.9
	MF 0100	Mammalian fats (except milk fats)	0.03	0.01*	0.01	
	MM 0095	Meat (from mammals other than marine mammals)	0.03(fat)	0.01*	0.01	
	MO 0105	Edible offal (mammalian)	0.02	0.02	0.01	
	ML 0106	Milks	0.01*	0.01*	0.01	
	FM 0183	Milk fats	0.02	0.02	0.01	
	JF 0226	Apple juice			0.0036	
		Canned apple			0.0071	0.014
		Apple sauce			0.023	
		Apple paste			0.023	
		Barley malt			0.03	
		Barley beer			0.061	
		Pot barley			0.17	
	OR 0495	Rape seed oil, edible			0.038	
Definition of the residue (for compliance with the MRL) for plant commodities: <i>isopyrazam (sum of syn-isomer and anti-isomer)</i> .						
Definition of the residue (for estimation of dietary exposure) for plant commodities: <i>sum of isopyrazam and 3-difluoromethyl-1-methyl-1H-pyrazole-4-carboxylic acid [9-(1-hydroxyl-1-methylethyl)-(1RS, 4RS, 9RS)-1,2,3,4-tetrahydro-1,4-methanonaphthalen-5-yl]amide expressed as isopyrazam</i> .						

Pesticide (Codex reference number)	CCN	Commodity	Recommended Maximum residue level (mg/kg)		STMR or STMR-P mg/kg	HR or HR-P mg/kg
			New	Previous		
Definition of the residue (for compliance with the MRL for estimation of dietary exposure) for animal commodities: <i>isopyrazam</i> (sum of syn-isomer and anti-isomer).						
<i>The residue is fat-soluble.</i>						
Natamycin (300)*						
ADI: not established						
ARfD: not established						
Definition of the residue (for compliance with the MRL and for estimation of dietary exposure) for plant and animal commodities: <i>Natamycin</i>						
<i>The residue is not fat-soluble.</i>						
Oxamyl (126)**	FP 0226	Apple	W	2		
ADI: 0–0.009 mg/kg bw	VB 0402	Brussels sprouts	0.01*		0	0
ARfD: 0.009 mg/kg bw	VR 0577	Carrot	0.01*	0.1	0	0
	VO 2700	Cherry tomato	0.01*		0.01	0.01
	FC 0001	Group of Citrus fruit (includes all commodities in this group)	W	3		
	SO 0691	Cotton seed	W	0.2		
	VC 0424	Cucumber	0.02	1	0.01	0.016
	MO 0105	Edible offal (Mammalian)	0.01*		0	0
	MO 0096	Edible offal of cattle, goats, horse, pigs and sheep	W	0.02*		
	VO 0440	Eggplant (includes all commodities in this subgroup)	0.01*		0.01	0.01
	PE 0112	Eggs	W	0.02*		
	MF 0100	Mammalian fats (except milk fats)	0.01*		0	0
	MM 0095	Meat (from mammals other than marine mammals)	0.01*	0.02*	0	0
	VC 0046	Melons, except Watermelon	0.01	1	0.005	0.005
	ML 0106	Milks	0.01*	0.02*	0	0
	VR 0588	Parsnip	0.01*		0	0
	SO 0697	Peanut	W	0.05		
	AL 0697	Peanut fodder	W	0.2 (dw)		
	HS 0444	Peppers, Chili (dried)	0.01*		0	0
	VR 0589	Potato	0.01*	0.1	0	0
	PO 0111	Poultry, Edible offal of	W	0.02*	0	0
	PM 0110	Poultry meat	W	0.02*	0	0
	HS 0191	Spices, Fruits and Berries	W	0.07		
	HS 0193	Spices, Roots and Rhizomes	W	0.05		
	VC 0431	Squash, Summer	0.04		0.01	0.022
	VO 2046	Subgroup of Eggplants (includes all commodities in this subgroup)	0.01*		0.01	0.01
	VO 0051	Subgroup of Peppers (except Martynia, Okra and Roselle)	0.01*	5	0.01	0.01
	VR 0596	Sugar beet	0.01*		0	0
	VO 0448	Tomato	0.01*	2	0.01	0.01
	VC 0432	Watermelon	0.01		0.005	0.005
		Potato, baked			0	0
		Potato, boiled/microwaved			0	0

Pesticide (Codex reference number)	CCN	Commodity	Recommended Maximum residue level (mg/kg)		STMR or STMR-P mg/kg	HR or HR-P mg/kg
			New	Previous		
Definition of the residue (for compliance with the MRL and for estimation of dietary exposure) for plant and animal commodities: <i>Oxamyl</i> .						
<i>The residue is not fat-soluble</i>						
dw - dry weight						
Phosphonic acid (301)*						
ADI: 0–1 mg/kg bw (Applies to fosetyl-aluminium and phosphonic acid, expressed as fosetyl-aluminium)						
ARfD: Unnecessary						
Definition of the residue (for compliance with the MRL and for estimation of dietary exposure) for plant commodities: <i>Sum of fosetyl, phosphonic acid and their salts, expressed as phosphonic acid</i>						
Definition of the residue (for compliance with the MRL and for estimation of dietary exposure) for animal commodities: <i>Phosphonic acid</i>						
<i>The residue is not fat soluble</i>						
NB: The proposed maximum residue levels, STMRs are reported in the fosetyl-aluminium appraisal						
Picoxystrobin (258)	GC 0640	Barley	0.3		0.017	
ADI: 0–0.09 mg/kg bw	AS 0640	Barley straw and fodder, dry	7 (dw)		0.88 Hay (dw)	5.5 Hay (dw)
					0.225 Straw (dw)	1.7 Straw (dw)
ARfD: 0.09 mg/kg bw	MO 0105	Edible offal (mammalian)	0.02		0.01	0.012
	PE 0112	Eggs	0.01*		0	0
	GC 0645	Maize	0.015		0.01	
	AS 0645	Maize fodder	20 (dw)		3.8 (dw)	8.6 (dw)
	OR 0645	Maize oil, edible	0.15		0.069	
	MF 0100	Mammalian fats (except milk fats)	0.02		0.01	0.015
	MM 0095	Meat (from mammals other than marine mammals) (fat)	0.02		Muscle: 0 Fat: 0.01	Muscle: 0 Fat: 0.015
	ML 0106	Milks	0.01*		0	0
	GC 0647	Oats	0.3		0.017	
	AS 0647	Oat straw and fodder, dry	7 (dw)		0.88 Hay (dw)	5.5 Hay (dw)
					0.225 Straw (dw)	1.7 Straw (dw)
	AL 0072	Pea hay or pea fodder (dry)	150(dw)		12.5(dw)	64(dw)
	GC 0656	Popcorn	0.015		0.01	
	PO 0111	Poultry, edible offal of	0.01*		0	0
	PF 0111	Poultry fats	0.01		0.01	0.01
	PO 0110	Poultry meat	0.01*		0	0
	GC 0650	Rye	0.04		0.01	
	AS 0650	Rye straw and fodder, dry	7(dw)		0.88 Hay (dw)	5.5 Hay (dw)
					0.225 Straw (dw)	1.7 Straw (dw)
	AL 0541	Soya bean fodder	5 (dw)		1.2(dw)	2.7(dw)
	OR 0541	Soya bean oil, refined	0.2		0.034	
	VD 2065	Subgroup of dry beans (includes all commodities in this subgroup)	0.06		0.0105	

Pesticide (Codex reference number)	CCN	Commodity	Recommended Maximum residue level (mg/kg)		STMR or STMR-P mg/kg	HR or HR-P mg/kg
			New	Previous		
	VD 2066	Subgroup of dry peas(includes all commodities in this subgroup)	0.06		0.0105	
	GC 0447	Sweet corn (corn-on-the-cob) (kernels plus cob with husk removed)	0.01*		0.01	0.01
	GC 0653	Triticale	0.04		0.01	
	AS 0653	Triticale straw and fodder, dry	7(dw)		0.88 Hay (dw) 0.225 Straw (dw)	5.5 Hay (dw) 1.7 Straw (dw)
	GC 0654	Wheat	0.04		0.01	
	CF 0654	Wheat bran, processed	0.15		0.027	
	CF 1210	Wheat germ	0.15		0.032	
	AS 0654	Wheat straw and fodder, dry	7(dw)		0.88 Hay (dw) 0.225 Straw (dw)	5.5 Hay (dw) 1.7 Straw (dw)
		Barley beer			0.01	
		Barley malt			0.01	
		Wheat wholemeal flour			0.012	
		Wheat white flour			0.01	
		Wheat wholemeal bread			0.01	
		Wheat white bread			0.01	
		Maize starch			0.01	
		Maize grits (meal)			0.01	
	CF 1255	Maize flour			0.011	
Definition of the residue (for compliance with the MRL and for estimation of dietary exposure) for animal and plant commodities: <i>picoxystrobin</i> .						
<i>The residue is fat-soluble</i>						
Propiconazole (160)	FC 0004	Subgroup of Oranges, Sweet, Sour (including Orange-like hybrids)	15 Po	9 Po	0.22	0.43
ADI: 0–0.07 mg/kg bw	FC 0003	Subgroup of Mandarins (including Mandarin-like hybrids)	15 Po		0.22	0.43
ARfD: 0.3 mg/kg bw	FC 0002	Subgroup of Lemons and Limes (including Citron)	15 Po		0.22	0.43
	FC 0005	Subgroup of Pummelo and Grapefruits (including Shaddock-like hybrids)	6 Po		0.11	0.16
	FS 0247	Peach	1.5 Po	5 Po	0.59	0.60
	FS 0013	Subgroup of Cherries (includes all commodities in this subgroup)	3 Po		1.0	1.8
	FS 0014	Subgroup of Plum including Prunes) (includes all commodities in this subgroup)	0.5 Po	0.6 Po	0.15	0.23
	FS 0353	Pineapple	4 Po		0.16	0.19
	OR 0001	Orange oil	2800		777	
	JF 0004	Orange juice			0.046	
	JF 0341	Pineapple juice			0.16	
Definition of the residue (for compliance with the MRL) for plant and animal commodities: <i>propiconazole</i> .						

Pesticide (Codex reference number)	CCN	Commodity	Recommended Maximum residue level (mg/kg)		STMR or STMR-P mg/kg	HR or HR-P mg/kg																																																																						
			New	Previous																																																																								
<p>Definition of the residue (for the estimation of dietary exposure) for plant and animal commodities: <i>propiconazole plus all metabolites convertible to 2,4-dichloro-benzoic acid, expressed as propiconazole.</i></p> <p><i>The residue is fat-soluble</i></p>																																																																												
<p>Propylene oxide (250) ADI: 0–0.04 mg/kg bw ARfD: 0.04 mg/kg bw</p> <p>Propylene chlorohydrin ADI: 0–0.3 mg/kg bw ARfD: 0.3 mg/kg bw</p> <p>Propylene bromohydrin ADI: 0–0.03 mg/kg bw ARfD: 0.03 mg/kg bw</p> <p>Definition of the residue (for compliance with MRL) for plant commodities: <i>propylene oxide.</i></p> <p>Definition of the residue (for estimation of dietary exposure) for plant commodities: <i>propylene oxide, propylene chlorohydrin and propylene bromohydrin. Propylene chlorohydrin and propylene bromohydrin to be considered separately from propylene oxide.</i></p> <p><i>The residue is not fat soluble.</i></p>																																																																												
<table border="0"> <tr> <td>Prothioconazole (232)</td> <td>SO 0691</td> <td>Cotton seed</td> <td>0.3</td> <td></td> <td>0.052</td> <td></td> </tr> <tr> <td>ADI: 0–0.05 mg/kg bw</td> <td>ML 0106</td> <td>Milks</td> <td>0.004*</td> <td>0.004*</td> <td>0.004</td> <td>0.004</td> </tr> <tr> <td>ARfD: 0.8 mg/kg bw (For women of child-bearing age)</td> <td>MF 0100</td> <td>Mammalian fats (except milk fats)</td> <td>0.02</td> <td></td> <td>0.01</td> <td>0.018</td> </tr> <tr> <td></td> <td>MM 0095</td> <td>Meat (from mammals other than marine mammals)</td> <td>0.01</td> <td>0.01</td> <td>0.01</td> <td>0.01</td> </tr> <tr> <td>Prothioconazole-desthio</td> <td>MO 0105</td> <td>Edible offal (mammalian)</td> <td>0.3</td> <td>0.5</td> <td>0.03Kidney, 0.055 Liver</td> <td>0.15 Kidney, 0.23 Liver</td> </tr> <tr> <td>ADI: 0–0.01 mg/kg bw</td> <td>PE 0112</td> <td>Eggs</td> <td>0.005*</td> <td></td> <td>0.0006</td> <td>0.0006</td> </tr> <tr> <td>ARfD: 0.01 mg/kg bw (For women of child-bearing age)</td> <td>PO 0111</td> <td>Poultry edible offal</td> <td>0.1</td> <td></td> <td>0.071 Liver</td> <td>0.071 Liver</td> </tr> <tr> <td></td> <td>PF 0111</td> <td>Poultry fats</td> <td>0.01*</td> <td></td> <td>0.008</td> <td>0.008</td> </tr> <tr> <td></td> <td>PM 0110</td> <td>Poultry meat</td> <td>0.01*</td> <td></td> <td>0.0016</td> <td>0.0016</td> </tr> <tr> <td>ARfD: 1 mg/kg bw (For the General population)</td> <td></td> <td></td> <td></td> <td></td> <td></td> <td></td> </tr> </table> <p>Definition of the residue (for compliance with MRL and estimation of dietary exposure) for plant commodities: <i>Prothioconazole-desthio.</i></p> <p>Definition of the residue (for compliance with the MRL) for animal commodities: <i>Prothioconazole-desthio.</i></p> <p>Definition of the residue (for the estimation of dietary exposure) for animal commodities: <i>the sum of prothioconazole-desthio, prothioconazole-desthio-3-hydroxy, prothioconazole-desthio-4-hydroxy and their conjugates expressed as prothioconazole-desthio.</i></p> <p><i>The residue is not fat soluble</i></p>							Prothioconazole (232)	SO 0691	Cotton seed	0.3		0.052		ADI: 0–0.05 mg/kg bw	ML 0106	Milks	0.004*	0.004*	0.004	0.004	ARfD: 0.8 mg/kg bw (For women of child-bearing age)	MF 0100	Mammalian fats (except milk fats)	0.02		0.01	0.018		MM 0095	Meat (from mammals other than marine mammals)	0.01	0.01	0.01	0.01	Prothioconazole-desthio	MO 0105	Edible offal (mammalian)	0.3	0.5	0.03Kidney, 0.055 Liver	0.15 Kidney, 0.23 Liver	ADI: 0–0.01 mg/kg bw	PE 0112	Eggs	0.005*		0.0006	0.0006	ARfD: 0.01 mg/kg bw (For women of child-bearing age)	PO 0111	Poultry edible offal	0.1		0.071 Liver	0.071 Liver		PF 0111	Poultry fats	0.01*		0.008	0.008		PM 0110	Poultry meat	0.01*		0.0016	0.0016	ARfD: 1 mg/kg bw (For the General population)						
Prothioconazole (232)	SO 0691	Cotton seed	0.3		0.052																																																																							
ADI: 0–0.05 mg/kg bw	ML 0106	Milks	0.004*	0.004*	0.004	0.004																																																																						
ARfD: 0.8 mg/kg bw (For women of child-bearing age)	MF 0100	Mammalian fats (except milk fats)	0.02		0.01	0.018																																																																						
	MM 0095	Meat (from mammals other than marine mammals)	0.01	0.01	0.01	0.01																																																																						
Prothioconazole-desthio	MO 0105	Edible offal (mammalian)	0.3	0.5	0.03Kidney, 0.055 Liver	0.15 Kidney, 0.23 Liver																																																																						
ADI: 0–0.01 mg/kg bw	PE 0112	Eggs	0.005*		0.0006	0.0006																																																																						
ARfD: 0.01 mg/kg bw (For women of child-bearing age)	PO 0111	Poultry edible offal	0.1		0.071 Liver	0.071 Liver																																																																						
	PF 0111	Poultry fats	0.01*		0.008	0.008																																																																						
	PM 0110	Poultry meat	0.01*		0.0016	0.0016																																																																						
ARfD: 1 mg/kg bw (For the General population)																																																																												
<table border="0"> <tr> <td>Quinclorac (287)</td> <td>MO 0105</td> <td>Edible offal (mammalian)</td> <td>0.1</td> <td></td> <td>0.052</td> <td>0.060</td> </tr> <tr> <td>ADI: 0–0.4 mg/kg bw</td> <td>PE 0112</td> <td>Eggs</td> <td>0.05*</td> <td></td> <td>0</td> <td>0</td> </tr> <tr> <td>ARfD: 2 mg/kg bw</td> <td>MF 0100</td> <td>Mammalian fats (except milk fats)</td> <td>0.05*</td> <td></td> <td>0.05</td> <td>0.05</td> </tr> </table>							Quinclorac (287)	MO 0105	Edible offal (mammalian)	0.1		0.052	0.060	ADI: 0–0.4 mg/kg bw	PE 0112	Eggs	0.05*		0	0	ARfD: 2 mg/kg bw	MF 0100	Mammalian fats (except milk fats)	0.05*		0.05	0.05																																																	
Quinclorac (287)	MO 0105	Edible offal (mammalian)	0.1		0.052	0.060																																																																						
ADI: 0–0.4 mg/kg bw	PE 0112	Eggs	0.05*		0	0																																																																						
ARfD: 2 mg/kg bw	MF 0100	Mammalian fats (except milk fats)	0.05*		0.05	0.05																																																																						

Pesticide (Codex reference number)	CCN	Commodity	Recommended Maximum residue level (mg/kg)		STMR or STMR-P mg/kg	HR or HR-P mg/kg
			New	Previous		
	MM 0095	Meat (from mammals other than marine mammals)	0.05*		0.05 fat 0 muscle	0.05 fat 0 muscle
	ML 0106	Milks	0.05*		0	
	PO 0111	Poultry, Edible offal of	0.05*		0.05	0.05
	PF 0111	Poultry fats	0.05*		0.05	0.05
	PM 0110	Poultry meat	0.05*		0.05 fat 0 muscle	0.05 fat 0 muscle
	SO 0495	Rape seed	0.15		0.64	
	GC 0649	Rice	10		1.45	
	CM 0649	Rice, husked	10		1.45	
	CM 1205	Rice, polished	8		1.1	
	AS 0649	Rice straw and fodder, dry	8 (dw)		1.2 (as)	4.4 (as)
	OR 0495	Rape seed oil, edible			0.70	
	CM 1206	Rice bran, unprocessed			2.2	
Definition of the residue for compliance with MRL for plant commodities: <i>quinclorac plus quinclorac conjugates</i> .						
Definition of the residue (for the estimation of dietary exposure) for plant commodities: <i>quinclorac plus quinclorac conjugate plus quinclorac methyl ester expressed as quinclorac</i> .						
Definition of the residue (for compliance with the MRL and estimating dietary exposure) for animal commodities: <i>quinclorac plus quinclorac conjugates</i> .						
<i>The residue is fat-soluble</i>						
dw dry weight						
(as) Based on as received basis.						
Saflufenacil (251)	SO 0485	Mustard seed	0.6		0.054	
ADI: 0–0.05 mg/kg bw	SO 0693	Linseed	0.6		0.054	
ARfD: Unnecessary						
Definition of the residue (for compliance with MRL and for estimation of dietary exposure) for plant and animal commodities: <i>saflufenacil</i> .						
<i>The residue is not fat soluble.</i>						
Spinetoram (233)	FC 0003	Subgroup of mandarin (including mandarin-like hybrids)	0.15		0.0605	
ADI: 0–0.05 mg/kg bw	FS 0013	Subgroup of cherries (includes all commodities in this subgroup)	0.09		0.0205	
ARfD: Unnecessary	FS 0014	Subgroup of plums (includes all commodities in this subgroup)	0.09		0.02	
	FS 0240	Apricot	0.15		0.0485	
	FB 0278	Currant, Black, Red, White	0.5		0.18	
	FB 0275	Strawberry	0.15		0.026	
	FT 0305	Table olives	0.07		0.02	
	FI 0326	Avocado	0.3		0.02	
	FI 0343	Litchi	0.015		0.02	
	FI 0345	Mango	0.01*		0.02	
	FI 0351	Passion fruit	0.4		0.12	
	VA 0384	Leek	0.05		0.026	
	VC 2039	Subgroup of Fruiting	0.04		0.02	

Pesticide (Codex reference number)	CCN	Commodity	Recommended Maximum residue level (mg/kg)		STMR or STMR-P mg/kg	HR or HR-P mg/kg
			New	Previous		
		vegetables, Cucurbits - Cucumbers and Summer squashes (includes all commodities in this subgroup)				
	VC 0046	Melons, except watermelon	0.01*		0.02	
	VO 0051	Subgroup of Peppers (except Martynia, Okra and Roselle)	0.4		0.026	
	VD 0541	Soya bean (dry)	0.01*		0.02	
	VR 0589	Potato	0.01*		0.02	
	HS 0444	Peppers, Chili, dried	4		0.26	
	CM 0649	Husked rice	0.02*		0.04	
	GC 0645	Maize	0.01*		0.02	
	GC 0447	Sweet corn (Corn on the cob) (kernels plus cob with husk removed)	0.01*		0.02	
	SO 0691	Cotton seed	0.01*		0	
	ML 0106	Milks	0.02	0.01*	0.004	
	FM 0183	Milk fats	0.15	0.1	0.023	
	MM 0095	Meat (from mammals other than marine mammals)	1 (fat)	0.2 (fat)	0.005 (muscle) 0.025 (fat)	
	MO 0105	Edible offal (mammalian)	0.08	0.01*	0.005 (liver, kidney)	
	MF 0100	Mammalian fats (except milk fats)	1		0.025	
	PM 0110	Poultry meat	0.01* (fat)		0.0002 (muscle) 0.004 (fat)	
	PO 0111	Poultry, edible offal of	0.01*		0.0004	
	PF 0111	Poultry fats	0.01*		0.004	
	PE 0112	Eggs	0.01*		0.0004	
	AS 0649	Rice straw and fodder, dry	1.5			
	AS 0447	Sweet corn fodder	0.15			
Definition of the residue (for compliance with the MRL) for plant and animal commodities: <i>Spinetoram</i> .						
Definition of the residue (for estimation of dietary exposure) for plant and animal commodities: <i>Spinetoram</i> and <i>N-demethyl and N-formyl metabolites of the major spinetoram component</i> .						
<i>The residue is fat soluble.</i>						
Tebuconazole (189)	VP 2060	Subgroup of Beans with pods (includes all commodities in this subgroup)	3		0.315	1.9
ADI: 0–0.03 mg/kg bw ARfD: 0.3 mg/kg bw	VP 0526	Common bean (pods and/or immature seeds)	W	2		
Definition of the residue (for compliance with the MRL and for estimation of dietary exposure) for plant and animal commodities: <i>tebuconazole</i> .						
<i>Residue is fat-soluble.</i>						
Thiophanate-methyl (077)** ADI: 0–0.09 mg/kg bw ARfD: 1 mg/kg bw						

Pesticide (Codex reference number)	CCN	Commodity	Recommended Maximum residue level (mg/kg)		STMR or STMR-P mg/kg	HR or HR-P mg/kg
			New	Previous		
Definition of the residue (for compliance with MRL) for plant and animal commodities and (for the estimation of dietary exposure) for plant commodities: <i>Sum of thiophanate-methyl and carbendazim, expressed as carbendazim</i>						
Definition of the residue (for the estimation of dietary exposure) for animal commodities is: <i>Sum of thiophanate-methyl, carbendazim, 5-hydroxy carbendazim and 5-hydroxy carbendazim sulphate, expressed as carbendazim</i>						
<i>The residue is not fat soluble.</i>						
Trifloxystrobin (213)	VB 0041	Cabbages, Head	1.5	0.5	0.01	
ADI: 0–0.04 mg/kg bw	SO 0691	Cotton seed	0.4		0.03	
ARfD: Unnecessary	VR 0604	Ginseng	0.03*		0.03	
	VL 0502	Spinach	20		7.6	
	OR 0691	Cotton seed refined oil, edible			0.0006	
Definition of the residue (for compliance with the MRL) for plant commodities: <i>trifloxystrobin</i> .						
Definition of the residue (for estimation of dietary exposure) of plant commodities: <i>sum of trifloxystrobin and [(E,E)-methoxyimino-2-[1-(3-trifluoromethylphenyl)ethylideneamino]oxymethyl]phenyl]acetic acid] (CGA 321113), expressed as trifloxystrobin</i> .						
Definition of the residue (for compliance with the MRL and estimation of dietary exposure) in animal commodities: <i>sum of trifloxystrobin and [(E,E)-methoxyimino-2-[1-(3-trifluoromethylphenyl)ethylideneamino-oxymethyl]phenyl]acetic acid] (CGA 321113), expressed as trifloxystrobin</i> .						
<i>The residue is fat soluble.</i>						
Triflumezopyrim (303)*	GC 0649	Rice	0.2	-	0.053	-
ADI: 0–0.2 mg/kg bw	CM 1207	Rice, husked	0.01	-	0.066	
ARfD: 1 mg/kg bw	CM 1205	Rice, polished	0.01	-	0.086	-
	AS 0649	Rice straw and fodder, dry	0.4 dw		0.063 as	0.21 as
	MM 0095	Meat (from mammals other than marine mammals)	0.01*	-	0	0
	MF 0100	Mammalian fats (except milk fats)	0.01*	-	0	0
	MO 0105	Edible offal (Mammalian)	0.01*	-	0	0
	ML 0106	Milks	0.01*	-	0	0
	PE 0112	Eggs	0.01*	-	0	0
	PM 0110	Poultry meat	0.01*	-	0	0
	PF 0111	Poultry fats	0.01*	-	0	0
	PO 0111	Poultry, Edible offal of	0.01*	-	0	0
	FM 0183	Milk fats	0.01*	-	0	0
	CM 1206	Rice bran			0.0125	
Definition of the residue (for compliance with the MRL) for plant and animal commodities: <i>Triflumezopyrim</i>						
Definition of the residue (for the estimation of dietary exposure) for plant commodities: <i>Sum of triflumezopyrim and 3-(trifluoromethyl)benzoic acid (IN-Y2186), expressed as triflumezopyrim</i>						
Definition of the residue (for the estimation of dietary exposure) for animal commodities: <i>Triflumezopyrim</i>						
<i>The residue is not fat soluble.</i>						
dw – dry weight as – on an as received basis						

ANNEX 2: INDEX OF REPORTS AND EVALUATIONS OF PESTICIDES BY THE JMPR

Numbers in parentheses after the names of pesticides are Codex classification numbers. The abbreviations used are:

- T, evaluation of toxicology
- R, evaluation of residue and analytical aspects
- E, evaluation of effects on the environment

Abamectin (177)	1992 (T,R), 1994 (T,R), 1995 (T), 1997 (T,R), 2000 (R), 2015 (R), 2017 (T)
Acephate (095)	1976 (T,R), 1979 (R), 1981 (R), 1982 (T), 1984 (T,R), 1987 (T), 1988 (T), 1990 (T,R), 1991 (corr. to 1990 R evaluation), 1994 (R), 1996 (R), 2002 (T), 2003 (R), 2004 (corr. to 2003 report), 2005 (T), 2006 (R), 2011 (R)
Acetamiprid (246)	2011 (T,R), 2012 (R), 2015 (R), 2017 (R)
Acetochlor (280)	2015 (T,R)
Acibenzolar-S-methyl (288)	2016 (T,R)
Acrylonitrile	1965 (T,R)
Aldicarb (117)	1979 (T,R), 1982 (T,R), 1985 (R), 1988 (R), 1990 (R), 1991 (corr. to 1990 evaluation), 1992 (T), 1993 (R), 1994 (R), 1996 (R), 2001 (R), 2002 (R), 2006 (R)
Aldrin (001)	1965 (T), 1966 (T,R), 1967 (R), 1974 (R), 1975 (R), 1977 (T), 1990 (R), 1992 (R)
Allethrin	1965 (T,R)
Ametoctradin (253)	2012 (T,R)
Aminocarb (134)	1978 (T,R), 1979 (T,R)
Aminocyclopyrachlor (272)	2014 (T,R)
Aminomethylphosphonic acid (AMPA, 198)	1997 (T,R)
Aminopyralid (220)	2006 (T,R), 2007 (T,R)
Amitraz (122)	1980 (T,R), 1983 (R), 1984 (T,R), 1985 (R), 1986 (R), 1989 (R), 1990 (T,R), 1991 (R & corr. to 1990 R evaluation), 1998 (T)
Amitrole (079)	1974 (T,R), 1977 (T), 1993 (T,R), 1997 (T), 1998 (R)
Anilazine (163)	1989 (T,R), 1992 (R)
Atrazine	2007 (T)
Azinphos-ethyl (068)	1973 (T,R), 1983 (R)
Azinphos-methyl (002)	1965 (T), 1968 (T,R), 1972 (R), 1973 (T), 1974 (R), 1991 (T,R), 1992 (corr. to 1991 report), 1993 (R), 1995 (R), 2007 (T)
Azocyclotin (129)	1979 (R), 1981 (T), 1982 (R), 1983 (R), 1985 (R), 1989 (T,R), 1991 (R), 1994 (T), 2005 (T,R)
Azoxystrobin (229)	2008 (T,R), 2011 (R), 2012 (R), 2013 (R), 2017 (R)

Benalaxyl (155)	1986 (R), 1987 (T), 1988 (R), 1992 (R), 1993 (R), 2005 (T), 2009 (R)
Bendiocarb (137)	1982 (T,R), 1984 (T,R), 1989 (R), 1990 (R)
Benomyl (069)	1973 (T,R), 1975 (T,R), 1978 (T,R), 1983 (T,R), 1988 (R), 1990 (R), 1994 (R), 1995 (T,E), 1998 (R)
Bentazone (172)	1991 (T,R), 1992 (corr. to 1991 report, Annex I), 1994 (R), 1995 (R), 1998 (T,R), 1999 (corr. to 1998 report), 2004 (T), 2012 (T), 2013 (R), 2016 (T)
Benzovindiflupyr (261)	2013 (T), 2014 (R), 2016 (R)
BHC (technical-grade)	1965 (T), 1968 (T,R), 1973 (T,R) (see also Lindane)
Bicyclopyrone (295)	2017 (T, R)
Bifenazate (219)	2006 (T,R), 2008 (R), 2010 (R)
Bifenthrin (178)	1992 (T,R), 1995 (R), 1996 (R), 1997 (R), 2009 (T), 2010 (R), 2015 (R)
Binapacryl (003)	1969 (T,R), 1974 (R), 1982 (T), 1984 (R), 1985 (T,R)
Bioresmethrin (093)	1975 (R), 1976 (T,R), 1991 (T,R)
Biphenyl	See Diphenyl
Bitertanol (144)	1983 (T), 1984 (R), 1986 (R), 1987 (T), 1988 (R), 1989 (R), 1991 (R), 1998 (T), 1999 (R), 2002 (R)
Bixafen (262)	2013 (T,R), 2016 (R)
Boscalid (221)	2006 (T,R), 2008 (R), 2010 (R)
Bromide ion (047)	1968 (R), 1969 (T,R), 1971 (R), 1979 (R), 1981 (R), 1983 (R), 1988 (T,R), 1989 (R), 1992 (R)
Bromomethane (052)	1965 (T,R), 1966 (T,R), 1967 (R), 1968 (T,R), 1971 (R), 1979 (R), 1985 (R), 1992 (R)
Bromophos (004)	1972 (T,R), 1975 (R), 1977 (T,R), 1982 (R), 1984 (R), 1985 (R)
Bromophos-ethyl (005)	1972 (T,R), 1975 (T,R), 1977 (R)
Bromopropylate (070)	1973 (T,R), 1993 (T,R)
Butocarboxim (139)	1983 (R), 1984 (T), 1985 (T), 1986 (R)
Buprofezin (173)	1991 (T,R), 1995 (R), 1996 (corr. to 1995 report.), 1999 (R), 2008 (T,R), 2009 (R), 2012 (R), 2014 (R), 2016 (R)
<i>sec</i> -Butylamine (089)	1975 (T,R), 1977 (R), 1978 (T,R), 1979 (R), 1980 (R), 1981 (T), 1984 (T,R: withdrawal of temporary ADI, but no evaluation)
Cadusafos (174)	1991 (T,R), 1992 (R), 1992 (R), 2009 (R), 2010 (R)
Camphclor (071)	1968 (T,R), 1973 (T,R)
Captafol (006)	1969 (T,R), 1973 (T,R), 1974 (R), 1976 (R), 1977 (T,R), 1982 (T), 1985 (T,R), 1986 (corr. to 1985 report), 1990 (R), 1999 (ARfD)

Captan (007)	1965 (T), 1969 (T,R), 1973 (T), 1974 (R), 1977 (T,R), 1978 (T,R), 1980 (R), 1982 (T), 1984 (T,R), 1986 (R), 1987 (R and corr. to 1986 R evaluation), 1990 (T,R), 1991 (corr. to 1990 R evaluation), 1994 (R), 1995 (T), 1997 (R), 2000 (R), 2004 (T), 2007 (T), 2017 (R)
Carbaryl (008)	1965 (T), 1966 (T,R), 1967 (T,R), 1968 (R), 1969 (T,R), 1970 (R), 1973 (T,R), 1975 (R), 1976 (R), 1977 (R), 1979 (R), 1984 (R), 1996 (T), 2001 (T), 2002 (R), 2007 (R)
Carbendazim (072)	1973 (T,R), 1976 (R), 1977 (T), 1978 (R), 1983 (T,R), 1985 (T,R), 1987 (R), 1988 (R), 1990 (R), 1994 (R), 1995 (T,E), 1998 (T,R), 2003 (R), 2005 (T), 2012 (R)
Carbofuran (096)	1976 (T,R), 1979 (T,R), 1980 (T), 1982 (T), 1991 (R), 1993 (R), 1996 (T), 1997 (R), 1999 (corr. to 1997 report), 2002 (T,R), 2003 (R) (See also carbosulfan), 2004 (R), 2008 (T), 2009 (R)
Carbon disulfide (009)	1965 (T,R), 1967 (R), 1968 (R), 1971 (R), 1985 (R)
Carbon tetrachloride (010)	1965 (T,R), 1967 (R), 1968 (T,R), 1971 (R), 1979 (R), 1985 (R)
Carbophenothion (011)	1972 (T,R), 1976 (T,R), 1977 (T,R), 1979 (T,R), 1980 (T,R), 1983 (R)
Carbosulfan (145)	1984 (T,R), 1986 (T), 1991 (R), 1992 (corr. to 1991 report), 1993 (R), 1997 (R), 1999 (R), 2002 (R), 2003 (T,R), 2004 (R, corr. to 2003 report)
Cartap (097)	1976 (T,R), 1978 (T,R), 1995 (T,R)
Chinomethionat (080)	1968 (T,R) (as oxythioquinox), 1974 (T,R), 1977 (T,R), 1981 (T,R), 1983 (R), 1984 (T,R), 1987 (T)
Chlorantraniliprole (230)	2008 (T,R), 2010 (R), 2013 (R), 2014 (R), 2016 (R)
Chlorbenside	1965 (T)
Chlordane (012)	1965 (T), 1967 (T,R), 1969 (R), 1970 (T,R), 1972 (R), 1974 (R), 1977 (T,R), 1982 (T), 1984 (T,R), 1986 (T)
Chlordimeform (013)	1971 (T,R), 1975 (T,R), 1977 (T), 1978 (T,R), 1979 (T), 1980 (T), 1985 (T), 1986 (R), 1987 (T)
Chlorfenapyr (254)	2013 (T)
Chlorfenson	1965 (T)
Chlorfenvinphos (014)	1971 (T,R), 1984 (R), 1994 (T), 1996 (R)
Chlormequat (015)	1970 (T,R), 1972 (T,R), 1976 (R), 1985 (R), 1994 (T,R), 1997 (T), 1999 (ARfD), 2000 (R), 2017 (T, R)
Chlorobenzilate (016)	1965 (T), 1968 (T,R), 1972 (R), 1975 (R), 1977 (R), 1980 (T)
Chloropicrin	1965 (T,R)

Chloropropylate	1968 (T,R), 1972 (R)
Chlorothalonil (081)	1974 (T,R), 1977 (T,R), 1978 (R), 1979 (T,R), 1981 (T,R), 1983 (T,R), 1984 (corr. to 1983 report and T evaluation), 1985 (T,R), 1987 (T), 1988 (R), 1990 (T,R), 1991 (corr. to 1990 evaluation), 1992 (T), 1993 (R), 1997 (R), 2009 (T), 2010 (R), 2012 (R), 2015 (R)
Chlorpropham (201)	1965 (T), 2000 (T), 2001 (R), 2005 (T), 2008 (R)
Chlorpyrifos (017)	1972 (T,R), 1974 (R), 1975 (R), 1977 (T,R), 1981 (R), 1982 (T,R), 1983 (R), 1989 (R), 1995 (R), 1999 (T), 2000 (R), 2004 (R), 2006 (R)
Chlorpyrifos-methyl (090)	1975 (T,R), 1976 (R, Annex I only), 1979 (R), 1990 (R), 1991 (T,R), 1992 (T and corr. to 1991 report), 1993 (R), 1994 (R), 2001 (T), 2009 (R)
Chlorthion	1965 (T)
Clethodim (187)	1994 (T,R), 1997 (R), 1999 (R), 2002 (R)
Clofentezine (156)	1986 (T,R), 1987 (R), 1989 (R), 1990 (R), 1992 (R), 2005 (T), 2007 (R)
Clothianidin (238)	2010 (T,R), 2011 (R), 2014 (R)
Coumaphos (018)	1968 (T,R), 1972 (R), 1975 (R), 1978 (R), 1980 (T,R), 1983 (R), 1987 (T), 1990 (T,R)
Crufomate (019)	1968 (T,R), 1972 (R)
Cyanophenfos (091)	1975 (T,R), 1978 (T: ADI extended, but no evaluation), 1980 (T), 1982 (R), 1983 (T)
Cyantraniliprole (263)	2013 (T,R), 2015 (R)
Cyazofamid (281)	2015 (T, R)
Cyclaniliprole (296)	2017 (T, R)
Cycloxydim (179)	1992 (T,R), 1993 (R), 2009 (T), 2012 (R)
Cyflumetofen (273)	2014 (T,R)
Cyfluthrin (157)	1986 (R), 1987 (T and corr. to 1986 report), 1989 (R), 1990 (R), 1992 (R), 2006 (T), 2007 (R)
Cyhalothrin (146)	1984 (T,R), 1986 (R), 1988 (R), 2007 (T), 2008 (R), 2015 (R)
Cyhexatin (067)	1970 (T,R), 1973 (T,R), 1974 (R), 1975 (R), 1977 (T), 1978 (T,R), 1980 (T), 1981 (T), 1982 (R), 1983 (R), 1985 (R), 1988 (T), 1989 (T), 1991 (T,R), 1992 (R), 1994 (T), 2005 (T,R)
Cypermethrin (118)	1979 (T,R), 1981 (T,R), 1982 (R), 1983 (R), 1984 (R), 1985 (R), 1986 (R), 1987 (corr. to 1986 evaluation), 1988 (R), 1990 (R), 2006 (T), 2008 (R), 2009 (R), 2011 (R)
Cyproconazole (239)	2010 (T,R), 2013 (R)
Cyprodinil (207)	2003 (T,R), 2004 (corr. to 2003 report), 2013 (R), 2015 (R), 2017 (R)

Cyromazine (169)	1990 (T,R), 1991 (corr. to 1990 R evaluation), 1992 (R), 2006 (T), 2007 (R), 2012 (R)
2,4-D (020)	1970 (T,R), 1971 (T,R), 1974 (T,R), 1975 (T,R), 1980 (R), 1985 (R), 1986 (R), 1987 (corr. to 1986 report, Annex I), 1996 (T), 1997 (E), 1998 (R), 2001 (R), 2017 (R)
Daminozide (104)	1977 (T,R), 1983 (T), 1989 (T,R), 1991 (T)
DDT (021)	1965 (T), 1966 (T,R), 1967 (T,R), 1968 (T,R), 1969 (T,R), 1978 (R), 1979 (T), 1980 (T), 1983 (T), 1984 (T), 1993 (R), 1994 (R), 1996 (R)
Deltamethrin (135)	1980 (T,R), 1981 (T,R), 1982 (T,R), 1984 (R), 1985 (R), 1986 (R), 1987 (R), 1988 (R), 1990 (R), 1992 (R), 2000 (T), 2002 (R), 2016 (R)
Demeton (092)	1965 (T), 1967 (R), 1975 (R), 1982 (T)
Demeton-S-methyl (073)	1973 (T,R), 1979 (R), 1982 (T), 1984 (T,R), 1989 (T,R), 1992 (R), 1998 (R)
Demeton-S-methylsulfon (164)	1973 (T,R), 1982 (T), 1984 (T,R), 1989 (T,R), 1992 (R)
Dialifos (098)	1976 (T,R), 1982 (T), 1985 (R)
Diazinon (022)	1965 (T), 1966 (T), 1967 (R), 1968 (T,R), 1970 (T,R), 1975 (R), 1979 (R), 1993 (T,R), 1994 (R), 1996 (R), 1999 (R), 2001 (T), 2006 (T,R), 2016 (T)
1,2-Dibromoethane (023)	1965 (T,R), 1966 (T,R), 1967 (R), 1968 (R), 1971 (R), 1979 (R), 1985 (R)
Dicamba (240)	2010 (T,R), 2011 (R), 2012 (R), 2013 (R)
Dichlobenil (274)	2014 (T,R)
Dicloran (083)	2003 (R)
Dichlorfluanid (082)	1969 (T,R), 1974 (T,R), 1977 (T,R), 1979 (T,R), 1981 (R), 1982 (R), 1983 (T,R), 1985 (R)
1,2-Dichloroethane (024)	1965 (T,R), 1967 (R), 1971 (R), 1979 (R), 1985 (R)
Dichlorvos (025)	1965 (T,R), 1966 (T,R), 1967 (T,R), 1969 (R), 1970 (T,R), 1974 (R), 1977 (T), 1993 (T,R), 2011 (T), 2012 (R)
Dicloran (083)	1974 (T,R), 1977 (T,R), 1998 (T,R)
Dicofol (026)	1968 (T,R), 1970 (R), 1974 (R), 1992 (T,R), 1994 (R), 2011 (T), 2012 (R)
Dieldrin (001)	1965 (T), 1966 (T,R), 1967 (T,R), 1968 (R), 1969 (R), 1970 (T,R), 1974 (R), 1975 (R), 1977 (T), 1990 (R), 1992 (R)
Difenoconazole (224)	2007 (T,R), 2010 (R), 2013 (R), 2015 (R), 2017 (R)
Diflubenzuron (130)	1981 (T,R), 1983 (R), 1984 (T,R), 1985 (T,R), 1988 (R), 2001 (T), 2002 (R), 2011 (R)
Dimethenamid-P (214)	2005 (T,R)

Dimethipin (151)	1985 (T,R), 1987 (T,R), 1988 (T,R), 1999 (T), 2001 (R), 2004 (T)
Dimethoate (027)	1965 (T), 1966 (T), 1967 (T,R), 1970 (R), 1973 (R in evaluation of formothion), 1977 (R), 1978 (R), 1983 (R) 1984 (T,R), 1986 (R), 1987 (T,R), 1988 (R), 1990 (R), 1991 (corr. to 1990 evaluation), 1994 (R), 1996 (T), 1998 (R), 2003 (T,R), 2004 (corr. to 2003 report), 2006 (R), 2008 (R)
Dimethomorph (225)	2007 (T,R), 2014 (R), 2016 (R)
Dimethrin	1965 (T)
Dinocap (087)	1969 (T,R), 1974 (T,R), 1989 (T,R), 1992 (R), 1998 (R), 1999 (R), 2000 (T), 2001 (R)
Dinotefuran (255)	2012 (T,R)
Dioxathion (028)	1968 (T,R), 1972 (R)
Diphenyl (029)	1966 (T,R), 1967 (T)
Diphenylamine (030)	1969 (T,R), 1976 (T,R), 1979 (R), 1982 (T), 1984 (T,R), 1998 (T), 2001 (R), 2003 (R), 2008 (R)
Diquat (031)	1970 (T,R), 1972 (T,R), 1976 (R), 1977 (T,R), 1978 (R), 1994 (R), 2013 (T,R)
Disulfoton (074)	1973 (T,R), 1975 (T,R), 1979 (R), 1981 (R), 1984 (R), 1991 (T,R), 1992 (corr. to 1991 report, Annex I), 1994 (R), 1996 (T), 1998 (R), 2006 (R)
Dithianon (180)	1992 (T,R), 1995 (R), 1996 (corr. to 1995 report), 2010 (T), 2013 (T,R)
Dithiocarbamates (105)	1965 (T), 1967 (T,R), 1970 (T,R), 1983 (R propineb, thiram), 1984 (R propineb), 1985 (R), 1987 (T thiram), 1988 (R thiram), 1990 (R), 1991 (corr. to 1990 evaluation), 1992 (T thiram), 1993 (T,R), 1995 (R), 1996 (T,R ferbam, ziram; R thiram), 2004 (R), 2012 (R), 2014 (R)
4,6-Dinitro- <i>ortho</i> -cresol (DNOC)	1965 (T)
Dodine (084)	1974 (T,R), 1976 (T,R), 1977 (R), 2000 (T), 2003 (R), 2004 (corr. to 2003 report)
Edifenphos (099)	1976 (T,R), 1979 (T,R), 1981 (T,R)
Emamectin benzoate (247)	2011 (T,R), 2014 (R)
Endosulfan (032)	1965 (T), 1967 (T,R), 1968 (T,R), 1971 (R), 1974 (R), 1975 (R), 1982 (T), 1985 (T,R), 1989 (T,R), 1993 (R), 1998 (T), 2006 (R), 2010 (R)
Endrin (033)	1965 (T), 1970 (T,R), 1974 (R), 1975 (R), 1990 (R), 1992 (R)
Esfenvalerate (204)	2002 (T,R)
Ethephon (106)	1977 (T,R), 1978 (T,R), 1983 (R), 1985 (R), 1993 (T), 1994 (R), 1995 (T), 1997 (T), 2002 (T), 2015 (T, R)
Ethiofencarb (107)	1977 (T,R), 1978 (R), 1981 (R), 1982 (T,R), 1983 (R)

Ethion (034)	1968 (T,R), 1969 (R), 1970 (R), 1972 (T,R), 1975 (R), 1982 (T), 1983 (R), 1985 (T), 1986 (T), 1989 (T), 1990 (T), 1994 (R)
Ethoprophos (149)	1983 (T), 1984 (R), 1987 (T), 1999 (T), 2004 (R)
Ethoxyquin (035)	1969 (T,R), 1998 (T), 1999 (R), 2005 (T), 2008 (R)
Ethylene dibromide	See 1,2-Dibromoethane
Ethylene dichloride	See 1,2-Dichloroethane
Ethylene oxide	1965 (T,R), 1968 (T,R), 1971 (R)
Ethylenethiourea (ETU) (108)	1974 (R), 1977 (T,R), 1986 (T,R), 1987 (R), 1988 (T,R), 1990 (R), 1993 (T,R)
Etofenprox (184)	1993 (T,R), 2011 (T,R)
Etoxazole (241)	2010 (T,R), 2011 (R)
Etrimfos (123)	1980 (T,R), 1982 (T,R), 1986 (T,R), 1987 (R), 1988 (R), 1989 (R), 1990 (R)
Famoxadone (208)	2003 (T,R)
Fenamidone (264)	2013 (T), 2014 (T,R)
Fenamiphos (085)	1974 (T,R), 1977 (R), 1978 (R), 1980 (R), 1985 (T), 1987 (T), 1997 (T), 1999 (R), 2002 (T), 2006 (R)
Fenarimol (192)	1995 (T,R,E), 1996 (R and corr. to 1995 report)
Fenazaquin (297)	2017 (T, R)
Fenbuconazole (197)	1997 (T,R), 2009 (R), 2012 (T), 2013 (R)
Fenbutatin oxide (109)	1977 (T,R), 1979 (R), 1992 (T), 1993 (R)
Fenchlorfos (036)	1968 (T,R), 1972 (R), 1983 (R)
Fenhexamid (215)	2005 (T,R)
Fenitrothion (037)	1969 (T,R), 1974 (T,R), 1976 (R), 1977 (T,R), 1979 (R), 1982 (T), 1983 (R), 1984 (T,R), 1986 (T,R), 1987 (R and corr. to 1986 R evaluation), 1988 (T), 1989 (R), 2000 (T), 2003 (R), 2004 (R, corr. to 2003 report), 2007 (T,R)
Fenpropathrin (185)	1993 (T,R), 2006 (R), 2012 (T), 2014 (R)
Fenpropimorph (188)	1994 (T), 1995 (R), 1999 (R), 2001 (T), 2004 (T), 2016 (T), 2017 (T, R)
Fenpyrazamine (298)	2017 (R, T)
Fenpyroximate (193)	1995 (T,R), 1996 (corr. to 1995 report), 1999 (R), 2004 (T), 2007 (T), 2010 (R), 2013 (R), 2017 (T, R)
Fensulfothion (038)	1972 (T,R), 1982 (T), 1983 (R)
Fenthion (039)	1971 (T,R), 1975 (T,R), 1977 (R), 1978 (T,R), 1979 (T), 1980 (T), 1983 (R), 1989 (R), 1995 (T,R,E), 1996 (corr. to 1995 report), 1997 (T), 2000 (R)
Fentin compounds (040)	1965 (T), 1970 (T,R), 1972 (R), 1986 (R), 1991 (T,R), 1993 (R), 1994 (R)

Fenvalerate (119)	1979 (T,R), 1981 (T,R), 1982 (T), 1984 (T,R), 1985 (R), 1986 (T,R), 1987 (R and corr. to 1986 report), 1988 (R), 1990 (R), 1991 (corr. to 1990 R evaluation), 2012 (T,R)
Ferbam	See Dithiocarbamates, 1965 (T), 1967 (T,R), 1996 (T,R)
Fipronil (202)	1997 (T), 2000 (T), 2001 (R), 2016 (R)
Fipronil-desulfinyl	1997 (T)
Flonicamid (282)	2015 (T,R), 2016 (R), 2017 (R)
Fluazifop-P-butyl	2016 (T,R)
Flubendiamide (242)	2010 (T,R)
Flucythrinate (152)	1985 (T,R), 1987 (R), 1988 (R), 1989 (R), 1990 (R), 1993 (R)
Fludioxonil (211)	2004 (T,R), 2006 (R), 2010 (R), 2012 (R), 2013 (R)
Fluensulfone (265)	2013 (T), 2014 (T,R), 2016 (T,R), 2017 (R)
Flufenoxuron (275)	2014 (T,R)
Flumethrin (195)	1996 (T,R)
Fluopicolide (235)	2009 (T,R), 2014 (R)
Fluopyram (243)	2010 (T,R), 2012 (R), 2014 (R), 2015 (R), 2017 (R)
Flupyradifurone (285)	2015 (T), 2016 (R), 2017 (R)
Flusilazole (165)	1989 (T,R), 1990 (R), 1991 (R), 1993 (R), 1995 (T), 2007 (T,R)
Flutolanil (205)	2002 (T,R), 2013 (R)
Flutriafol (248)	2011 (T,R), 2015 (R)
Fluxapyroxad (256)	2012 (T,R), 2015 (R)
Folpet (041)	1969 (T,R), 1973 (T), 1974 (R), 1982 (T), 1984 (T,R), 1986 (T), 1987 (R), 1990 (T,R), 1991 (corr. to 1990 R evaluation), 1993 (T,R), 1994 (R), 1995 (T), 1997 (R), 1998 (R), 1999 (R), 2002 (T), 2004 (T), 2007 (T)
Formothion (042)	1969 (T,R), 1972 (R), 1973 (T,R), 1978 (R), 1998 (R)
Fosetyl Aluminium (302)	2017 (T, R)
Glufosinate-ammonium (175)	1991 (T,R), 1992 (corr. to 1991 report, Annex I), 1994 (R), 1998 (R), 1999 (T,R), 2012 (T,R), 2014 (R)
Glyphosate (158)	1986 (T,R), 1987 (R and corr. to 1986 report), 1988 (R), 1994 (R), 1997 (T,R), 2004 (T), 2005 (R), 2011 (T,R), 2013 (R), 2016 (T)
Guazatine (114)	1978 (T,R), 1980 (R), 1997 (T,R)
Haloxyfop (194)	1995 (T,R), 1996 (R and corr. to 1995 report), 2001 (R), 2006 (T), 2009 (R)
Heptachlor (043)	1965 (T), 1966 (T,R), 1967 (R), 1968 (R), 1969 (R), 1970 (T,R), 1974 (R), 1975 (R), 1977 (R), 1987 (R),

	1991 (T,R), 1992 (corr. to 1991 report, Annex I), 1993 (R), 1994 (R)
Hexachlorobenzene (044)	1969 (T,R), 1973 (T,R), 1974 (T,R), 1978 (T), 1985 (R)
Hexaconazole (170)	1990 (T,R), 1991 (R and corr. to 1990 R evaluation), 1993 (R)
Hexythiazox (176)	1991 (T,R), 1994 (R), 1998 (R), 2008 (T), 2009 (R)
Hydrogen cyanide (045)	1965 (T,R)
Hydrogen phosphide (046)	1965 (T,R), 1966 (T,R), 1967 (R), 1969 (R), 1971 (R)
Imazalil (110)	1977 (T,R), 1980 (T,R), 1984 (T,R), 1985 (T,R), 1986 (T), 1988 (R), 1989 (R), 1991 (T), 1994 (R), 2000 (T), 2001 (T), 2005 (T)
Imazamox (276)	2014 (T,R), 2017 (R)
Imazapic (266)	2013 (T,R), 2015 (R)
Imazapyr (267)	2013 (T,R), 2015 (R), 2017 (R)
Imazethapyr (289)	2016 (T,R)
Imidacloprid (206)	2001 (T), 2002 (R), 2006 (R), 2008 (R), 2012 (R), 2015 (R), 2017 (R)
Indoxacarb (216)	2005 (T,R), 2007 (R), 2009 (R), 2012 (R), 2013 (R)
Iprodione (111)	1977 (T,R), 1980 (R), 1992 (T), 1994 (R), 1995 (T), 2001 (R)
Isofenphos (131)	1981 (T,R), 1982 (T,R), 1984 (R), 1985 (R), 1986 (T,R), 1988 (R), 1992 (R)
Isofetamid (290)	2016 (T,R)
Isoprothiolane (299)	2017 (T, R)
Isopyrazam (249)	2011 (T,R), 2017 (R)
Isoxaflutole (268)	2013 (T,R)
Kresoxim-methyl (199)	1998 (T,R), 2001 (R)
Lead arsenate	1965 (T), 1968 (T,R)
Leptophos (088)	1974 (T,R), 1975 (T,R), 1978 (T,R)
Lindane (048)	1965 (T), 1966 (T,R), 1967 (R), 1968 (R), 1969 (R), 1970 (T,R, published as Annex VI to 1971 evaluations), 1973 (T,R), 1974 (R), 1975 (R), 1977 (T,R), 1978 (R), 1979 (R), 1989 (T,R), 1997 (T), 2002 (T), 2003 (R), 2004 (corr. to 2003 report), 2015 (R)
Lufenuron (286)	2015 (T, R)
Malathion (049)	1965 (T), 1966 (T,R), 1967 (corr. to 1966 R evaluation), 1968 (R), 1969 (R), 1970 (R), 1973 (R), 1975 (R), 1977 (R), 1984 (R), 1997 (T), 1999 (R), 2000 (R), 2003 (T), 2004 (R), 2005 (R), 2008 (R), 2013 (R), 2016 (T)

Maleic hydrazide (102)	1976 (T,R), 1977 (T,R), 1980 (T), 1984 (T,R), 1996 (T), 1998 (R)
Mancozeb (050)	1967 (T,R), 1970 (T,R), 1974 (R), 1977 (R), 1980 (T,R), 1993 (T,R)
Mandipropamid (231)	2008 (T,R), 2013 (R)
Maneb	See Dithiocarbamates, 1965 (T), 1967 (T,R), 1987 (T), 1993 (T,R)
MCPA (257)	2012 (T,R)
Mecarbam (124)	1980 (T,R), 1983 (T,R), 1985 (T,R), 1986 (T,R), 1987 (R)
Meptyldinocap (244)	2010 (T,R)
Mesotrione (277)	2014 (T,R)
Metaflumizone (236)	2009 (T,R)
Metalaxyl (138)	1982 (T,R), 1984 (R), 1985 (R), 1986 (R), 1987 (R), 1989 (R), 1990 (R), 1992 (R), 1995 (R)
Metalaxyl –M (212)	2002 (T), 2004 (R)
Methacrifos (125)	1980 (T,R), 1982 (T), 1986 (T), 1988 (T), 1990 (T,R), 1992 (R)
Methamidophos (100)	1976 (T,R), 1979 (R), 1981 (R), 1982 (T,R), 1984 (R), 1985 (T), 1989 (R), 1990 (T,R), 1994 (R), 1996 (R), 1997 (R), 2002 (T), 2003 (R), 2004 (R, corr. to 2003 report)
Methidathion (051)	1972 (T,R), 1975 (T,R), 1979 (R), 1992 (T,R), 1994 (R), 1997 (T)
Methiocarb (132)	1981 (T,R), 1983 (T,R), 1984 (T), 1985 (T), 1986 (R), 1987 (T,R), 1988 (R), 1998 (T), 1999 (R), 2005 (R)
Methomyl (094)	1975 (R), 1976 (R), 1977 (R), 1978 (R), 1986 (T,R), 1987 (R), 1988 (R), 1989 (T,R), 1990 (R), 1991 (R), 2001 (T,R), 2004 (R), 2008 (R)
Methoprene (147)	1984 (T,R), 1986 (R), 1987 (T and corr. to 1986 report), 1988 (R), 1989 (R), 2001 (T), 2005 (R), 2016 (R)
Methoxychlor	1965 (T), 1977 (T)
Methoxyfenozide (209)	2003 (T,R), 2004 (corr. to 2003 report), 2006 (R), 2009 (R), 2012 (R)
Methyl bromide (052)	See Bromomethane
Metrafenone (278)	2014 (T,R), 2016 (R)
Metiram (186)	1993 (T), 1995 (R)
Mevinphos (053)	1965 (T), 1972 (T,R), 1996 (T), 1997 (E,R), 2000 (R)
MGK 264	1967 (T,R)
Monocrotophos (054)	1972 (T,R), 1975 (T,R), 1991 (T,R), 1993 (T), 1994 (R)

Myclobutanil (181)	1992 (T,R), 1997 (R), 1998 (R), (2001 (R)), 2014 (T,R)
Nabam	See Dithiocarbamates, 1965 (T), 1976 (T,R)
Natamycin (300)	2017 (T, R)
Nitrofen (140)	1983 (T,R)
Novaluron (217)	2005 (T,R), 2010 (R)
Omethoate (055)	1971 (T,R), 1975 (T,R), 1978 (T,R), 1979 (T), 1981 (T,R), 1984 (R), 1985 (T), 1986 (R), 1987 (R), 1988 (R), 1990 (R), 1998 (R)
Organomercury compounds	1965 (T), 1966 (T,R), 1967 (T,R)
Oxamyl (126)	1980 (T,R), 1983 (R), 1984 (T), 1985 (T,R), 1986 (R), 2002 (T,R), 2017 (T, R)
Oxathiapiprolin (291)	2016 (T,R)
Oxydemeton-methyl (166)	1965 (T, as demeton-S-methyl sulfoxide), 1967 (T), 1968 (R), 1973 (T,R), 1982 (T), 1984 (T,R), 1989 (T,R), 1992 (R), 1998 (R), 1999 (corr. to 1992 report), 2002 (T), 2004 (R)
Oxythioquinox	See Chinomethionat
Paclobutrazol (161)	1988 (T,R), 1989 (R)
Paraquat (057)	1970 (T,R), 1972 (T,R), 1976 (T,R), 1978 (R), 1981 (R), 1982 (T), 1985 (T), 1986 (T), 2003 (T), 2004 (R), 2009 (R)
Parathion (058)	1965 (T), 1967 (T,R), 1969 (R), 1970 (R), 1984 (R), 1991 (R), 1995 (T,R), 1997 (R), 2000 (R)
Parathion-methyl (059)	1965 (T), 1968 (T,R), 1972 (R), 1975 (T,R), 1978 (T,R), 1979 (T), 1980 (T), 1982 (T), 1984 (T,R), 1991 (R), 1992 (R), 1994 (R), 1995 (T), 2000 (R), 2003 (R)
Penconazole (182)	1992 (T,R), 1995 (R), 2015 (T), 2016 (R)
Pendimethalin (292)	2016 (T,R)
Penthiopyrad (253)	2011 (T), 2012 (R), 2013 (R)
Permethrin (120)	1979 (T,R), 1980 (R), 1981 (T,R), 1982 (R), 1983 (R), 1984 (R), 1985 (R), 1986 (T,R), 1987 (T), 1988 (R), 1989 (R), 1991 (R), 1992 (corr. to 1991 report), 1999 (T)
2-Phenylphenol (056)	1969 (T,R), 1975 (R), 1983 (T), 1985 (T,R), 1989 (T), 1990 (T,R), 1999 (T,R), 2002 (R)
Phenothrin (127)	1979 (R), 1980 (T,R), 1982 (T), 1984 (T), 1987 (R), 1988 (T,R)
Phenthoate (128)	1980 (T,R), 1981 (R), 1984 (T)
Phorate (112)	1977 (T,R), 1982 (T), 1983 (T), 1984 (R), 1985 (T), 1990 (R), 1991 (R), 1992 (R), 1993 (T), 1994 (T), 1996 (T), 2004 (T), 2005 (R), 2012 (R), 2014 (R)

Phosalone (060)	1972 (T,R), 1975 (R), 1976 (R), 1993 (T), 1994 (R), 1997 (T), 1999 (R), 2001 (T)
Phosmet (103)	1976 (R), 1977 (corr. to 1976 R evaluation), 1978 (T,R), 1979 (T,R), 1981 (R), 1984 (R), 1985 (R), 1986 (R), 1987 (R and corr. to 1986 R evaluation), 1988 (R), 1994 (T), 1997 (R), 1998 (T), 2002 (R), 2003 (R), 2007 (R)
Phosphine	See Hydrogen phosphide
Phosphamidon (061)	1965 (T), 1966 (T), 1968 (T,R), 1969 (R), 1972 (R), 1974 (R), 1982 (T), 1985 (T), 1986 (T)
Phosphonic acid (301)	2017 (T, R)
Phoxim (141)	1982 (T), 1983 (R), 1984 (T,R), 1986 (R), 1987 (R), 1988 (R)
Picoxystrobin (258)	2012 (T,R), 2013 (R), 2016 (R), 2017 (R)
Pinoxaden (293)	2016 (T,R)
Piperonyl butoxide (062)	1965 (T,R), 1966 (T,R), 1967 (R), 1969 (R), 1972 (T,R), 1992 (T,R), 1995 (T), 2001 (R), 2002 (R)
Pirimicarb (101)	1976 (T,R), 1978 (T,R), 1979 (R), 1981 (T,R), 1982 (T), 1985 (R), 2004 (T), 2006 (R)
Pirimiphos-methyl (086)	1974 (T,R), 1976 (T,R), 1977 (R), 1979 (R), 1983 (R), 1985 (R), 1992 (T), 1994 (R), 2003 (R), 2004 (R, corr. to 2003 report), 2006 (T)
Prochloraz (142)	1983 (T,R), 1985 (R), 1987 (R), 1988 (R), 1989 (R), 1990 (R), 1991 (corr. to 1990 report, Annex I, and R evaluation), 1992 (R), 2001 (T), 2004 (R), 2009 (R)
Procymidone(136)	1981 (R), 1982 (T), 1989 (T,R), 1990 (R), 1991 (corr. to 1990 Annex I), 1993 (R), 1998 (R), 2007 (T)
Profenofos (171)	1990 (T,R), 1992 (R), 1994 (R), 1995 (R), 2007 (T), 2008 (R), 2011 (R)
Propamocarb (148)	1984 (T,R), 1986 (T,R), 1987 (R), 2005 (T), 2006 (R), 2014 (R)
Propargite (113)	1977 (T,R), 1978 (R), 1979 (R), 1980 (T,R), 1982 (T,R), 1999 (T), 2002 (R), 2006 (R)
Propham (183)	1965 (T), 1992 (T,R)
Propiconazole (160)	1987 (T,R), 1991 (R), 1994 (R), 2004 (T), 2006 (R), 2007 (R), 2013 (R), 2014 (R), 2015 (R), 2017 (R)
Propineb	1977 (T,R), 1980 (T), 1983 (T), 1984 (R), 1985 (T,R), 1993 (T,R), 2004 (R)
Propoxur (075)	1973 (T,R), 1977 (R), 1981 (R), 1983 (R), 1989 (T), 1991 (R), 1996 (R)
Propylene oxide (250)	2011 (T,R), 2017 (T, R)
Propylenethiourea (PTU, 150)	1993 (T,R), 1994 (R), 1999 (T)
Prothioconazole (232)	2008 (T,R), 2009 (R), 2014 (R), 2017 (R)
Pymetrozine (279)	2014 (T,R)

Pyraclostrobin (210)	2003 (T), 2004 (R), 2006 (R), 2011 (R), 2012 (R), 2014 (R)
Pyrazophos (153)	1985 (T,R), 1987 (R), 1992 (T,R), 1993 (R)
Pyrethrins (063)	1965 (T), 1966 (T,R), 1967 (R), 1968 (R), 1969 (R), 1970 (T), 1972 (T,R), 1974 (R), 1999 (T), 2000 (R), 2003 (T,R), 2005 (R)
Pyrimethanil (226)	2007 (T,R), 2013 (R)
Pyriproxyfen (200)	1999 (R,T), 2000 (R), 2001 (T)
Quinclorac (287)	2015 (T, R), 2017 (R)
Quinoxifen (223)	2006 (T,R)
Quintozene (064)	1969 (T,R), 1973 (T,R), 1974 (R), 1975 (T,R), 1976 (Annex I, corr. to 1975 R evaluation), 1977 (T,R), 1995 (T,R), 1998 (R)
Saflufenacil (251)	2011 (T,R), 2016 (R), 2017 (R)
Sedaxane (259)	2012 (T,R), 2014 (R)
Spices	2004 (R), 2005 (R), 2007 (R), 2010 (R), 2015 (R)
Spinetoram (233)	2008 (T,R), 2012 (R), 2017 (R)
Spinosad (203)	2001 (T,R), 2004 (R), 2008 (R), 2011 (R)
Spirodiclofen (237)	2009 (T,R)
Spiromesifen (294)	2016 (T,R)
Spirotetramat (234)	2008 (T,R), 2011 (R), 2012 (R), 2013 (R), 2015 (R)
Sulfoxaflor (252)	2011 (T,R), 2013 (R), 2014 (R), 2016 (R)
Sulfuryl fluoride (218)	2005 (T,R)
2,4,5-T (121)	1970 (T,R), 1979 (T,R), 1981 (T)
Tebuconazole (189)	1994 (T,R), 1996 (corr. to Annex II of 1995 report), 1997 (R), 2008 (R), 2010 (T), 2011 (R), 2015 (R), 2017 (R)
Tebufenozide (196)	1996 (T,R), 1997 (R), 1999 (R), 2001 (T,R), 2003 (T)
Tecnazine (115)	1974 (T,R), 1978 (T,R), 1981 (R), 1983 (T), 1987 (R), 1989 (R), 1994 (T,R)
Teflubenzuron (190)	1994 (T), 1996 (R), 2016 (T,R)
Temephos	2006 (T)
Terbufos (167)	1989 (T,R), 1990 (T,R), 2003 (T), 2005 (R)
Thiabendazole (065)	1970 (T,R), 1971 (R), 1972 (R), 1975 (R), 1977 (T,R), 1979 (R), 1981 (R), 1997 (R), 2000 (R), 2006 (T,R)
Thiacloprid (223)	2006 (T,R)
Thiamethoxam (245)	2010 (T,R), 2011 (R), 2012 (R), 2014 (R)
Thiodicarb (154)	1985 (T,R), 1986 (T), 1987 (R), 1988 (R), 2000 (T), 2001 (R)

Thiometon (076)	1969 (T,R), 1973 (T,R), 1976 (R), 1979 (T,R), 1988 (R)
Thiophanate-methyl (077)	1973 (T,R), 1975 (T,R), 1977 (T), 1978 (R), 1988 (R), 2002 (R), 1990 (R), 1994 (R), 1995 (T,E), 1998 (T,R), 2006 (T), 2017 (T)
Thiram (105)	See Dithiocarbamates, 1965 (T), 1967 (T,R), 1970 (T,R), 1974 (T), 1977 (T), 1983 (R), 1984 (R), 1985 (T,R), 1987 (T), 1988 (R), 1989 (R), 1992 (T), 1996 (R)
Tolclofos-methyl (191)	1994 (T,R), 1996 (corr. to Annex II of 1995 report)
Tolfenpyrad (269)	2013 (T), 2016 (R)
Tolyfluanid (162)	1988 (T,R), 1990 (R), 1991 (corr. to 1990 report), 2002 (T,R), 2003 (R)
Toxaphene	See Camphechlor
Triadimefon (133)	1979 (R), 1981 (T,R), 1983 (T,R), 1984 (R), 1985 (T,R), 1986 (R), 1987 (R and corr. to 1986 R evaluation), 1988 (R), 1989 (R), 1992 (R), 1995 (R), 2004 (T), 2007 (R)
Triadimenol (168)	1989 (T,R), 1992 (R), 1995 (R), 2004 (T), 2007 (R), 2014 (R)
Triazolylalanine	1989 (T,R)
Triazophos (143)	1982 (T), 1983 (R), 1984 (corr. to 1983 report, Annex I), 1986 (T,R), 1990 (R), 1991 (T and corr. to 1990 R evaluation), 1992 (R), 1993 (T,R), 2002 (T), 2007 (R), 2010 (R), 2013 (R)
Trichlorfon (066)	1971 (T,R), 1975 (T,R), 1978 (T,R), 1987 (R)
Trichloronat	1971 (T,R)
Trichloroethylene	1968 (R)
Tricyclohexyltin hydroxide	See Cyhexatin
Trifloxystrobin (213)	2004 (T, R), 2012 (R), 2015 (R), 2017 (R)
Triflumezopyrim (303)	2017 (T, R)
Triflumizole (270)	2013 (T,R)
Triforine (116)	1977 (T), 1978 (T,R), 1997 (T), 2004 (R), 2014 (T,R)
Trinexapac-ethyl (271)	2013 (T,R)
Triphenyltin compounds	See Fentin compounds
Vamidothion (078)	1973 (T,R), 1982 (T), 1985 (T,R), 1987 (R), 1988 (T), 1990 (R), 1992 (R)
Vinclozolin (159)	1986 (T,R), 1987 (R and corr. to 1986 report and R evaluation), 1988 (T,R), 1989 (R), 1990 (R), 1992 (R), 1995 (T)
Zineb (105)	See Dithiocarbamates, 1965 (T), 1967 (T,R), 1993 (T)

Ziram (105)

See Dithiocarbamates, 1965 (T), 1967 (T,R),
1996 (T,R)

Zoxamide (227)

2007 (T,R), 2009 (R)

Annex 3

ANNEX 3: INTERNATIONAL ESTIMATED DAILY INTAKES OF PESTICIDE RESIDUES

AZOXYSTROBIN (229)			International Estimated Daily Intake (IEDI)						ADI = 0–0.2 mg/kg bw						
Codex Code	Commodity description	Expr as	STMR mg/kg	Diets as g/person/day		Intake as µg/person/day									
				G01 diet	G01 intake	G02 diet	G02 intake	G03 diet	G03 intake	G04 diet	G04 intake	G05 diet	G05 intake	G06 diet	G06 intake
FC 0001	Citrus fruit, raw (incl kumquat commodities)	RAC	4.9	32.25	158.03	11.67	57.18	16.70	81.83	76.01	372.45	33.90	166.11	92.97	455.55
JF 0001	Citrus fruit, juice	PP	0.39	1.30	0.51	2.37	0.92	0.22	0.09	13.88	5.41	0.75	0.29	2.63	1.03
FS 0012	Stone fruits, raw (incl dried apricots, excl dried plums)	RAC	0.74	11.33	8.38	23.62	17.48	0.24	0.18	11.32	8.38	2.28	1.69	33.26	24.61
DF 0014	Plum, dried (prunes)	PP	0.14	0.10	0.01	0.10	0.01	0.10	0.01	0.18	0.03	0.10	0.01	0.10	0.01
FB 0264	Blackberries, raw	RAC	1	0.35	0.35	0.11	0.11	0.10	0.10	0.10	0.10	0.10	0.10	1.23	1.23
FB 0266	Dewberries, incl boysen- & loganberry, raw	RAC	1	0.10	0.10	0.10	0.10	0.10	0.10	0.10	0.10	0.10	0.10	0.10	0.10
FB 0272	Raspberries, red, black, raw	RAC	1	0.10	0.10	0.93	0.93	0.10	0.10	0.10	0.10	0.10	0.10	0.10	0.10
FB 0020	Blueberries, raw	RAC	1	0.10	0.10	0.10	0.10	0.10	0.10	0.10	0.10	0.10	0.10	0.10	0.10
FB 0021	Currants, red, black, white, raw	RAC	1	0.10	0.10	0.74	0.74	0.10	0.10	0.10	0.10	0.10	0.10	0.10	0.10
FB 0268	Gooseberries, raw	RAC	1	0.10	0.10	0.24	0.24	NC	-	0.10	0.10	0.10	0.10	NC	-
FB 0267	Elderberries, raw (incl processed)	RAC	1	0.44	0.44	0.27	0.27	0.34	0.34	1.41	1.41	NC	-	0.87	0.87
FB 0269	Grape, raw (incl must, excl dried, excl juice, excl wine)	RAC	0.53	13.02	6.90	9.25	4.90	0.10	0.05	16.91	8.96	3.70	1.96	54.44	28.85
DF 0269	Grape, dried (= currants, raisins and sultanas)	PP	0.24	0.51	0.12	0.51	0.12	0.10	0.02	1.27	0.30	0.12	0.03	2.07	0.50
JF 0269	Grape juice	PP	0.19	0.14	0.03	0.29	0.06	0.10	0.02	0.30	0.06	0.24	0.05	0.10	0.02
-	Grape wine (incl vermouths)	PP	0.36	0.67	0.24	12.53	4.51	2.01	0.72	1.21	0.44	3.53	1.27	4.01	1.44
FB 0265	Cranberries, raw	RAC	0.23	0.10	0.02	0.10	0.02	NC	-	0.10	0.02	0.10	0.02	0.10	0.02
FB 0275	Strawberry, raw	RAC	1.3	0.70	0.91	2.01	2.61	0.10	0.13	1.36	1.77	0.37	0.48	2.53	3.29
FT 0289	Carambola, raw (i.e. star fruit)	RAC	0.023	0.10	0.00	0.10	0.00	0.10	0.00	0.10	0.00	NC	-	0.10	0.00
FI 0327	Banana, raw (incl plantains) (incl dried)	RAC	0.03	5.06	0.15	6.91	0.21	37.17	1.12	31.16	0.93	40.21	1.21	18.96	0.57
FI 0345	Mango, raw (incl canned mango, incl mango juice)	RAC	0.05	10.48	0.52	0.10	0.01	7.24	0.36	6.87	0.34	19.98	1.00	6.25	0.31
FI 0350	Papaya, raw	RAC	0.02	0.35	0.01	0.10	0.00	3.05	0.06	0.80	0.02	7.28	0.15	1.00	0.02
FI 2540	Pitaya, raw (i.e dragon fruit or pitahaya)	RAC	0.041	0.10	0.00	0.10	0.00	0.10	0.00	0.10	0.00	NC	-	0.10	0.00
VA 0035	Bulb vegetables, raw	RAC	2.2	34.29	75.44	46.37	102.01	4.73	10.41	41.36	90.99	21.08	46.38	52.54	115.59
VB 0041	Cabbages, head, raw	RAC	1.2	2.73	3.28	27.92	33.50	0.55	0.66	4.47	5.36	4.27	5.12	10.25	12.30
VB 0042	Flowerhead brassicas, raw	RAC	1.2	2.96	3.55	0.57	0.68	0.10	0.12	4.17	5.00	7.79	9.35	3.64	4.37
VB 0402	Brussels sprouts, raw	RAC	1.2	0.63	0.76	6.41	7.69	0.13	0.16	1.03	1.24	NC	-	2.35	2.82
VB 0405	Kohlrabi, raw	RAC	1.2	0.10	0.12	0.89	1.07	0.10	0.12	0.14	0.17	NC	-	0.33	0.40
VC 0046	Melons, raw (excl watermelons)	RAC	0.02	8.90	0.18	8.64	0.17	0.80	0.02	17.90	0.36	2.80	0.06	29.17	0.58
VC 0423	Chayote (Christophine)	RAC	0.17	NC	-	NC	-	NC	-	NC	-	NC	-	NC	-
VC 0424	Cucumber, raw	RAC	0.17	8.01	1.36	30.66	5.21	1.45	0.25	19.84	3.37	0.27	0.05	34.92	5.94
VC 0425	Gherkin, raw	RAC	0.17	1.73	0.29	6.64	1.13	0.31	0.05	4.29	0.73	0.29	0.05	7.56	1.29
VC 0431	Squash, summer, raw (= courgette, zucchini)	RAC	0.17	0.78	0.13	2.06	0.35	0.30	0.05	1.61	0.27	2.25	0.38	2.36	0.40
VC 0432	Watermelon, raw	RAC	0.02	28.96	0.58	25.65	0.51	1.56	0.03	39.26	0.79	4.94	0.10	66.90	1.34
VC 0433	Winter squash, raw (= pumpkin)	RAC	0.02	4.76	0.10	12.56	0.25	1.85	0.04	9.86	0.20	5.11	0.10	14.39	0.29
VO 0050	Fruiting vegetables other than cucurbits, raw,	RAC	0.35	18.97	6.64	21.73	7.61	20.61	7.21	27.35	9.57	35.54	12.44	50.62	17.72

Annex 3

466

AZOXYSTROBIN (229)

International Estimated Daily Intake (IEDI)

ADI = 0–0.2 mg/kg bw

Codex Code	Commodity description	Expr as	STMR mg/kg	Diets as g/person/day		Intake as µg/person/day									
				G01 diet	G01 intake	G02 diet	G02 intake	G03 diet	G03 intake	G04 diet	G04 intake	G05 diet	G05 intake	G06 diet	G06 intake
-	(incl processed commodities), excl tomato commodities, excl sweet corn commodities, excl mushroom commodities														
-	Peppers, chili, dried	PP	3.5	0.42	1.47	0.53	1.86	0.84	2.94	0.50	1.75	0.95	3.33	0.37	1.30
VO 0448	Tomato, raw (incl canned, excl juice, excl paste)	RAC	0.35	42.04	14.71	76.13	26.65	10.69	3.74	84.59	29.61	24.92	8.72	203.27	71.14
-	Tomato, paste (i.e. concentrated tomato sauce/puree)	PP	1.1	2.34	2.57	1.33	1.46	1.57	1.73	4.24	4.66	0.34	0.37	2.83	3.11
JF 0448	Tomato, juice (single strength, incl concentrated)	PP	0.16	0.29	0.05	0.29	0.05	0.10	0.02	0.38	0.06	0.10	0.02	0.14	0.02
VL 0463	Cassava leaves, raw	RAC	0.23	NC	-	NC	-	0.65	0.15	0.10	0.02	NC	-	NC	-
VL 0469	Chicory leaves (sugar loaf), raw	RAC	0.23	NC	-	NC	-	NC	-	NC	-	NC	-	NC	-
VL 0482	Lettuce, head, raw	RAC	0.28	NC	-	NC	-	NC	-	NC	-	NC	-	NC	-
VL 0483	Lettuce, leaf, raw	RAC	0.28	0.53	0.15	0.36	0.10	0.16	0.04	6.21	1.74	1.90	0.53	6.05	1.69
VL 0506	Turnip greens, raw (i.e. Namenia, Tendergreen)	RAC	0.23	NC	-	NC	-	NC	-	NC	-	NC	-	NC	-
VP 0060	Legume vegetables, raw	RAC	1	7.73	7.73	1.53	1.53	0.51	0.51	2.95	2.95	5.08	5.08	12.86	12.86
VD 0070	Pulses, raw (incl processed), excl soya bean commodities	RAC	0.01	12.80	0.13	4.97	0.05	13.60	0.14	13.82	0.14	28.25	0.28	23.64	0.24
VD 0541	Soya bean, dry, raw (incl flour, incl paste, incl curd, incl sauce, excl oil)	RAC	0.06	0.63	0.04	1.09	0.07	0.40	0.02	1.40	0.08	1.68	0.10	0.48	0.03
OR 0541	Soya oil, refined	PP	0.05	12.99	0.65	10.43	0.52	3.63	0.18	13.10	0.66	10.70	0.54	13.10	0.66
VR 0469	Chicory, roots, raw	RAC	0.05	0.10	0.01	0.20	0.01	0.10	0.01	0.10	0.01	0.10	0.01	0.10	0.01
VR 0494	Radish roots, raw	RAC	0.23	2.31	0.53	4.09	0.94	2.53	0.58	6.15	1.41	5.88	1.35	2.97	0.68
VR 0497	Swede, raw (i.e. rutabaga)	RAC	0.23	1.58	0.36	2.80	0.64	1.74	0.40	4.21	0.97	NC	-	2.03	0.47
VR 0498	Salsify, raw (i.e. oysterplant)	RAC	0.23	0.21	0.05	0.37	0.09	0.23	0.05	0.55	0.13	NC	-	0.27	0.06
VR 0504	Tannia, raw (i.e. yautia)	RAC	0.23	NC	-	NC	-	NC	-	0.10	0.02	0.26	0.06	1.27	0.29
VR 0505	Taro, raw	RAC	0.23	0.10	0.02	NC	-	25.12	5.78	0.10	0.02	0.10	0.02	0.97	0.22
VR 0508	Sweet potato, raw (incl dried)	RAC	0.23	0.18	0.04	0.18	0.04	42.16	9.70	1.61	0.37	3.06	0.70	6.67	1.53
VR 0574	Beetroot, raw	RAC	0.23	3.42	0.79	6.06	1.39	3.75	0.86	9.11	2.10	NC	-	4.39	1.01
VR 0577	Carrots, raw	RAC	0.23	9.51	2.19	30.78	7.08	0.37	0.09	8.75	2.01	2.80	0.64	6.10	1.40
VR 0578	Celeriac, raw	RAC	0.23	1.70	0.39	3.01	0.69	1.87	0.43	4.53	1.04	NC	-	2.19	0.50
VR 0583	Horseradish, raw	RAC	0.23	0.51	0.12	0.91	0.21	0.56	0.13	1.37	0.32	NC	-	0.66	0.15
VR 0585	Jerusalem artichoke, raw (i.e. topinambur)	RAC	0.23	1.57	0.36	0.10	0.02	0.96	0.22	1.36	0.31	0.48	0.11	0.10	0.02
VR 0588	Parsnip, raw	RAC	0.23	0.59	0.14	1.05	0.24	0.65	0.15	1.58	0.36	NC	-	0.76	0.17
VR 0589	Potato, raw (incl flour, incl frozen, incl starch, incl tapioca)	RAC	2.3	59.74	137.40	316.14	727.12	9.78	22.49	60.26	138.60	54.12	124.48	119.82	275.59
VR 0590	Black radish, raw	RAC	0.23	NC	-	NC	-	NC	-	NC	-	NC	-	NC	-
VR 0591	Japanese radish, raw (i.e. daikon)	RAC	0.23	1.90	0.44	3.36	0.77	2.08	0.48	5.06	1.16	NC	-	2.44	0.56
VR 0596	Sugar beet, raw (incl sugar)	RAC	0.08	0.13	0.01	NC	-	0.10	0.01	0.66	0.05	0.47	0.04	88.94	7.12
VR 0600	Yams, raw (incl dried)	RAC	0.23	0.10	0.02	NC	-	90.40	20.79	6.45	1.48	0.74	0.17	0.65	0.15
VS 0620	Artichoke globe	RAC	1.8	0.69	1.24	0.10	0.18	0.10	0.18	0.32	0.58	0.26	0.47	1.21	2.18
VS 0621	Asparagus	RAC	0.01	0.10	0.00	0.10	0.00	0.10	0.00	0.10	0.00	0.10	0.00	0.21	0.00
VS 0624	Celery	RAC	0.43	2.14	0.92	3.79	1.63	2.35	1.01	5.69	2.45	0.10	0.04	2.75	1.18
GC 0640	Barley, raw (incl malt extract, incl pot&pearled,	RAC	0.05	18.98	0.95	13.35	0.67	0.42	0.02	0.67	0.03	2.30	0.12	0.86	0.04

Annex 3

AZOXYSTROBIN (229)

International Estimated Daily Intake (IEDI)

ADI = 0–0.2 mg/kg bw

Codex Code	Commodity description	Expr as	STMR mg/kg	Diets as g/person/day		Intake as µg/person/day									
				G01 diet	G01 intake	G02 diet	G02 intake	G03 diet	G03 intake	G04 diet	G04 intake	G05 diet	G05 intake	G06 diet	G06 intake
	incl flour & grits, incl malt, excl beer)														
-	Barley beer	PP	0.0015	4.87	0.01	93.78	0.14	24.28	0.04	12.76	0.02	39.28	0.06	18.15	0.03
GC 0645	Maize, raw (incl glucose & dextrose & isoglucose, incl germ, incl starch, excl flour, excl oil, excl beer)	RAC	0.01	0.97	0.01	0.24	0.00	0.70	0.01	4.10	0.04	2.56	0.03	13.31	0.13
CF 1255	Maize, flour (white flour and wholemeal flour)	PP	0.01	22.72	0.23	35.61	0.36	87.27	0.87	34.92	0.35	46.71	0.47	49.12	0.49
-	Maize beer	PP	0.01	NC	-	NC	-	4.61	0.05	NC	-	NC	-	NC	-
OR 0645	Maize oil	PP	0.06	0.96	0.06	0.85	0.05	0.29	0.02	5.42	0.33	0.42	0.03	2.10	0.13
GC 0647	Oats, raw (incl rolled)	RAC	0.05	0.10	0.01	7.05	0.35	0.10	0.01	1.71	0.09	0.96	0.05	0.10	0.01
CM 0649 (GC 0649)	Rice, husked, dry (incl paddy rice)	REP	0.68	1.17	0.80	1.30	0.88	31.05	21.11	4.79	3.26	0.25	0.17	2.16	1.47
CM 1205	Rice polished, dry	PP	0.06	34.21	2.05	10.39	0.62	41.72	2.50	82.38	4.94	150.24	9.01	70.47	4.23
-	Rice flour	PP	0.06	0.10	0.01	0.22	0.01	0.10	0.01	0.50	0.03	0.22	0.01	0.10	0.01
-	Rice, starch	PP	0.06	0.10	0.01	0.10	0.01	NC	-	0.10	0.01	NC	-	0.10	0.01
-	Rice bran oil	PP	0.68	0.10	0.07	NC	-	NC	-	NC	-	0.36	0.24	NC	-
-	Rice, Fermented Beverages (rice wine, sake)	PP	0.68	NC	-	NC	-	NC	-	NC	-	0.10	0.07	NC	-
GC 0650	Rye, raw (incl flour)	RAC	0.01	0.13	0.00	19.38	0.19	0.10	0.00	0.12	0.00	0.10	0.00	2.15	0.02
GC 0651	Sorghum, raw (incl flour, incl beer)	RAC	1.85	4.34	8.03	0.10	0.19	16.25	30.06	15.82	29.27	10.97	20.29	2.92	5.40
GC 0653	Triticale, raw (incl flour)	RAC	0.01	NC	-	NC	-	NC	-	0.10	0.00	0.39	0.00	NC	-
GC 0654	Wheat, raw (incl meslin)	RAC	0.01	0.10	0.00	1.12	0.01	NC	-	0.10	0.00	0.56	0.01	NC	-
-	Wheat, bulgur	PP	0.01	NC	-	NC	-	NC	-	0.10	0.00	NC	-	NC	-
CF 1210	Wheat, germ	PP	0.01	NC	-	NC	-	0.10	0.00	0.10	0.00	0.14	0.00	0.10	0.00
CF 0654	Wheat, bran	PP	0.004	NC	-	NC	-	NC	-	NC	-	NC	-	NC	-
CF 1212	Wheat, wholemeal flour	PP	0.01	NC	-	NC	-	NC	-	NC	-	NC	-	NC	-
CP 1212	Wheat, wholemeal bread	PP	0.001	0.10	0.00	0.10	0.00	0.10	0.00	0.10	0.00	0.10	0.00	0.10	0.00
CP 1211	Wheat, white bread	PP	0.001	0.25	0.00	0.63	0.00	0.12	0.00	0.43	0.00	1.39	0.00	0.22	0.00
-	Wheat, Fermented Beverages (Korean jakju and takju)	PP	0.01	NC	-	NC	-	NC	-	NC	-	NC	-	NC	-
CF 1211	Wheat, white flour (incl white flour products: starch, gluten, macaroni, pastry)	PP	0.003	301.49	0.90	269.27	0.81	30.33	0.09	222.94	0.67	136.12	0.41	343.34	1.03
GS 0659	Sugar cane, raw	RAC	0.02	38.16	0.76	NC	-	12.58	0.25	0.34	0.01	17.79	0.36	42.78	0.86
-	Sugar cane, molasses	PP	0.005	NC	-	NC	-	NC	-	NC	-	0.10	0.00	NC	-
-	Sugar cane, sugar (incl non-centrifugal sugar, incl refined sugar and maltose)	PP	0.0066	61.52	0.41	86.27	0.57	18.80	0.12	80.02	0.53	66.39	0.44	56.32	0.37
TN 0295	Cashew nuts, nutmeat	RAC	0.01	0.10	0.00	0.10	0.00	0.24	0.00	0.47	0.00	0.32	0.00	0.10	0.00
TN 0660	Almonds, nutmeat	RAC	0.01	1.38	0.01	0.10	0.00	0.10	0.00	1.00	0.01	0.10	0.00	0.81	0.01
TN 0662	Brazil nuts, nutmeat	RAC	0.01	0.10	0.00	0.10	0.00	0.10	0.00	0.10	0.00	0.10	0.00	0.10	0.00
TN 0664	Chestnut, raw	RAC	0.01	0.10	0.00	0.10	0.00	0.10	0.00	0.31	0.00	0.10	0.00	0.67	0.01
TN 0665	Coconut, nutmeat (incl. copra, incl desiccated, incl oil)	RAC	0.01	1.73	0.02	1.20	0.01	6.63	0.07	10.18	0.10	13.07	0.13	2.98	0.03
TN 0666	Hazelnuts, nutmeat	RAC	0.01	0.10	0.00	0.13	0.00	0.10	0.00	0.11	0.00	0.10	0.00	1.11	0.01
TN 0669	Macadamia nuts, nutmeat (i.e. Queensland nuts)	RAC	0.01	0.10	0.00	0.10	0.00	0.10	0.00	0.10	0.00	NC	-	0.10	0.00

Annex 3

AZOXYSTROBIN (229)

International Estimated Daily Intake (IEDI)

ADI = 0–0.2 mg/kg bw

Codex Code	Commodity description	Expr as	STMR mg/kg	Diets as g/person/day				Intake as µg/person/day							
				G01 diet	G01 intake	G02 diet	G02 intake	G03 diet	G03 intake	G04 diet	G04 intake	G05 diet	G05 intake	G06 diet	G06 intake
TN 0672	Pecan nuts, nutmeat	RAC	0.01	0.10	0.00	0.10	0.00	0.10	0.00	0.14	0.00	0.10	0.00	0.13	0.00
TN 0673	Pine nuts, nutmeat (i.e. pignolia nuts)	RAC	0.01	0.18	0.00	0.18	0.00	0.10	0.00	0.49	0.00	0.25	0.00	0.43	0.00
TN 0675	Pistachio nut, nutmeat	RAC	0.44	0.41	0.18	0.10	0.04	0.10	0.04	0.85	0.37	0.10	0.04	1.08	0.48
TN 0678	Walnuts, nutmeat	RAC	0.01	0.23	0.00	1.49	0.01	0.10	0.00	0.33	0.00	0.10	0.00	2.06	0.02
SO 0495	Rape seed, raw (incl oil)	RAC	0.02	0.93	0.02	1.16	0.02	0.49	0.01	2.53	0.05	9.32	0.19	2.02	0.04
SO 0691	Cotton seed, raw (incl oil)	RAC	0.01	20.53	0.21	9.80	0.10	6.42	0.06	4.73	0.05	7.14	0.07	18.68	0.19
SO 0697	Peanuts, nutmeat, raw (incl roasted, incl butter, excl oil)	RAC	0.01	0.46	0.00	1.21	0.01	6.64	0.07	2.71	0.03	1.26	0.01	1.84	0.02
OR 0697	Peanut oil, edible	PP	0.03	0.36	0.01	0.10	0.00	2.57	0.08	0.10	0.00	2.29	0.07	0.36	0.01
SO 0702	Sunflower seed, raw	RAC	0.04	0.10	0.00	0.33	0.01	0.10	0.00	0.24	0.01	0.10	0.00	0.10	0.00
OR 0702	Sunflower seed oil, edible	PP	0.01	2.97	0.03	14.42	0.14	0.43	0.00	3.46	0.03	2.20	0.02	5.53	0.06
SB 0716	Coffee beans, raw (i.e. green coffee)	RAC	0.01	0.96	0.01	0.16	0.00	0.91	0.01	0.27	0.00	1.37	0.01	0.46	0.00
SM 0716	Coffee beans, roasted	PP	0.006	0.19	0.00	0.91	0.01	0.16	0.00	2.50	0.02	0.39	0.00	0.40	0.00
-	Coffee beans, instant coffee (incl essences and concentrates)	PP	0.01	0.10	0.00	0.94	0.01	0.10	0.00	0.70	0.01	0.10	0.00	0.29	0.00
-	Coffee beans, substitutes, containing coffee	PP	0.01	0.10	0.00	0.10	0.00	0.16	0.00	0.17	0.00	0.10	0.00	0.10	0.00
HH 0720	Herbs, raw (incl dried)	RAC	23	1.69	38.87	1.91	43.93	1.18	27.14	3.35	77.05	0.55	12.65	1.64	37.72
DH 1100	Hops, dry	RAC	11	0.10	1.10	0.10	1.10	0.10	1.10	0.10	1.10	NC	-	0.10	1.10
MM 0095	MEAT FROM MAMMALS other than marine mammals, raw (incl prepared meat) -80% as muscle	RAC	0.01	24.96	0.25	57.95	0.58	16.70	0.17	38.38	0.38	26.46	0.26	29.00	0.29
MM 0095	MEAT FROM MAMMALS other than marine mammals, raw (incl prepared meat) - 20% as fat	RAC	0.015	6.24	0.09	14.49	0.22	4.18	0.06	9.60	0.14	6.62	0.10	7.25	0.11
MF 0100	Mammalian fats, raw, excl milk fats (incl rendered fats)	RAC	0.015	3.29	0.05	6.14	0.09	0.82	0.01	1.57	0.02	2.23	0.03	1.07	0.02
MO 0105	Edible offal (mammalian), raw	RAC	0.02	4.79	0.10	9.68	0.19	2.97	0.06	5.49	0.11	3.84	0.08	5.03	0.10
ML 0106	Milks, raw or skimmed (incl dairy products)	RAC	0.01	289.65	2.90	485.88	4.86	26.92	0.27	239.03	2.39	199.91	2.00	180.53	1.81
PM 0110	Poultry meat, raw (incl prepared)	RAC	0	14.63	0.00	29.76	0.00	8.04	0.00	129.68	0.00	25.04	0.00	35.66	0.00
PF 0111	Poultry fat, raw (incl rendered)	RAC	0	0.10	0.00	0.10	0.00	NC	-	0.10	0.00	0.10	0.00	0.10	0.00
PE 0112	Eggs, raw, (incl dried)	RAC	0	7.84	0.00	23.08	0.00	2.88	0.00	14.89	0.00	9.81	0.00	14.83	0.00
-	-	-	-	-	-	-	-	-	-	-	-	-	-	-	-
Total intake (µg/person)=				500.2		1080.3		261.7		835.7		443.4		1122.4	
Bodyweight per region (kg bw) =				60		60		60		60		60		60	
ADI (µg/person)=				12000		12000		12000		12000		12000		12000	
%ADI=				4.2%		9.0%		2.2%		7.0%		3.7%		9.4%	
Rounded %ADI=				4%		9%		2%		7%		4%		9%	

Annex 3

AZOXYSTROBIN (229)

International Estimated Daily Intake (IEDI)

ADI = 0–0.2 mg/kg bw

Codex Code	Commodity description	Expr as	STMR mg/kg	Diets as g/person/day				Intake as µg/person/day							
				G07 diet	G07 intake	G08 diet	G08 intake	G09 diet	G09 intake	G10 diet	G10 intake	G11 diet	G11 intake	G12 diet	G12 intake
FC 0001	Citrus fruit, raw (incl kumquat commodities)	RAC	4.9	38.66	189.43	54.93	269.16	26.36	129.16	51.46	252.15	51.06	250.19	466.36	2285.16
JF 0001	Citrus fruit, juice	PP	0.39	36.84	14.37	3.75	1.46	0.30	0.12	21.62	8.43	21.82	8.51	46.67	18.20
FS 0012	Stone fruits, raw (incl dried apricots, excl dried plums)	RAC	0.74	18.18	13.45	23.83	17.63	14.27	10.56	18.52	13.70	9.35	6.92	0.11	0.08
DF 0014	Plum, dried (prunes)	PP	0.14	0.61	0.09	0.35	0.05	0.10	0.01	0.35	0.05	0.49	0.07	0.13	0.02
FB 0264	Blackberries, raw	RAC	1	0.10	0.10	0.52	0.52	0.14	0.14	0.24	0.24	NC	-	0.10	0.10
FB 0266	Dewberries, incl boysen- & loganberry, raw	RAC	1	0.10	0.10	NC	-	0.10	0.10	0.10	0.10	NC	-	0.10	0.10
FB 0272	Raspberries, red, black, raw	RAC	1	0.47	0.47	0.91	0.91	0.10	0.10	0.99	0.99	1.14	1.14	NC	-
FB 0020	Blueberries, raw	RAC	1	0.10	0.10	0.23	0.23	0.10	0.10	0.83	0.83	0.33	0.33	NC	-
FB 0021	Currants, red, black, white, raw	RAC	1	0.48	0.48	4.23	4.23	NC	-	1.51	1.51	0.49	0.49	NC	-
FB 0268	Gooseberries, raw	RAC	1	0.10	0.10	1.04	1.04	0.10	0.10	0.23	0.23	NC	-	NC	-
FB 0267	Elderberries, raw (incl processed)	RAC	1	8.20	8.20	0.14	0.14	NC	-	NC	-	NC	-	1.87	1.87
FB 0269	Grape, raw (incl must, excl dried, excl juice, excl wine)	RAC	0.53	6.48	3.43	11.31	5.99	5.21	2.76	9.50	5.04	4.66	2.47	0.78	0.41
DF 0269	Grape, dried (= currants, raisins and sultanas)	PP	0.24	3.09	0.74	1.51	0.36	0.10	0.02	1.38	0.33	4.26	1.02	0.42	0.10
JF 0269	Grape juice	PP	0.19	0.56	0.11	1.96	0.37	0.10	0.02	2.24	0.43	2.27	0.43	0.34	0.06
-	Grape wine (incl vermouths)	PP	0.36	88.93	32.01	62.41	22.47	1.84	0.66	25.07	9.03	61.17	22.02	5.84	2.10
FB 0265	Cranberries, raw	RAC	0.23	0.10	0.02	0.10	0.02	0.10	0.02	1.22	0.28	0.11	0.03	NC	-
FB 0275	Strawberry, raw	RAC	1.3	4.49	5.84	5.66	7.36	0.10	0.13	6.63	8.62	5.75	7.48	0.10	0.13
FT 0289	Carambola, raw (i.e. star fruit)	RAC	0.023	NC	-	0.10	0.00	0.10	0.00	NC	-	NC	-	NC	-
FI 0327	Banana, raw (incl plantains) (incl dried)	RAC	0.03	25.14	0.75	23.37	0.70	23.06	0.69	23.40	0.70	18.44	0.55	39.29	1.18
FI 0345	Mango, raw (incl canned mango, incl mango juice)	RAC	0.05	1.80	0.09	0.63	0.03	10.05	0.50	1.07	0.05	3.52	0.18	16.44	0.82
FI 0350	Papaya, raw	RAC	0.02	0.31	0.01	0.18	0.00	1.50	0.03	0.51	0.01	0.54	0.01	1.08	0.02
FI 2540	Pitaya, raw (i.e dragon fruit or pitahaya)	RAC	0.041	NC	-	NC	-	0.10	0.00	NC	-	NC	-	NC	-
VA 0035	Bulb vegetables, raw	RAC	2.2	26.24	57.73	36.47	80.23	39.29	86.44	39.37	86.61	29.12	64.06	20.21	44.46
VB 0041	Cabbages, head, raw	RAC	1.2	8.97	10.76	27.12	32.54	1.44	1.73	24.96	29.95	4.55	5.46	11.23	13.48
VB 0042	Flowerhead brassicas, raw	RAC	1.2	9.50	11.40	6.77	8.12	9.03	10.84	3.21	3.85	9.36	11.23	0.87	1.04
VB 0402	Brussels sprouts, raw	RAC	1.2	2.24	2.69	2.67	3.20	6.23	7.48	0.32	0.38	4.19	5.03	2.58	3.10
VB 0405	Kohlrabi, raw	RAC	1.2	NC	-	3.25	3.90	NC	-	NC	-	0.10	0.12	0.36	0.43
VC 0046	Melons, raw (excl watermelons)	RAC	0.02	9.20	0.18	11.95	0.24	14.63	0.29	8.99	0.18	7.86	0.16	2.46	0.05
VC 0423	Chayote (Christophine)	RAC	0.17	NC	-	NC	-	NC	-	NC	-	NC	-	NC	-
VC 0424	Cucumber, raw	RAC	0.17	6.72	1.14	11.03	1.88	32.10	5.46	15.10	2.57	4.05	0.69	9.57	1.63
VC 0425	Gherkin, raw	RAC	0.17	0.41	0.07	5.89	1.00	NC	-	0.10	0.02	0.37	0.06	2.07	0.35
VC 0431	Squash, summer, raw (= courgette, zucchini)	RAC	0.17	NC	-	NC	-	5.48	0.93	NC	-	NC	-	1.03	0.18
VC 0432	Watermelon, raw	RAC	0.02	4.60	0.09	9.82	0.20	68.50	1.37	13.19	0.26	1.99	0.04	14.56	0.29
VC 0433	Winter squash, raw (= pumpkin)	RAC	0.02	6.88	0.14	3.23	0.06	2.59	0.05	12.12	0.24	1.68	0.03	6.30	0.13
VO 0050	Fruiting vegetables other than cucurbits, raw, (incl processed commodities), excl tomato commodities, excl sweet corn commodities, excl mushroom commodities	RAC	0.35	8.19	2.87	18.68	6.54	42.99	15.05	15.04	5.26	11.46	4.01	6.30	2.21
-	Peppers, chili, dried	PP	3.5	0.11	0.39	0.21	0.74	0.36	1.26	0.21	0.74	0.25	0.88	0.15	0.53

Annex 3

470

AZOXYSTROBIN (229)		International Estimated Daily Intake (IEDI)										ADI = 0–0.2 mg/kg bw			
Codex Code	Commodity description	Expr as	STMR mg/kg	Diets as g/person/day				Intake as µg/person/day							
				G07 diet	G07 intake	G08 diet	G08 intake	G09 diet	G09 intake	G10 diet	G10 intake	G11 diet	G11 intake	G12 diet	G12 intake
VO 0448	Tomato, raw (incl canned, excl juice, excl paste)	RAC	0.35	43.88	15.36	55.41	19.39	35.38	12.38	74.88	26.21	26.50	9.28	9.51	3.33
-	Tomato, paste (i.e. concentrated tomato sauce/puree)	PP	1.1	4.96	5.46	3.20	3.52	0.15	0.17	1.61	1.77	6.88	7.57	0.52	0.57
JF 0448	Tomato, juice (single strength, incl concentrated)	PP	0.16	0.80	0.13	0.10	0.02	0.10	0.02	0.61	0.10	0.40	0.06	0.10	0.02
VL 0463	Cassava leaves, raw	RAC	0.23	NC	-	NC	-	NC	-	NC	-	NC	-	NC	-
VL 0469	Chicory leaves (sugar loaf), raw	RAC	0.23	NC	-	NC	-	NC	-	NC	-	NC	-	NC	-
VL 0482	Lettuce, head, raw	RAC	0.28	NC	-	NC	-	NC	-	NC	-	NC	-	NC	-
VL 0483	Lettuce, leaf, raw	RAC	0.28	14.50	4.06	11.76	3.29	13.14	3.68	19.50	5.46	4.81	1.35	2.23	0.62
VL 0506	Turnip greens, raw (i.e. Namenia, Tendergreen)	RAC	0.23	NC	-	NC	-	NC	-	NC	-	NC	-	NC	-
VP 0060	Legume vegetables, raw	RAC	1	18.21	18.21	8.91	8.91	7.22	7.22	10.04	10.04	23.22	23.22	0.17	0.17
VD 0070	Pulses, raw (incl processed), excl soya bean commodities	RAC	0.01	6.54	0.07	5.27	0.05	5.03	0.05	8.94	0.09	4.84	0.05	28.65	0.29
VD 0541	Soya bean, dry, raw (incl flour, incl paste, incl curd, incl sauce, excl oil)	RAC	0.06	0.47	0.03	0.77	0.05	9.12	0.55	8.05	0.48	0.10	0.01	6.06	0.36
OR 0541	Soya oil, refined	PP	0.05	19.06	0.95	21.06	1.05	5.94	0.30	33.78	1.69	40.05	2.00	13.39	0.67
VR 0469	Chicory, roots, raw	RAC	0.05	0.10	0.01	0.51	0.03	0.10	0.01	0.10	0.01	21.12	1.06	NC	-
VR 0494	Radish roots, raw	RAC	0.23	3.83	0.88	11.99	2.76	NC	-	5.26	1.21	2.19	0.50	4.37	1.01
VR 0497	Swede, raw (i.e. rutabaga)	RAC	0.23	10.01	2.30	1.66	0.38	NC	-	NC	-	3.06	0.70	2.99	0.69
VR 0498	Salsify, raw (i.e. oysterplant)	RAC	0.23	1.02	0.23	0.52	0.12	NC	-	NC	-	2.08	0.48	0.39	0.09
VR 0504	Tannia, raw (i.e. yautia)	RAC	0.23	NC	-	NC	-	NC	-	0.10	0.02	NC	-	10.74	2.47
VR 0505	Taro, raw	RAC	0.23	NC	-	NC	-	1.93	0.44	0.84	0.19	NC	-	19.94	4.59
VR 0508	Sweet potato, raw (incl dried)	RAC	0.23	0.93	0.21	0.32	0.07	64.65	14.87	5.37	1.24	0.30	0.07	3.13	0.72
VR 0574	Beetroot, raw	RAC	0.23	9.91	2.28	6.34	1.46	NC	-	9.65	2.22	19.11	4.40	6.47	1.49
VR 0577	Carrots, raw	RAC	0.23	26.26	6.04	27.13	6.24	10.07	2.32	16.49	3.79	44.69	10.28	8.75	2.01
VR 0578	Celeriac, raw	RAC	0.23	2.97	0.68	1.79	0.41	NC	-	0.10	0.02	16.91	3.89	3.22	0.74
VR 0583	Horseradish, raw	RAC	0.23	0.10	0.02	0.42	0.10	13.01	2.99	0.26	0.06	2.70	0.62	0.97	0.22
VR 0585	Jerusalem artichoke, raw (i.e. topinambur)	RAC	0.23	0.11	0.03	0.10	0.02	NC	-	0.22	0.05	NC	-	0.78	0.18
VR 0588	Parsnip, raw	RAC	0.23	4.42	1.02	0.10	0.02	NC	-	NC	-	NC	-	1.12	0.26
VR 0589	Potato, raw (incl flour, incl frozen, incl starch, incl tapioca)	RAC	2.3	225.03	517.57	234.24	538.75	71.48	164.40	177.55	408.37	234.55	539.47	37.71	86.73
VR 0590	Black radish, raw	RAC	0.23	NC	-	NC	-	NC	-	NC	-	NC	-	NC	-
VR 0591	Japanese radish, raw (i.e. daikon)	RAC	0.23	NC	-	NC	-	26.64	6.13	18.92	4.35	NC	-	3.59	0.83
VR 0596	Sugar beet, raw (incl sugar)	RAC	0.08	0.10	0.01	NC	-	0.10	0.01	0.10	0.01	NC	-	NC	-
VR 0600	Yams, raw (incl dried)	RAC	0.23	NC	-	NC	-	0.10	0.02	0.71	0.16	NC	-	17.57	4.04
VS 0620	Artichoke globe	RAC	1.8	0.98	1.76	3.65	6.57	0.10	0.18	1.67	3.01	0.26	0.47	NC	-
VS 0621	Asparagus	RAC	0.01	0.84	0.01	2.08	0.02	7.11	0.07	1.01	0.01	1.69	0.02	0.10	0.00
VS 0624	Celery	RAC	0.43	7.68	3.30	2.85	1.23	NC	-	3.34	1.44	16.83	7.24	4.04	1.74
GC 0640	Barley, raw (incl malt extract, incl pot&pearled, incl flour & grits, incl malt, excl beer)	RAC	0.05	1.94	0.10	4.15	0.21	0.66	0.03	2.50	0.13	2.14	0.11	3.52	0.18

Annex 3

AZOXYSTROBIN (229)			International Estimated Daily Intake (IEDI)						ADI = 0–0.2 mg/kg bw						
Codex Code	Commodity description	Expr as	STMR mg/kg	Diets as g/person/day			Intake as µg/person/day								
				G07 diet	G07 intake	G08 diet	G08 intake	G09 diet	G09 intake	G10 diet	G10 intake	G11 diet	G11 intake	G12 diet	G12 intake
-	Barley beer	PP	0.0015	180.21	0.27	259.46	0.39	45.91	0.07	172.36	0.26	234.42	0.35	65.30	0.10
GC 0645	Maize, raw (incl glucose & dextrose & isoglucose, incl germ, incl starch, excl flour, excl oil, excl beer)	RAC	0.01	0.10	0.00	9.93	0.10	1.71	0.02	21.20	0.21	0.33	0.00	0.10	0.00
CF 1255	Maize, flour (white flour and wholemeal flour)	PP	0.01	14.27	0.14	12.86	0.13	19.71	0.20	12.55	0.13	4.21	0.04	52.30	0.52
-	Maize beer	PP	0.01	NC	-	NC	-	NC	-	1.99	0.02	NC	-	NC	-
OR 0645	Maize oil	PP	0.06	0.90	0.05	0.47	0.03	0.15	0.01	3.01	0.18	1.86	0.11	0.36	0.02
GC 0647	Oats, raw (incl rolled)	RAC	0.05	7.50	0.38	6.26	0.31	0.15	0.01	4.87	0.24	3.16	0.16	2.98	0.15
CM 0649 (GC 0649)	Rice, husked, dry (incl paddy rice)	REP	0.68	2.43	1.65	1.62	1.10	0.42	0.29	1.06	0.72	NC	-	5.02	3.41
CM 1205	Rice polished, dry	PP	0.06	13.38	0.80	10.80	0.65	262.08	15.72	57.16	3.43	12.83	0.77	62.78	3.77
-	Rice flour	PP	0.06	0.98	0.06	0.38	0.02	0.72	0.04	0.10	0.01	0.23	0.01	0.10	0.01
-	Rice, starch	PP	0.06	NC	-	NC	-	0.10	0.01	NC	-	NC	-	0.10	0.01
-	Rice bran oil	PP	0.68	NC	-	NC	-	0.15	0.10	0.10	0.07	NC	-	NC	-
-	Rice, Fermented Beverages (rice wine, sake)	PP	0.68	NC	-	NC	-	0.10	0.07	2.77	1.88	NC	-	NC	-
GC 0650	Rye, raw (incl flour)	RAC	0.01	3.21	0.03	35.38	0.35	0.21	0.00	6.50	0.07	1.49	0.01	NC	-
GC 0651	Sorghum, raw (incl flour, incl beer)	RAC	1.85	NC	-	NC	-	1.44	2.66	1.15	2.13	NC	-	7.12	13.17
GC 0653	Triticale, raw (incl flour)	RAC	0.01	0.10	0.00	0.17	0.00	0.29	0.00	0.10	0.00	NC	-	NC	-
GC 0654	Wheat, raw (incl meslin)	RAC	0.01	NC	-	NC	-	NC	-	0.10	0.00	NC	-	NC	-
-	Wheat, bulgur	PP	0.01	NC	-	NC	-	0.10	0.00	NC	-	NC	-	NC	-
CF 1210	Wheat, germ	PP	0.01	0.97	0.01	0.10	0.00	0.10	0.00	0.10	0.00	NC	-	0.10	0.00
CF 0654	Wheat, bran	PP	0.004	NC	-	NC	-	NC	-	NC	-	NC	-	NC	-
CF 1212	Wheat, wholemeal flour	PP	0.01	NC	-	NC	-	NC	-	NC	-	NC	-	NC	-
CP 1212	Wheat, wholemeal bread	PP	0.001	0.10	0.00	0.10	0.00	0.10	0.00	0.10	0.00	0.10	0.00	0.10	0.00
CP 1211	Wheat, white bread	PP	0.001	1.30	0.00	0.46	0.00	0.10	0.00	0.22	0.00	2.44	0.00	0.77	0.00
-	Wheat, Fermented Beverages (Korean jakju and takju)	PP	0.01	NC	-	NC	-	NC	-	4.36	0.04	NC	-	NC	-
CF 1211	Wheat, white flour (incl white flour products: starch, gluten, macaroni, pastry)	PP	0.003	199.38	0.60	193.50	0.58	106.30	0.32	185.31	0.56	171.11	0.51	132.37	0.40
GS 0659	Sugar cane, raw	RAC	0.02	NC	-	NC	-	4.27	0.09	0.10	0.00	NC	-	3.24	0.06
-	Sugar cane, molasses	PP	0.005	NC	-	NC	-	0.10	0.00	NC	-	NC	-	NC	-
-	Sugar cane, sugar (incl non-centrifugal sugar, incl refined sugar and maltose)	PP	0.0066	92.24	0.61	95.72	0.63	24.12	0.16	77.39	0.51	117.73	0.78	100.67	0.66
TN 0295	Cashew nuts, nutmeat	RAC	0.01	0.59	0.01	0.23	0.00	0.18	0.00	0.52	0.01	1.75	0.02	2.78	0.03
TN 0660	Almonds, nutmeat	RAC	0.01	0.81	0.01	2.21	0.02	0.10	0.00	1.02	0.01	1.47	0.01	NC	-
TN 0662	Brazil nuts, nutmeat	RAC	0.01	0.12	0.00	0.10	0.00	0.10	0.00	0.10	0.00	0.13	0.00	NC	-
TN 0664	Chestnut, raw	RAC	0.01	0.34	0.00	0.21	0.00	1.14	0.01	0.52	0.01	0.10	0.00	NC	-
TN 0665	Coconut, nutmeat (incl. copra, incl desiccated, incl oil)	RAC	0.01	4.13	0.04	2.73	0.03	13.15	0.13	5.85	0.06	6.92	0.07	22.24	0.22
TN 0666	Hazelnuts, nutmeat	RAC	0.01	0.45	0.00	1.12	0.01	0.10	0.00	0.34	0.00	1.63	0.02	NC	-
TN 0669	Macadamia nuts, nutmeat (i.e. Queensland nuts)	RAC	0.01	NC	-	0.40	0.00	NC	-	NC	-	NC	-	0.10	0.00

Annex 3

AZOXYSTROBIN (229)			International Estimated Daily Intake (IEDI)						ADI = 0-0.2 mg/kg bw												
Codex Code	Commodity description	Expr as	STMR mg/kg	Diets as g/person/day			Intake as µg/person/day														
				G07 diet	G07 intake	G08 diet	G08 intake	G09 diet	G09 intake	G10 diet	G10 intake	G11 diet	G11 intake	G12 diet	G12 intake						
TN 0672	Pecan nuts, nutmeat	RAC	0.01	0.38	0.00	NC	-	NC	-	0.27	0.00	NC	-	0.26	0.00						
TN 0673	Pine nuts, nutmeat (i.e. pignolia nuts)	RAC	0.01	0.99	0.01	0.66	0.01	0.22	0.00	0.27	0.00	1.89	0.02	0.89	0.01						
TN 0675	Pistachio nut, nutmeat	RAC	0.44	0.35	0.15	0.48	0.21	0.10	0.04	0.39	0.17	0.23	0.10	0.10	0.04						
TN 0678	Walnuts, nutmeat	RAC	0.01	0.34	0.00	0.84	0.01	0.28	0.00	0.39	0.00	0.45	0.00	NC	-						
SO 0495	Rape seed, raw (incl oil)	RAC	0.02	32.68	0.65	19.91	0.40	7.83	0.16	15.69	0.31	NC	-	NC	-						
SO 0691	Cotton seed, raw (incl oil)	RAC	0.01	10.71	0.11	4.23	0.04	7.19	0.07	7.54	0.08	5.66	0.06	2.38	0.02						
SO 0697	Peanuts, nutmeat, raw (incl roasted, incl butter, excl oil)	RAC	0.01	3.26	0.03	2.22	0.02	5.38	0.05	4.85	0.05	1.54	0.02	1.82	0.02						
OR 0697	Peanut oil, edible	PP	0.03	1.02	0.03	0.23	0.01	1.81	0.05	0.42	0.01	5.23	0.16	0.10	0.00						
SO 0702	Sunflower seed, raw	RAC	0.04	0.10	0.00	1.32	0.05	0.10	0.00	1.17	0.05	NC	-	0.10	0.00						
OR 0702	Sunflower seed oil, edible	PP	0.01	9.50	0.10	11.37	0.11	0.49	0.00	5.15	0.05	2.63	0.03	2.80	0.03						
SB 0716	Coffee beans, raw (i.e. green coffee)	RAC	0.01	0.60	0.01	NC	-	0.62	0.01	1.71	0.02	NC	-	3.51	0.04						
SM 0716	Coffee beans, roasted	PP	0.006	7.02	0.04	9.75	0.06	0.10	0.00	5.09	0.03	13.38	0.08	0.77	0.00						
-	Coffee beans, instant coffee (incl essences and concentrates)	PP	0.01	0.75	0.01	0.30	0.00	0.10	0.00	0.67	0.01	2.43	0.02	1.43	0.01						
-	Coffee beans, substitutes, containing coffee	PP	0.01	0.10	0.00	0.10	0.00	0.10	0.00	0.10	0.00	0.10	0.00	0.15	0.00						
HH 0720	Herbs, raw (incl dried)	RAC	23	2.61	60.03	2.31	53.13	8.89	204.47	3.92	90.16	1.16	26.68	2.06	47.38						
DH 1100	Hops, dry	RAC	11	NC	-	NC	-	0.10	1.10	0.10	1.10	NC	-	NC	-						
MM 0095	MEAT FROM MAMMALS other than marine mammals, raw (incl prepared meat) -80% as muscle	RAC	0.01	112.02	1.12	120.71	1.21	63.46	0.63	88.99	0.89	96.24	0.96	41.02	0.41						
MM 0095	MEAT FROM MAMMALS other than marine mammals, raw (incl prepared meat) - 20% as fat	RAC	0.015	28.01	0.42	30.18	0.45	15.86	0.24	22.25	0.33	24.06	0.36	10.25	0.15						
MF 0100	Mammalian fats, raw, excl milk fats (incl rendered fats)	RAC	0.015	6.44	0.10	15.51	0.23	3.79	0.06	8.29	0.12	18.44	0.28	8.00	0.12						
MO 0105	Edible offal (mammalian), raw	RAC	0.02	15.17	0.30	5.19	0.10	6.30	0.13	6.78	0.14	3.32	0.07	3.17	0.06						
ML 0106	Milks, raw or skimmed (incl dairy products)	RAC	0.01	388.92	3.89	335.88	3.36	49.15	0.49	331.25	3.31	468.56	4.69	245.45	2.45						
PM 0110	Poultry meat, raw (incl prepared)	RAC	0	73.76	0.00	53.86	0.00	23.98	0.00	87.12	0.00	53.38	0.00	84.45	0.00						
PF 0111	Poultry fat, raw (incl rendered)	RAC	0	0.10	0.00	0.10	0.00	NC	-	0.10	0.00	0.71	0.00	NC	-						
PE 0112	Eggs, raw, (incl dried)	RAC	0	25.84	0.00	29.53	0.00	28.05	0.00	33.19	0.00	36.44	0.00	8.89	0.00						
Total intake (µg/person)=				1009.7			1129.8			719.4			1012.3			1042.8			2565.5		
Bodyweight per region (kg bw) =				60			60			55			60			60			60		
ADI (µg/person)=				12000			12000			11000			12000			12000			12000		
%ADI=				8.4%			9.4%			6.5%			8.4%			8.7%			21.4%		
Rounded %ADI=				8%			9%			7%			8%			9%			20%		

Annex 3

AZOXYSTROBIN (229)		International Estimated Daily Intake (IEDI)				ADI = 0–0.2 mg/kg bw							
Codex Code	Commodity description	Expr as	STMR mg/kg	Diets: g/person/day		Intake = daily intake: µg/person							
				G13 diet	G13 intake	G14 diet	G14 intake	G15 diet	G15 intake	G16 diet	G16 intake	G17 diet	G17 intake
FC 0001	Citrus fruit, raw (incl kumquat commodities)	RAC	4.9	20.93	102.56	2.35	11.52	30.71	150.48	0.15	0.74	4.45	21.81
JF 0001	Citrus fruit, juice	PP	0.39	0.11	0.04	0.29	0.11	13.55	5.28	0.14	0.05	0.33	0.13
FS 0012	Stone fruits, raw (incl dried apricots, excl dried plums)	RAC	0.74	0.10	0.07	0.10	0.07	32.27	23.88	0.10	0.07	NC	-
DF 0014	Plum, dried (prunes)	PP	0.14	0.10	0.01	0.10	0.01	0.37	0.05	0.10	0.01	NC	-
FB 0264	Blackberries, raw	RAC	1	0.10	0.10	7.29	7.29	0.25	0.25	0.10	0.10	NC	-
FB 0266	Dewberries, incl boysen- & loganberry, raw	RAC	1	0.10	0.10	0.10	0.10	NC	-	0.10	0.10	NC	-
FB 0272	Raspberries, red, black, raw	RAC	1	0.10	0.10	0.10	0.10	2.04	2.04	0.10	0.10	NC	-
FB 0020	Blueberries, raw	RAC	1	NC	-	NC	-	0.20	0.20	NC	-	NC	-
FB 0021	Currants, red, black, white, raw	RAC	1	0.10	0.10	NC	-	0.74	0.74	NC	-	NC	-
FB 0268	Gooseberries, raw	RAC	1	NC	-	NC	-	0.12	0.12	NC	-	NC	-
FB 0267	Elderberries, raw (incl processed)	RAC	1	0.71	0.71	3.52	3.52	NC	-	0.38	0.38	2.32	2.32
FB 0269	Grape, raw (incl must, excl dried, excl juice, excl wine)	RAC	0.53	0.14	0.07	0.36	0.19	15.33	8.12	0.10	0.05	0.28	0.15
DF 0269	Grape, dried (= currants, raisins and sultanas)	PP	0.24	0.10	0.02	0.13	0.03	1.06	0.25	0.10	0.02	0.10	0.02
JF 0269	Grape juice	PP	0.19	0.10	0.02	0.10	0.02	0.41	0.08	0.10	0.02	NC	-
-	Grape wine (incl vermouths)	PP	0.36	0.31	0.11	0.23	0.08	60.43	21.75	0.52	0.19	31.91	11.49
FB 0265	Cranberries, raw	RAC	0.23	NC	-	NC	-	0.10	0.02	NC	-	NC	-
FB 0275	Strawberry, raw	RAC	1.3	0.10	0.13	0.10	0.13	3.35	4.36	0.10	0.13	0.10	0.13
FT 0289	Carambola, raw (i.e. star fruit)	RAC	0.023	0.10	0.00	0.10	0.00	NC	-	0.10	0.00	0.10	0.00
FI 0327	Banana, raw (incl plantains) (incl dried)	RAC	0.03	20.88	0.63	81.15	2.43	24.58	0.74	37.92	1.14	310.23	9.31
FI 0345	Mango, raw (incl canned mango, incl mango juice)	RAC	0.05	12.25	0.61	6.83	0.34	0.76	0.04	0.10	0.01	20.12	1.01
FI 0350	Papaya, raw	RAC	0.02	6.47	0.13	0.25	0.01	0.19	0.00	0.10	0.00	26.42	0.53
FI 2540	Pitaya, raw (i.e. dragon fruit or pitahaya)	RAC	0.041	0.10	0.00	0.10	0.00	NC	-	0.10	0.00	0.10	0.00
VA 0035	Bulb vegetables, raw	RAC	2.2	11.28	24.82	23.80	52.36	36.11	79.44	9.66	21.25	8.69	19.12
VB 0041	Cabbages, head, raw	RAC	1.2	3.82	4.58	2.99	3.59	49.16	58.99	0.10	0.12	NC	-
VB 0042	Flowerhead brassicas, raw	RAC	1.2	0.10	0.12	0.10	0.12	4.86	5.83	0.10	0.12	NC	-
VB 0402	Brussels sprouts, raw	RAC	1.2	0.88	1.06	0.69	0.83	2.89	3.47	0.10	0.12	NC	-
VB 0405	Kohlrabi, raw	RAC	1.2	0.12	0.14	0.10	0.12	1.81	2.17	0.10	0.12	NC	-
VC 0046	Melons, raw (excl watermelons)	RAC	0.02	0.19	0.00	0.10	0.00	4.98	0.10	0.10	0.00	NC	-
VC 0423	Chayote (Christophine)	RAC	0.17	NC	-	NC	-	NC	-	NC	-	NC	-
VC 0424	Cucumber, raw	RAC	0.17	0.68	0.12	1.81	0.31	10.40	1.77	0.10	0.02	0.10	0.02
VC 0425	Gherkin, raw	RAC	0.17	0.15	0.03	0.39	0.07	3.15	0.54	0.10	0.02	0.10	0.02
VC 0431	Squash, summer, raw (= courgette, zucchini)	RAC	0.17	0.10	0.02	1.01	0.17	NC	-	1.91	0.32	NC	-
VC 0432	Watermelon, raw	RAC	0.02	4.29	0.09	0.30	0.01	28.70	0.57	0.10	0.00	NC	-
VC 0433	Winter squash, raw (= pumpkin)	RAC	0.02	0.56	0.01	6.14	0.12	4.59	0.09	11.70	0.23	NC	-
VO 0050	Fruiting vegetables other than cucurbits, raw, (incl processed commodities), excl tomato commodities, excl sweet corn commodities, excl mushroom commodities	RAC	0.35	20.58	7.20	31.41	10.99	37.56	13.15	1.79	0.63	NC	-
-	Peppers, chili, dried	PP	3.5	0.58	2.03	1.27	4.45	1.21	4.24	0.12	0.42	NC	-
VO 0448	Tomato, raw (incl canned, excl juice, excl paste)	RAC	0.35	13.10	4.59	4.90	1.72	62.16	21.76	1.04	0.36	0.10	0.04

Annex 3

474

AZOXYSTROBIN (229)		International Estimated Daily Intake (IEDI)						ADI = 0–0.2 mg/kg bw					
Codex Code	Commodity description	Expr as	STMR mg/kg	Diets: g/person/day		Intake = daily intake: µg/person							
				G13 diet	G13 intake	G14 diet	G14 intake	G15 diet	G15 intake	G16 diet	G16 intake	G17 diet	G17 intake
-	Tomato, paste (i.e. concentrated tomato sauce/puree)	PP	1.1	0.58	0.64	0.22	0.24	2.21	2.43	0.24	0.26	3.10	3.41
JF 0448	Tomato, juice (single strength, incl concentrated)	PP	0.16	0.10	0.02	0.10	0.02	0.42	0.07	0.10	0.02	0.10	0.02
VL 0463	Cassava leaves, raw	RAC	0.23	NC	-	NC	-	NC	-	NC	-	NC	-
VL 0469	Chicory leaves (sugar loaf), raw	RAC	0.23	NC	-	NC	-	NC	-	NC	-	NC	-
VL 0482	Lettuce, head, raw	RAC	0.28	NC	-	NC	-	NC	-	NC	-	NC	-
VL 0483	Lettuce, leaf, raw	RAC	0.28	0.29	0.08	0.10	0.03	6.71	1.88	0.10	0.03	NC	-
VL 0506	Turnip greens, raw (i.e. Namenia, Tendergreen)	RAC	0.23	NC	-	NC	-	NC	-	NC	-	NC	-
VP 0060	Legume vegetables, raw	RAC	1	0.58	0.58	3.16	3.16	10.38	10.38	0.10	0.10	NC	-
VD 0070	Pulses, raw (incl processed), excl soya bean commodities	RAC	0.01	28.22	0.28	14.71	0.15	8.15	0.08	58.39	0.58	4.48	0.04
VD 0541	Soya bean, dry, raw (incl flour, incl paste, incl curd, incl sauce, excl oil)	RAC	0.06	2.89	0.17	0.21	0.01	0.48	0.03	3.16	0.19	0.26	0.02
OR 0541	Soya oil, refined	PP	0.05	2.32	0.12	2.54	0.13	18.70	0.94	2.51	0.13	6.29	0.31
VR 0469	Chicory, roots, raw	RAC	0.05	0.10	0.01	0.10	0.01	0.10	0.01	NC	-	NC	-
VR 0494	Radish roots, raw	RAC	0.23	3.96	0.91	2.86	0.66	3.30	0.76	2.67	0.61	5.34	1.23
VR 0497	Swede, raw (i.e. rutabaga)	RAC	0.23	2.71	0.62	1.96	0.45	7.80	1.79	1.83	0.42	3.66	0.84
VR 0498	Salsify, raw (i.e. oysterplant)	RAC	0.23	0.36	0.08	0.26	0.06	NC	-	0.24	0.06	0.48	0.11
VR 0504	Tannia, raw (i.e. yautia)	RAC	0.23	NC	-	NC	-	0.10	0.02	NC	-	NC	-
VR 0505	Taro, raw	RAC	0.23	6.71	1.54	31.91	7.34	NC	-	10.73	2.47	264.31	60.79
VR 0508	Sweet potato, raw (incl dried)	RAC	0.23	28.83	6.63	61.55	14.16	0.15	0.03	221.94	51.05	NC	-
VR 0574	Beetroot, raw	RAC	0.23	5.86	1.35	4.23	0.97	9.46	2.18	3.96	0.91	7.91	1.82
VR 0577	Carrots, raw	RAC	0.23	2.07	0.48	3.00	0.69	25.29	5.82	0.10	0.02	NC	-
VR 0578	Celery, raw	RAC	0.23	2.91	0.67	2.10	0.48	7.59	1.75	1.97	0.45	3.93	0.90
VR 0583	Horseradish, raw	RAC	0.23	0.88	0.20	0.63	0.14	0.54	0.12	0.59	0.14	1.19	0.27
VR 0585	Jerusalem artichoke, raw (i.e. topinambur)	RAC	0.23	14.22	3.27	18.75	4.31	0.10	0.02	0.10	0.02	20.14	4.63
VR 0588	Parsnip, raw	RAC	0.23	1.02	0.23	0.74	0.17	3.50	0.81	0.69	0.16	1.37	0.32
VR 0589	Potato, raw (incl flour, incl frozen, incl starch, incl tapioca)	RAC	2.3	23.96	55.11	13.56	31.19	213.41	490.84	104.35	240.01	8.56	19.69
VR 0590	Black radish, raw	RAC	0.23	NC	-	NC	-	NC	-	NC	-	NC	-
VR 0591	Japanese radish, raw (i.e. daikon)	RAC	0.23	3.25	0.75	2.35	0.54	NC	-	2.20	0.51	4.39	1.01
VR 0596	Sugar beet, raw (incl sugar)	RAC	0.08	3.93	0.31	1.68	0.13	NC	-	NC	-	36.12	2.89
VR 0600	Yams, raw (incl dried)	RAC	0.23	70.93	16.31	30.62	7.04	0.10	0.02	5.65	1.30	30.85	7.10
VS 0620	Artichoke globe	RAC	1.8	0.10	0.18	NC	-	0.10	0.18	0.10	0.18	NC	-
VS 0621	Asparagus	RAC	0.01	0.10	0.00	0.10	0.00	0.17	0.00	0.10	0.00	NC	-
VS 0624	Celery	RAC	0.43	3.66	1.57	2.65	1.14	4.84	2.08	2.47	1.06	4.94	2.12
GC 0640	Barley, raw (incl malt extract, incl pot&pearled, incl flour & grits, incl malt, excl beer)	RAC	0.05	8.50	0.43	0.17	0.01	3.92	0.20	0.10	0.01	6.34	0.32
-	Barley beer	PP	0.0015	16.25	0.02	11.36	0.02	225.21	0.34	19.49	0.03	52.17	0.08
GC 0645	Maize, raw (incl glucose & dextrose & isoglucose, incl germ, incl starch, excl flour, excl oil, excl beer)	RAC	0.01	0.38	0.00	0.52	0.01	3.26	0.03	0.18	0.00	NC	-
CF 1255	Maize, flour (white flour and wholemeal flour)	PP	0.01	94.34	0.94	8.09	0.08	28.03	0.28	55.94	0.56	28.07	0.28

Annex 3

AZOXYSTROBIN (229)

International Estimated Daily Intake (IEDI)

ADI = 0–0.2 mg/kg bw

Codex Code	Commodity description	Expr as	STMR mg/kg	Diets: g/person/day		Intake = daily intake: µg/person							
				G13 diet	G13 intake	G14 diet	G14 intake	G15 diet	G15 intake	G16 diet	G16 intake	G17 diet	G17 intake
-	Maize beer	PP	0.01	1.03	0.01	NC	-	NC	-	40.94	0.41	NC	-
OR 0645	Maize oil	PP	0.06	0.33	0.02	0.10	0.01	0.81	0.05	0.10	0.01	NC	-
GC 0647	Oats, raw (incl rolled)	RAC	0.05	0.37	0.02	0.10	0.01	2.79	0.14	0.10	0.01	NC	-
CM 0649 (GC 0649)	Rice, husked, dry (incl paddy rice)	REP	0.68	13.53	9.20	3.48	2.37	1.96	1.33	0.10	0.07	8.84	6.01
CM 1205	Rice polished, dry	PP	0.06	30.20	1.81	218.34	13.10	12.77	0.77	15.24	0.91	51.35	3.08
-	Rice flour	PP	0.06	0.10	0.01	0.13	0.01	0.16	0.01	0.10	0.01	NC	-
-	Rice, starch	PP	0.06	0.10	0.01	0.10	0.01	NC	-	NC	-	NC	-
-	Rice bran oil	PP	0.68	NC	-	0.60	0.41	NC	-	NC	-	NC	-
-	Rice, Fermented Beverages (rice wine, sake)	PP	0.68	NC	-	NC	-	NC	-	NC	-	NC	-
GC 0650	Rye, raw (incl flour)	RAC	0.01	0.10	0.00	0.10	0.00	13.95	0.14	0.10	0.00	0.88	0.01
GC 0651	Sorghum, raw (incl flour, incl beer)	RAC	1.85	89.16	164.95	2.02	3.74	NC	-	35.38	65.45	NC	-
GC 0653	Triticale, raw (incl flour)	RAC	0.01	0.10	0.00	NC	-	NC	-	NC	-	NC	-
GC 0654	Wheat, raw (incl meslin)	RAC	0.01	NC	-	NC	-	NC	-	NC	-	0.97	0.01
-	Wheat, bulgur	PP	0.01	0.10	0.00	NC	-	NC	-	NC	-	NC	-
CF 1210	Wheat, germ	PP	0.01	0.10	0.00	0.10	0.00	0.10	0.00	0.10	0.00	NC	-
CF 0654	Wheat, bran	PP	0.004	NC	-	NC	-	NC	-	NC	-	NC	-
CF 1212	Wheat, wholemeal flour	PP	0.01	NC	-	NC	-	NC	-	NC	-	NC	-
CP 1212	Wheat, wholemeal bread	PP	0.001	0.10	0.00	0.10	0.00	0.10	0.00	0.10	0.00	0.10	0.00
CP 1211	Wheat, white bread	PP	0.001	0.43	0.00	0.41	0.00	1.56	0.00	0.11	0.00	0.10	0.00
-	Wheat, Fermented Beverages (Korean jakju and takju)	PP	0.01	NC	-	NC	-	NC	-	NC	-	NC	-
CF 1211	Wheat, white flour (incl white flour products: starch, gluten, macaroni, pastry)	PP	0.003	45.21	0.14	87.37	0.26	215.61	0.65	20.42	0.06	103.67	0.31
GS 0659	Sugar cane, raw	RAC	0.02	5.62	0.11	50.91	1.02	NC	-	11.04	0.22	0.10	0.00
-	Sugar cane, molasses	PP	0.005	NC	-	NC	-	NC	-	NC	-	NC	-
-	Sugar cane, sugar (incl non-centrifugal sugar, incl refined sugar and maltose)	PP	0.0066	28.13	0.19	55.38	0.37	78.09	0.52	18.04	0.12	45.60	0.30
TN 0295	Cashew nuts, nutmeat	RAC	0.01	0.91	0.01	0.14	0.00	0.11	0.00	0.10	0.00	NC	-
TN 0660	Almonds, nutmeat	RAC	0.01	0.10	0.00	0.10	0.00	0.61	0.01	0.10	0.00	NC	-
TN 0662	Brazil nuts, nutmeat	RAC	0.01	0.10	0.00	0.10	0.00	0.10	0.00	0.10	0.00	NC	-
TN 0664	Chestnut, raw	RAC	0.01	0.10	0.00	0.10	0.00	0.75	0.01	0.10	0.00	NC	-
TN 0665	Coconut, nutmeat (incl. copra, incl desiccated, incl oil)	RAC	0.01	2.77	0.03	134.37	1.34	2.81	0.03	0.70	0.01	317.67	3.18
TN 0666	Hazelnuts, nutmeat	RAC	0.01	0.10	0.00	0.10	0.00	0.21	0.00	0.10	0.00	NC	-
TN 0669	Macadamia nuts, nutmeat (i.e. Queensland nuts)	RAC	0.01	0.10	0.00	0.10	0.00	NC	-	0.10	0.00	0.10	0.00
TN 0672	Pecan nuts, nutmeat	RAC	0.01	0.15	0.00	0.22	0.00	0.31	0.00	0.10	0.00	0.10	0.00
TN 0673	Pine nuts, nutmeat (i.e. pignolia nuts)	RAC	0.01	0.51	0.01	0.74	0.01	0.36	0.00	0.10	0.00	0.10	0.00
TN 0675	Pistachio nut, nutmeat	RAC	0.44	0.10	0.04	0.10	0.04	0.15	0.07	0.10	0.04	NC	-
TN 0678	Walnuts, nutmeat	RAC	0.01	0.10	0.00	0.10	0.00	0.81	0.01	0.10	0.00	NC	-
SO 0495	Rape seed, raw (incl oil)	RAC	0.02	0.19	0.00	0.10	0.00	12.07	0.24	0.10	0.00	NC	-

Annex 3

AZOXYSTROBIN (229)		International Estimated Daily Intake (IEDI)						ADI = 0–0.2 mg/kg bw					
Codex Code	Commodity description	Expr as	STMR mg/kg	Diets: g/person/day			Intake = daily intake: µg/person						
				G13 diet	G13 intake	G14 diet	G14 intake	G15 diet	G15 intake	G16 diet	G16 intake	G17 diet	G17 intake
SO 0691	Cotton seed, raw (incl oil)	RAC	0.01	8.14	0.08	0.32	0.00	2.84	0.03	2.69	0.03	0.97	0.01
SO 0697	Peanuts, nutmeat, raw (incl roasted, incl butter, excl oil)	RAC	0.01	7.14	0.07	0.45	0.00	1.87	0.02	6.22	0.06	0.53	0.01
OR 0697	Peanut oil, edible	PP	0.03	5.02	0.15	0.10	0.00	0.17	0.01	0.29	0.01	NC	-
SO 0702	Sunflower seed, raw	RAC	0.04	0.10	0.00	0.10	0.00	0.10	0.00	2.23	0.09	NC	-
OR 0702	Sunflower seed oil, edible	PP	0.01	0.37	0.00	0.10	0.00	12.98	0.13	4.01	0.04	0.20	0.00
SB 0716	Coffee beans, raw (i.e. green coffee)	RAC	0.01	0.83	0.01	0.69	0.01	1.09	0.01	2.91	0.03	0.82	0.01
SM 0716	Coffee beans, roasted	PP	0.006	0.10	0.00	0.41	0.00	7.50	0.05	0.10	0.00	0.10	0.00
-	Coffee beans, instant coffee (incl essences and concentrates)	PP	0.01	0.10	0.00	0.10	0.00	0.60	0.01	0.10	0.00	5.53	0.06
-	Coffee beans, substitutes, containing coffee	PP	0.01	0.10	0.00	0.10	0.00	0.13	0.00	0.10	0.00	NC	-
HH 0720	Herbs, raw (incl dried)	RAC	23	1.85	42.55	1.67	38.41	2.80	64.40	1.24	28.52	2.75	63.25
DH 1100	Hops, dry	RAC	11	NC	-	NC	-	0.10	1.10	NC	-	NC	-
MM 0095	MEAT FROM MAMMALS other than marine mammals, raw (incl prepared meat) -80% as muscle	RAC	0.01	23.34	0.23	40.71	0.41	97.15	0.97	18.06	0.18	57.71	0.58
MM 0095	MEAT FROM MAMMALS other than marine mammals, raw (incl prepared meat) - 20% as fat	RAC	0.015	5.84	0.09	10.18	0.15	24.29	0.36	4.52	0.07	14.43	0.22
MF 0100	Mammalian fats, raw, excl milk fats (incl rendered fats)	RAC	0.015	1.05	0.02	1.14	0.02	18.69	0.28	0.94	0.01	3.12	0.05
MO 0105	Edible offal (mammalian), raw	RAC	0.02	4.64	0.09	1.97	0.04	10.01	0.20	3.27	0.07	3.98	0.08
ML 0106	Milks, raw or skimmed (incl dairy products)	RAC	0.01	108.75	1.09	70.31	0.70	436.11	4.36	61.55	0.62	79.09	0.79
PM 0110	Poultry meat, raw (incl prepared)	RAC	0	3.92	0.00	12.03	0.00	57.07	0.00	5.03	0.00	55.56	0.00
PF 0111	Poultry fat, raw (incl rendered)	RAC	0	NC	-	NC	-	0.32	0.00	NC	-	NC	-
PE 0112	Eggs, raw, (incl dried)	RAC	0	3.84	0.00	4.41	0.00	27.25	0.00	1.13	0.00	7.39	0.00
Total intake (µg/person)=				464.8		236.6		1009.5		425.2		252.2	
Bodyweight per region (kg bw) =				60		60		60		60		60	
ADI (µg/person)=				12000		12000		12000		12000		12000	
%ADI=				3.9%		2.0%		8.4%		3.5%		2.1%	
Rounded %ADI=				4%		2%		8%		4%		2%	

Annex 3

BICYCLOPYRONE (295)

International Estimated Daily Intake (IEDI)

ADI = 0–0.003 mg/kg bw

Codex Code	Commodity description	Expr as	STMR mg/kg	Diets as g/person/day						Intake as µg/person/day					
				G01 diet	G01 intake	G02 diet	G02 intake	G03 diet	G03 intake	G04 diet	G04 intake	G05 diet	G05 intake	G06 diet	G06 intake
VO 0447	Sweet corn on the cob, raw (incl frozen, incl canned) (i.e. kernels plus cob without husks)	RAC	0.02	0.14	0.00	0.94	0.02	5.70	0.11	2.61	0.05	1.94	0.04	0.22	0.00
GC 0640	Barley, raw (incl malt extract, incl pot&pearled, incl flour & grits, incl beer, incl malt)	RAC	0.011	19.91	0.22	31.16	0.34	5.04	0.06	3.10	0.03	9.77	0.11	4.31	0.05
GC 0645	Maize, raw (incl glucose & dextrose & isoglucose, incl flour, incl oil, incl beer, incl germ, incl starch)	RAC	0	29.81	0.00	44.77	0.00	108.95	0.00	52.37	0.00	60.28	0.00	75.69	0.00
GC 0654	Wheat, raw (incl meslin)	RAC	0.01	0.10	0.00	1.12	0.01	NC	-	0.10	0.00	0.56	0.01	NC	-
-	Wheat, bulgur	PP	0.01	NC	-	NC	-	NC	-	0.10	0.00	NC	-	NC	-
CF 1210	Wheat, germ	PP	0.014	NC	-	NC	-	0.10	0.00	0.10	0.00	0.14	0.00	0.10	0.00
CF 0654	Wheat, bran	PP	0.023	NC	-	NC	-	NC	-	NC	-	NC	-	NC	-
CF 1212	Wheat, wholemeal flour	PP	0.01	NC	-	NC	-	NC	-	NC	-	NC	-	NC	-
CP 1212	Wheat, wholemeal bread	PP	0.01	0.10	0.00	0.10	0.00	0.10	0.00	0.10	0.00	0.10	0.00	0.10	0.00
CP 1211	Wheat, white bread	PP	0.01	0.25	0.00	0.63	0.01	0.12	0.00	0.43	0.00	1.39	0.01	0.22	0.00
-	Wheat, Fermented Beverages (Korean jakju and takju)	PP	0.01	NC	-	NC	-	NC	-	NC	-	NC	-	NC	-
CF 1211	Wheat, white flour (incl white flour products: starch, gluten, macaroni, pastry)	PP	0.01	301.49	3.01	269.27	2.69	30.33	0.30	222.94	2.23	136.12	1.36	343.34	3.43
GS 0659	Sugar cane, raw (incl sugar, incl molasses)	RAC	0	99.68	0.00	86.27	0.00	31.38	0.00	80.36	0.00	84.18	0.00	99.10	0.00
MM 0095	MEAT FROM MAMMALS other than marine mammals, raw (incl prepared meat)	RAC	0.02	31.20	0.62	72.44	1.45	20.88	0.42	47.98	0.96	33.08	0.66	36.25	0.73
MF 0100	Mammalian fats, raw, excl milk fats (incl rendered fats)	RAC	0.02	3.29	0.07	6.14	0.12	0.82	0.02	1.57	0.03	2.23	0.04	1.07	0.02
MO 0105	Edible offal (mammalian), raw	RAC	1.415	4.79	6.78	9.68	13.70	2.97	4.20	5.49	7.77	3.84	5.43	5.03	7.12
ML 0106	Milks, raw or skimmed (incl dairy products)	RAC	0.02	289.65	5.79	485.88	9.72	26.92	0.54	239.03	4.78	199.91	4.00	180.53	3.61
PM 0110	Poultry meat, raw (incl prepared)	RAC	0.01	14.63	0.15	29.76	0.30	8.04	0.08	129.68	1.30	25.04	0.25	35.66	0.36
PF 0111	Poultry fat, raw (incl rendered)	RAC	0.01	0.10	0.00	0.10	0.00	NC	-	0.10	0.00	0.10	0.00	0.10	0.00
PO 0111	Poultry edible offal, raw (incl prepared)	RAC	0.01	0.12	0.00	0.12	0.00	0.11	0.00	5.37	0.05	0.24	0.00	0.10	0.00
PE 0112	Eggs, raw, (incl dried)	RAC	0.01	7.84	0.08	23.08	0.23	2.88	0.03	14.89	0.15	9.81	0.10	14.83	0.15
	Total intake (µg/person)=				16.7		28.6		5.8		17.4		12.0		15.5
	Bodyweight per region (kg bw) =				60		60		60		60		60		60
	ADI (µg/person)=				180		180		180		180		180		180
	%ADI=				9.3%		15.9%		3.2%		9.6%		6.7%		8.6%
	Rounded %ADI=				9%		20%		3%		10%		7%		9%

Annex 3

478

BICYCLOPYRONE (295)		International Estimated Daily Intake (IEDI)										ADI = 0–0.003 mg/kg bw			
Codex Code	Commodity description	Expr as	STMR mg/kg	Diets as g/person/day				Intake as µg/person/day							
				G07 diet	G07 intake	G08 diet	G08 intake	G09 diet	G09 intake	G10 diet	G10 intake	G11 diet	G11 intake	G12 diet	G12 intake
VO 0447	Sweet corn on the cob, raw (incl frozen, incl canned) (i.e. kernels plus cob without husks)	RAC	0.02	11.43	0.23	3.71	0.07	0.74	0.01	13.63	0.27	3.07	0.06	1.50	0.03
GC 0640	Barley, raw (incl malt extract, incl pot&pearled, incl flour & grits, incl beer, incl malt)	RAC	0.011	36.18	0.40	53.45	0.59	9.39	0.10	35.25	0.39	46.68	0.51	15.92	0.18
GC 0645	Maize, raw (incl glucose & dextrose & isoglucose, incl flour, incl oil, incl beer, incl germ, incl starch)	RAC	0	18.51	0.00	26.18	0.00	26.04	0.00	39.99	0.00	7.36	0.00	64.58	0.00
GC 0654	Wheat, raw (incl meslin)	RAC	0.01	NC	-	NC	-	NC	-	0.10	0.00	NC	-	NC	-
-	Wheat, bulgur	PP	0.01	NC	-	NC	-	0.10	0.00	NC	-	NC	-	NC	-
CF 1210	Wheat, germ	PP	0.014	0.97	0.01	0.10	0.00	0.10	0.00	0.10	0.00	NC	-	0.10	0.00
CF 0654	Wheat, bran	PP	0.023	NC	-	NC	-	NC	-	NC	-	NC	-	NC	-
CF 1212	Wheat, wholemeal flour	PP	0.01	NC	-	NC	-	NC	-	NC	-	NC	-	NC	-
CP 1212	Wheat, wholemeal bread	PP	0.01	0.10	0.00	0.10	0.00	0.10	0.00	0.10	0.00	0.10	0.00	0.10	0.00
CP 1211	Wheat, white bread	PP	0.01	1.30	0.01	0.46	0.00	0.10	0.00	0.22	0.00	2.44	0.02	0.77	0.01
-	Wheat, Fermented Beverages (Korean jakju and takju)	PP	0.01	NC	-	NC	-	NC	-	4.36	0.04	NC	-	NC	-
CF 1211	Wheat, white flour (incl white flour products: starch, gluten, macaroni, pastry)	PP	0.01	199.38	1.99	193.50	1.94	106.30	1.06	185.31	1.85	171.11	1.71	132.37	1.32
GS 0659	Sugar cane, raw (incl sugar, incl molasses)	RAC	0	92.24	0.00	95.72	0.00	28.47	0.00	77.39	0.00	117.73	0.00	103.90	0.00
MM 0095	MEAT FROM MAMMALS other than marine mammals, raw (incl prepared meat)	RAC	0.02	140.03	2.80	150.89	3.02	79.32	1.59	111.24	2.22	120.30	2.41	51.27	1.03
MF 0100	Mammalian fats, raw, excl milk fats (incl rendered fats)	RAC	0.02	6.44	0.13	15.51	0.31	3.79	0.08	8.29	0.17	18.44	0.37	8.00	0.16
MO 0105	Edible offal (mammalian), raw	RAC	1.415	15.17	21.47	5.19	7.34	6.30	8.91	6.78	9.59	3.32	4.70	3.17	4.49
ML 0106	Milks, raw or skimmed (incl dairy products)	RAC	0.02	388.92	7.78	335.88	6.72	49.15	0.98	331.25	6.63	468.56	9.37	245.45	4.91
PM 0110	Poultry meat, raw (incl prepared)	RAC	0.01	73.76	0.74	53.86	0.54	23.98	0.24	87.12	0.87	53.38	0.53	84.45	0.84
PF 0111	Poultry fat, raw (incl rendered)	RAC	0.01	0.10	0.00	0.10	0.00	NC	-	0.10	0.00	0.71	0.01	NC	-
PO 0111	Poultry edible offal, raw (incl prepared)	RAC	0.01	0.33	0.00	0.72	0.01	0.27	0.00	0.35	0.00	0.80	0.01	NC	-
PE 0112	Eggs, raw, (incl dried)	RAC	0.01	25.84	0.26	29.53	0.30	28.05	0.28	33.19	0.33	36.44	0.36	8.89	0.09
Total intake (µg/person)=				35.8		20.8		13.3		22.4		20.1		13.1	
Bodyweight per region (kg bw) =				60		60		55		60		60		60	
ADI (µg/person)=				180		180		165		180		180		180	
%ADI=				19.9%		11.6%		8.0%		12.4%		11.1%		7.3%	
Rounded %ADI=				20%		10%		8%		10%		10%		7%	

Annex 3

BICYCLOPYRONE (295)			International Estimated Daily Intake (IEDI)						ADI = 0–0.003 mg/kg bw					
Codex Code	Commodity description	Expr as	STMR mg/kg	Diets: g/person/day		Intake = daily intake: µg/person								
				G13 diet	G13 intake	G14 diet	G14 intake	G15 diet	G15 intake	G16 diet	G16 intake	G17 diet	G17 intake	
VO 0447	Sweet corn on the cob, raw (incl frozen, incl canned) (i.e. kernels plus cob without husks)	RAC	0.02	3.63	0.07	20.50	0.41	8.78	0.18	0.10	0.00	0.17	0.00	
GC 0640	Barley, raw (incl malt extract, incl pot&pearled, incl flour & grits, incl beer, incl malt)	RAC	0.011	11.58	0.13	2.33	0.03	46.71	0.51	3.72	0.04	16.26	0.18	
GC 0645	Maize, raw (incl glucose & dextrose & isoglucose, incl flour, incl oil, incl beer, incl germ, incl starch)	RAC	0	116.66	0.00	10.52	0.00	38.46	0.00	76.60	0.00	34.44	0.00	
GC 0654	Wheat, raw (incl meslin)	RAC	0.01	NC	-	NC	-	NC	-	NC	-	0.97	0.01	
-	Wheat, bulgur	PP	0.01	0.10	0.00	NC	-	NC	-	NC	-	NC	-	
CF 1210	Wheat, germ	PP	0.014	0.10	0.00	0.10	0.00	0.10	0.00	0.10	0.00	NC	-	
CF 0654	Wheat, bran	PP	0.023	NC	-	NC	-	NC	-	NC	-	NC	-	
CF 1212	Wheat, wholemeal flour	PP	0.01	NC	-	NC	-	NC	-	NC	-	NC	-	
CP 1212	Wheat, wholemeal bread	PP	0.01	0.10	0.00	0.10	0.00	0.10	0.00	0.10	0.00	0.10	0.00	
CP 1211	Wheat, white bread	PP	0.01	0.43	0.00	0.41	0.00	1.56	0.02	0.11	0.00	0.10	0.00	
-	Wheat, Fermented Beverages (Korean jakju and takju)	PP	0.01	NC	-	NC	-	NC	-	NC	-	NC	-	
CF 1211	Wheat, white flour (incl white flour products: starch, gluten, macaroni, pastry)	PP	0.01	45.21	0.45	87.37	0.87	215.61	2.16	20.42	0.20	103.67	1.04	
GS 0659	Sugar cane, raw (incl sugar, incl molasses)	RAC	0	33.75	0.00	106.29	0.00	78.09	0.00	29.09	0.00	45.70	0.00	
MM 0095	MEAT FROM MAMMALS other than marine mammals, raw (incl prepared meat)	RAC	0.02	29.18	0.58	50.89	1.02	121.44	2.43	22.58	0.45	72.14	1.44	
MF 0100	Mammalian fats, raw, excl milk fats (incl rendered fats)	RAC	0.02	1.05	0.02	1.14	0.02	18.69	0.37	0.94	0.02	3.12	0.06	
MO 0105	Edible offal (mammalian), raw	RAC	1.415	4.64	6.57	1.97	2.79	10.01	14.16	3.27	4.63	3.98	5.63	
ML 0106	Milks, raw or skimmed (incl dairy products)	RAC	0.02	108.75	2.18	70.31	1.41	436.11	8.72	61.55	1.23	79.09	1.58	
PM 0110	Poultry meat, raw (incl prepared)	RAC	0.01	3.92	0.04	12.03	0.12	57.07	0.57	5.03	0.05	55.56	0.56	
PF 0111	Poultry fat, raw (incl rendered)	RAC	0.01	NC	-	NC	-	0.32	0.00	NC	-	NC	-	
PO 0111	Poultry edible offal, raw (incl prepared)	RAC	0.01	0.10	0.00	0.70	0.01	0.97	0.01	0.10	0.00	NC	-	
PE 0112	Eggs, raw, (incl dried)	RAC	0.01	3.84	0.04	4.41	0.04	27.25	0.27	1.13	0.01	7.39	0.07	
Total intake (µg/person)=					10.1		6.7		29.4		6.6		10.6	
Bodyweight per region (kg bw) =					60		60		60		60		60	
ADI (µg/person)=					180		180		180		180		180	
%ADI=					5.6%		3.7%		16.3%		3.7%		5.9%	
Rounded %ADI=					6%		4%		20%		4%		6%	

Annex 3

480

CHLORMEQUAT (015)

International Estimated Daily Intake (IEDI)

ADI = 0–0.04 mg/kg bw

Codex Code	Commodity description	Expr as	STMR mg/kg	Diets as g/person/day				Intake as µg/person/day																			
				G01 diet	G01 intake	G02 diet	G02 intake	G03 diet	G03 intake	G04 diet	G04 intake	G05 diet	G05 intake	G06 diet	G06 intake												
FB 0269	Grape, raw (incl must, incl dried, incl juice, incl wine)	RAC	0.04	16.25	0.65	28.96	1.16	2.87	0.11	24.22	0.97	9.33	0.37	68.64	2.75												
GC 0640	Barley, raw (incl malt extract, incl flour & grits, excl pot&pearled, excl beer, excl malt)	RAC	0.37	7.91	2.93	0.64	0.24	0.15	0.06	0.18	0.07	1.21	0.45	0.41	0.15												
-	Barley, pot&pearled	PP	0.33	7.12	2.35	7.34	2.42	0.10	0.03	0.10	0.03	0.67	0.22	0.20	0.07												
-	Barley beer	PP	0.074	4.87	0.36	93.78	6.94	24.28	1.80	12.76	0.94	39.28	2.91	18.15	1.34												
-	Barley Malt	PP	0.33	0.10	0.03	1.04	0.34	0.18	0.06	0.33	0.11	0.10	0.03	0.10	0.03												
GC 0647	Oats, raw	RAC	1.3	0.10	0.13	NC	-	0.10	0.13	0.45	0.59	0.10	0.13	0.10	0.13												
GC 0647	Oats, rolled (i.e. oatmeal dry)	PP	1.04	0.10	0.10	3.88	4.04	0.10	0.10	0.69	0.72	0.53	0.55	0.10	0.10												
GC 0650	Rye, raw (incl flour)	RAC	1.1	0.13	0.14	19.38	21.32	0.10	0.11	0.12	0.13	0.10	0.11	2.15	2.37												
GC 0653	Triticale, raw (incl flour)	RAC	0.92	NC	-	NC	-	NC	-	0.10	0.09	0.39	0.36	NC	-												
GC 0654	Wheat, raw (incl meslin)	RAC	0.58	0.10	0.06	1.12	0.65	NC	-	0.10	0.06	0.56	0.32	NC	-												
-	Wheat, bulgur	PP	0.58	NC	-	NC	-	NC	-	0.10	0.06	NC	-	NC	-												
CF 1210	Wheat, germ	PP	0.58	NC	-	NC	-	0.10	0.06	0.10	0.06	0.14	0.08	0.10	0.06												
CF 0654	Wheat, bran	PP	1.7	NC	-	NC	-	NC	-	NC	-	NC	-	NC	-												
CF 1212	Wheat, wholemeal flour	PP	0.55	NC	-	NC	-	NC	-	NC	-	NC	-	NC	-												
CP 1212	Wheat, wholemeal bread	PP	0.31	0.10	0.03	0.10	0.03	0.10	0.03	0.10	0.03	0.10	0.03	0.10	0.03												
CP 1211	Wheat, white bread	PP	0.58	0.25	0.15	0.63	0.37	0.12	0.07	0.43	0.25	1.39	0.81	0.22	0.13												
-	Wheat, Fermented Beverages (Korean jakju and takju)	PP	0.58	NC	-	NC	-	NC	-	NC	-	NC	-	NC	-												
CF 1211	Wheat, white flour (incl white flour products: starch, gluten, macaroni, pastry)	PP	0.17	301.49	51.25	269.27	45.78	30.33	5.16	222.94	37.90	136.12	23.14	343.34	58.37												
MM 0095	MEAT FROM MAMMALS other than marine mammals, raw (incl prepared meat)	RAC	0.04	31.20	1.25	72.44	2.90	20.88	0.84	47.98	1.92	33.08	1.32	36.25	1.45												
MF 0100	Mammalian fats, raw, excl milk fats (incl rendered fats)	RAC	0.04	3.29	0.13	6.14	0.25	0.82	0.03	1.57	0.06	2.23	0.09	1.07	0.04												
MO 0105	Edible offal (mammalian), raw	RAC	0.34	4.79	1.63	9.68	3.29	2.97	1.01	5.49	1.87	3.84	1.31	5.03	1.71												
ML 0106	Milks, raw or skimmed (incl dairy products)	RAC	0.12	289.65	34.76	485.88	58.31	26.92	3.23	239.03	28.68	199.91	23.99	180.53	21.66												
PM 0110	Poultry meat, raw (incl prepared)	RAC	0.04	14.63	0.59	29.76	1.19	8.04	0.32	129.68	5.19	25.04	1.00	35.66	1.43												
PF 0111	Poultry fat, raw (incl rendered)	RAC	0.04	0.10	0.00	0.10	0.00	NC	-	0.10	0.00	0.10	0.00	0.10	0.00												
PO 0111	Poultry edible offal, raw (incl prepared)	RAC	0.04	0.12	0.00	0.12	0.00	0.11	0.00	5.37	0.21	0.24	0.01	0.10	0.00												
PE 0112	Eggs, raw, (incl dried)	RAC	0.04	7.84	0.31	23.08	0.92	2.88	0.12	14.89	0.60	9.81	0.39	14.83	0.59												
Total intake (µg/person)=				96.9				150.1				13.3				80.5				57.6				92.4			
Bodyweight per region (kg bw) =				60				60				60				60				60							
ADI (µg/person)=				2328				2328				2328				2328				2328							
%ADI=				4.2%				6.4%				0.6%				3.5%				2.5%				4.0%			
Rounded %ADI=				4%				6%				1%				3%				2%				4%			

Annex 3

CHLORMEQUAT (015)

International Estimated Daily Intake (IEDI)

ADI = 0–0.04 mg/kg bw

Codex Code	Commodity description	Expr as	STMR mg/kg	Diets as g/person/day				Intake as µg/person/day							
				G07 diet	G07 intake	G08 diet	G08 intake	G09 diet	G09 intake	G10 diet	G10 intake	G11 diet	G11 intake	G12 diet	G12 intake
FB 0269	Grape, raw (incl must, incl dried, incl juice, incl wine)	RAC	0.04	142.23	5.69	105.77	4.23	7.87	0.31	52.44	2.10	109.22	4.37	10.96	0.44
GC 0640	Barley, raw (incl malt extract, incl flour & grits, excl pot&pearled, excl beer, excl malt)	RAC	0.37	0.82	0.30	0.21	0.08	0.10	0.04	1.53	0.57	1.58	0.58	0.63	0.23
-	Barley, pot&pearled	PP	0.33	0.57	0.19	2.56	0.84	0.33	0.11	0.56	0.18	0.36	0.12	NC	-
-	Barley beer	PP	0.074	180.21	13.34	259.46	19.20	45.91	3.40	172.36	12.75	234.42	17.35	65.30	4.83
-	Barley Malt	PP	0.33	0.19	0.06	NC	-	0.10	0.03	0.10	0.03	NC	-	2.14	0.71
GC 0647	Oats, raw	RAC	1.3	NC	-	NC	-	0.10	0.13	0.10	0.13	NC	-	0.23	0.30
GC 0647	Oats, rolled (i.e. oatmeal dry)	PP	1.04	4.12	4.28	3.44	3.58	0.10	0.10	2.67	2.78	1.74	1.81	1.51	1.57
GC 0650	Rye, raw (incl flour)	RAC	1.1	3.21	3.53	35.38	38.92	0.21	0.23	6.50	7.15	1.49	1.64	NC	-
GC 0653	Triticale, raw (incl flour)	RAC	0.92	0.10	0.09	0.17	0.16	0.29	0.27	0.10	0.09	NC	-	NC	-
GC 0654	Wheat, raw (incl meslin)	RAC	0.58	NC	-	NC	-	NC	-	0.10	0.06	NC	-	NC	-
-	Wheat, bulgur	PP	0.58	NC	-	NC	-	0.10	0.06	NC	-	NC	-	NC	-
CF 1210	Wheat, germ	PP	0.58	0.97	0.56	0.10	0.06	0.10	0.06	0.10	0.06	NC	-	0.10	0.06
CF 0654	Wheat, bran	PP	1.7	NC	-	NC	-	NC	-	NC	-	NC	-	NC	-
CF 1212	Wheat, wholemeal flour	PP	0.55	NC	-	NC	-	NC	-	NC	-	NC	-	NC	-
CP 1212	Wheat, wholemeal bread	PP	0.31	0.10	0.03	0.10	0.03	0.10	0.03	0.10	0.03	0.10	0.03	0.10	0.03
CP 1211	Wheat, white bread	PP	0.58	1.30	0.75	0.46	0.27	0.10	0.06	0.22	0.13	2.44	1.42	0.77	0.45
-	Wheat, Fermented Beverages (Korean jakju and takju)	PP	0.58	NC	-	NC	-	NC	-	4.36	2.53	NC	-	NC	-
CF 1211	Wheat, white flour (incl white flour products: starch, gluten, macaroni, pastry)	PP	0.17	199.38	33.89	193.50	32.90	106.30	18.07	185.31	31.50	171.11	29.09	132.37	22.50
MM 0095	MEAT FROM MAMMALS other than marine mammals, raw (incl prepared meat)	RAC	0.04	140.03	5.60	150.89	6.04	79.32	3.17	111.24	4.45	120.30	4.81	51.27	2.05
MF 0100	Mammalian fats, raw, excl milk fats (incl rendered fats)	RAC	0.04	6.44	0.26	15.51	0.62	3.79	0.15	8.29	0.33	18.44	0.74	8.00	0.32
MO 0105	Edible offal (mammalian), raw	RAC	0.34	15.17	5.16	5.19	1.76	6.30	2.14	6.78	2.31	3.32	1.13	3.17	1.08
ML 0106	Milks, raw or skimmed (incl dairy products)	RAC	0.12	388.92	46.67	335.88	40.31	49.15	5.90	331.25	39.75	468.56	56.23	245.45	29.45
PM 0110	Poultry meat, raw (incl prepared)	RAC	0.04	73.76	2.95	53.86	2.15	23.98	0.96	87.12	3.48	53.38	2.14	84.45	3.38
PF 0111	Poultry fat, raw (incl rendered)	RAC	0.04	0.10	0.00	0.10	0.00	NC	-	0.10	0.00	0.71	0.03	NC	-
PO 0111	Poultry edible offal, raw (incl prepared)	RAC	0.04	0.33	0.01	0.72	0.03	0.27	0.01	0.35	0.01	0.80	0.03	NC	-
PE 0112	Eggs, raw, (incl dried)	RAC	0.04	25.84	1.03	29.53	1.18	28.05	1.12	33.19	1.33	36.44	1.46	8.89	0.36
	Total intake (µg/person)=				124.4			152.4		36.4		111.8		123.0	67.8
	Bodyweight per region (kg bw) =				60			60		55		60		60	60
	ADI (µg/person)=				2328			2328		2134		2328		2328	2328
	%ADI=				5.3%			6.5%		1.7%		4.8%		5.3%	2.9%
	Rounded %ADI=				5%			7%		2%		5%		5%	3%

Annex 3

482

CHLORMEQUAT (015)

International Estimated Daily Intake (IEDI)

ADI = 0–0.04 mg/kg bw

Codex Code	Commodity description	Expr as	STMR mg/kg	Diets: g/person/day		Intake = daily intake: µg/person							
				G13 diet	G13 intake	G14 diet	G14 intake	G15 diet	G15 intake	G16 diet	G16 intake	G17 diet	G17 intake
FB 0269	Grape, raw (incl must, incl dried, incl juice, incl wine)	RAC	0.04	0.60	0.02	1.26	0.05	103.25	4.13	0.74	0.03	44.23	1.77
GC 0640	Barley, raw (incl malt extract, incl flour & grits, excl pot&pearled, excl beer, excl malt)	RAC	0.37	0.10	0.04	0.10	0.04	0.80	0.30	0.10	0.04	0.11	0.04
-	Barley, pot&pearled	PP	0.33	5.46	1.80	0.10	0.03	1.44	0.48	0.10	0.03	NC	-
-	Barley beer	PP	0.074	16.25	1.20	11.36	0.84	225.21	16.67	19.49	1.44	52.17	3.86
-	Barley Malt	PP	0.33	0.10	0.03	0.11	0.04	0.67	0.22	0.10	0.03	4.61	1.52
GC 0647	Oats, raw	RAC	1.3	0.10	0.13	0.10	0.13	NC	-	0.10	0.13	NC	-
GC 0647	Oats, rolled (i.e. oatmeal dry)	PP	1.04	0.20	0.21	0.10	0.10	1.54	1.60	0.10	0.10	NC	-
GC 0650	Rye, raw (incl flour)	RAC	1.1	0.10	0.11	0.10	0.11	13.95	15.35	0.10	0.11	0.88	0.97
GC 0653	Triticale, raw (incl flour)	RAC	0.92	0.10	0.09	NC	-	NC	-	NC	-	NC	-
GC 0654	Wheat, raw (incl meslin)	RAC	0.58	NC	-	NC	-	NC	-	NC	-	0.97	0.56
-	Wheat, bulgur	PP	0.58	0.10	0.06	NC	-	NC	-	NC	-	NC	-
CF 1210	Wheat, germ	PP	0.58	0.10	0.06	0.10	0.06	0.10	0.06	0.10	0.06	NC	-
CF 0654	Wheat, bran	PP	1.7	NC	-	NC	-	NC	-	NC	-	NC	-
CF 1212	Wheat, wholemeal flour	PP	0.55	NC	-	NC	-	NC	-	NC	-	NC	-
CP 1212	Wheat, wholemeal bread	PP	0.31	0.10	0.03	0.10	0.03	0.10	0.03	0.10	0.03	0.10	0.03
CP 1211	Wheat, white bread	PP	0.58	0.43	0.25	0.41	0.24	1.56	0.90	0.11	0.06	0.10	0.06
-	Wheat, Fermented Beverages (Korean jakju and takju)	PP	0.58	NC	-	NC	-	NC	-	NC	-	NC	-
CF 1211	Wheat, white flour (incl white flour products: starch, gluten, macaroni, pastry)	PP	0.17	45.21	7.69	87.37	14.85	215.61	36.65	20.42	3.47	103.67	17.62
MM 0095	MEAT FROM MAMMALS other than marine mammals, raw (incl prepared meat)	RAC	0.04	29.18	1.17	50.89	2.04	121.44	4.86	22.58	0.90	72.14	2.89
MF 0100	Mammalian fats, raw, excl milk fats (incl rendered fats)	RAC	0.04	1.05	0.04	1.14	0.05	18.69	0.75	0.94	0.04	3.12	0.12
MO 0105	Edible offal (mammalian), raw	RAC	0.34	4.64	1.58	1.97	0.67	10.01	3.40	3.27	1.11	3.98	1.35
ML 0106	Milks, raw or skimmed (incl dairy products)	RAC	0.12	108.75	13.05	70.31	8.44	436.11	52.33	61.55	7.39	79.09	9.49
PM 0110	Poultry meat, raw (incl prepared)	RAC	0.04	3.92	0.16	12.03	0.48	57.07	2.28	5.03	0.20	55.56	2.22
PF 0111	Poultry fat, raw (incl rendered)	RAC	0.04	NC	-	NC	-	0.32	0.01	NC	-	NC	-
PO 0111	Poultry edible offal, raw (incl prepared)	RAC	0.04	0.10	0.00	0.70	0.03	0.97	0.04	0.10	0.00	NC	-
PE 0112	Eggs, raw, (incl dried)	RAC	0.04	3.84	0.15	4.41	0.18	27.25	1.09	1.13	0.05	7.39	0.30
Total intake (µg/person)=				27.9		28.4		141.1		15.2		42.8	
Bodyweight per region (kg bw) =				60		60		60		60		60	
ADI (µg/person)=				2328		2328		2328		2328		2328	
%ADI=				1.2%		1.2%		6.1%		0.7%		1.8%	
Rounded %ADI=				1%		1%		6%		1%		2%	

Annex 3

CYCLANILIPROLE (296)

International Estimated Daily Intake (IEDI)

ADI = 0-0.04 mg/kg bw

Codex Code	Commodity description	Expr as	STMR mg/kg	Diets as g/person/day		Intake as µg/person/day									
				G01 diet	G01 intake	G02 diet	G02 intake	G03 diet	G03 intake	G04 diet	G04 intake	G05 diet	G05 intake	G06 diet	G06 intake
FP 0009	Pome fruit, raw (incl cider, excl apple juice)	RAC	0.073	19.35	1.41	34.06	2.49	17.87	1.30	25.74	1.88	7.69	0.56	56.85	4.15
JF 0226	Apple juice, single strength (incl. concentrated)	PP	0.024	0.32	0.01	3.07	0.07	0.10	0.00	5.00	0.12	0.29	0.01	5.57	0.13
FS 0013	Cherries, raw	RAC	0.17	0.92	0.16	9.15	1.56	0.10	0.02	0.61	0.10	0.10	0.02	6.64	1.13
FS 0014	Plums, raw (incl Chinese jujube)	RAC	0.067	2.40	0.16	8.60	0.58	0.10	0.01	2.52	0.17	0.58	0.04	4.16	0.28
DF 0014	Plum, dried (prunes)	PP	0.25	0.10	0.03	0.10	0.03	0.10	0.03	0.18	0.05	0.10	0.03	0.10	0.03
FS 2001	Peaches, nectarines, apricots, raw (incl dried apricots)	RAC	0.072	8.01	0.58	5.87	0.42	0.18	0.01	8.19	0.59	1.64	0.12	22.46	1.62
FB 0269	Grape, raw	RAC	0.15	12.68	1.90	9.12	1.37	0.10	0.02	16.88	2.53	3.70	0.56	54.42	8.16
-	Grape must	PP	0.1	0.33	0.03	0.13	0.01	0.10	0.01	0.10	0.01	0.10	0.01	0.10	0.01
DF 0269	Grape, dried (= currants, raisins and sultanas)	PP	0.15	0.51	0.08	0.51	0.08	0.10	0.02	1.27	0.19	0.12	0.02	2.07	0.31
JF 0269	Grape juice	PP	0.54	0.14	0.08	0.29	0.16	0.10	0.05	0.30	0.16	0.24	0.13	0.10	0.05
-	Grape wine (incl vermouths)	PP	0.053	0.67	0.04	12.53	0.66	2.01	0.11	1.21	0.06	3.53	0.19	4.01	0.21
VB 0041	Cabbages, head, raw	RAC	0.066	2.73	0.18	27.92	1.84	0.55	0.04	4.47	0.30	4.27	0.28	10.25	0.68
VB 0042	Flowerhead brassicas, raw	RAC	0.38	2.96	1.12	0.57	0.22	0.10	0.04	4.17	1.58	7.79	2.96	3.64	1.38
VB 0402	Brussels sprouts, raw	RAC	0.066	0.63	0.04	6.41	0.42	0.13	0.01	1.03	0.07	NC	-	2.35	0.16
VB 0405	Kohlrabi, raw	RAC	0.066	0.10	0.01	0.89	0.06	0.10	0.01	0.14	0.01	NC	-	0.33	0.02
VC 0046	Melons, raw (excl watermelons)	RAC	0.055	8.90	0.49	8.64	0.48	0.80	0.04	17.90	0.98	2.80	0.15	29.17	1.60
VC 0421	Balsam pear (Bitter cucumber, Bitter gourd, Bitter melon)	RAC	0.028	NC	-	NC	-	NC	-	NC	-	NC	-	NC	-
VC 0422	Bottle gourd (Cucuzzi)	RAC	0.028	NC	-	NC	-	NC	-	NC	-	NC	-	NC	-
VC 0423	Chayote (Christophine)	RAC	0.028	NC	-	NC	-	NC	-	NC	-	NC	-	NC	-
VC 0424	Cucumber, raw	RAC	0.028	8.01	0.22	30.66	0.86	1.45	0.04	19.84	0.56	0.27	0.01	34.92	0.98
VC 0425	Gherkin, raw	RAC	0.028	1.73	0.05	6.64	0.19	0.31	0.01	4.29	0.12	0.29	0.01	7.56	0.21
VC 0427	Loofah, Angled (Sinkwa, Sinkwa towel gourd), raw	RAC	0.028	NC	-	NC	-	NC	-	NC	-	NC	-	NC	-
VC 0428	Loofah, Smooth, raw	RAC	0.028	NC	-	NC	-	NC	-	NC	-	NC	-	NC	-
VC 0430	Snake gourd	RAC	0.028	NC	-	NC	-	NC	-	NC	-	NC	-	NC	-
VC 0431	Squash, summer, raw (= courgette, zucchini)	RAC	0.028	0.78	0.02	2.06	0.06	0.30	0.01	1.61	0.05	2.25	0.06	2.36	0.07
VC 0432	Watermelon, raw	RAC	0.055	28.96	1.59	25.65	1.41	1.56	0.09	39.26	2.16	4.94	0.27	66.90	3.68
VC 0433	Winter squash, raw (= pumpkin)	RAC	0.055	4.76	0.26	12.56	0.69	1.85	0.10	9.86	0.54	5.11	0.28	14.39	0.79
VO 0440	Egg plants, raw (= aubergines)	RAC	0.041	5.58	0.23	4.31	0.18	0.89	0.04	9.31	0.38	13.64	0.56	20.12	0.82
VO 0444	Peppers, chili, raw (incl dried)	RAC	0.063	6.93	0.44	10.97	0.69	8.83	0.56	9.13	0.58	6.65	0.42	20.01	1.26
VO 0444	Peppers, chili, raw	RAC	0.063	3.99	0.25	7.30	0.46	2.93	0.18	5.62	0.35	NC	-	17.44	1.10
-	Peppers, chili, dried	PP	0.63	0.42	0.26	0.53	0.33	0.84	0.53	0.50	0.32	0.95	0.60	0.37	0.23
VO 0445	Peppers, sweet, raw (incl dried)	RAC	0.063	4.49	0.28	6.44	0.41	7.21	0.45	5.68	0.36	9.52	0.60	8.92	0.56
VO 0448	Tomato, raw	RAC	0.041	41.73	1.71	75.65	3.10	10.66	0.44	82.87	3.40	24.75	1.01	200.93	8.24
-	Tomato, canned (& peeled)	PP	0.008	0.20	0.00	0.31	0.00	0.10	0.00	1.11	0.01	0.11	0.00	1.50	0.01
-	Tomato, paste (i.e. concentrated tomato sauce/puree)	PP	0.046	2.34	0.11	1.33	0.06	1.57	0.07	4.24	0.20	0.34	0.02	2.83	0.13
JF 0448	Tomato, juice (single strength, incl concentrated)	PP	0.033	0.29	0.01	0.29	0.01	0.10	0.00	0.38	0.01	0.10	0.00	0.14	0.00
VL 0054	Brassica leafy vegetables, raw	RAC	4.3	1.07	4.60	10.95	47.09	0.22	0.95	1.75	7.53	5.72	24.60	4.02	17.29
MM 0095	MEAT FROM MAMMALS other than marine	RAC	0	24.96	0.00	57.95	0.00	16.70	0.00	38.38	0.00	26.46	0.00	29.00	0.00

Annex 3

CYCLANILIPROLE (296)				International Estimated Daily Intake (IEDI)						ADI = 0–0.04 mg/kg bw					
Codex Code	Commodity description	Expr as	STMR mg/kg	Diets as g/person/day				Intake as µg/person/day							
				G07 diet	G07 intake	G08 diet	G08 intake	G09 diet	G09 intake	G10 diet	G10 intake	G11 diet	G11 intake	G12 diet	G12 intake
VC 0424	Cucumber, raw	RAC	0.028	6.72	0.19	11.03	0.31	32.10	0.90	15.10	0.42	4.05	0.11	9.57	0.27
VC 0425	Gherkin, raw	RAC	0.028	0.41	0.01	5.89	0.16	NC	-	0.10	0.00	0.37	0.01	2.07	0.06
VC 0427	Loofah, Angled (Sinkwa, Sinkwa towel gourd), raw	RAC	0.028	NC	-	NC	-	NC	-	NC	-	NC	-	NC	-
VC 0428	Loofah, Smooth, raw	RAC	0.028	NC	-	NC	-	NC	-	NC	-	NC	-	NC	-
VC 0430	Snake gourd	RAC	0.028	NC	-	NC	-	NC	-	NC	-	NC	-	NC	-
VC 0431	Squash, summer, raw (= courgette, zucchini)	RAC	0.028	NC	-	NC	-	5.48	0.15	NC	-	NC	-	1.03	0.03
VC 0432	Watermelon, raw	RAC	0.055	4.60	0.25	9.82	0.54	68.50	3.77	13.19	0.73	1.99	0.11	14.56	0.80
VC 0433	Winter squash, raw (= pumpkin)	RAC	0.055	6.88	0.38	3.23	0.18	2.59	0.14	12.12	0.67	1.68	0.09	6.30	0.35
VO 0440	Egg plants, raw (= aubergines)	RAC	0.041	1.01	0.04	1.69	0.07	21.37	0.88	3.00	0.12	1.40	0.06	NC	-
VO 0444	Peppers, chili, raw (incl dried)	RAC	0.063	6.36	0.40	15.46	0.97	10.74	0.68	7.28	0.46	8.21	0.52	3.58	0.23
VO 0444	Peppers, chili, raw	RAC	0.063	5.57	0.35	14.00	0.88	8.25	0.52	5.77	0.36	6.44	0.41	2.53	0.16
-	Peppers, chili, dried	PP	0.63	0.11	0.07	0.21	0.13	0.36	0.23	0.21	0.13	0.25	0.16	0.15	0.09
VO 0445	Peppers, sweet, raw (incl dried)	RAC	0.063	0.82	0.05	1.53	0.10	10.85	0.68	4.59	0.29	1.84	0.12	2.00	0.13
VO 0448	Tomato, raw	RAC	0.041	32.13	1.32	51.27	2.10	34.92	1.43	73.37	3.01	15.15	0.62	8.88	0.36
-	Tomato, canned (& peeled)	PP	0.008	7.57	0.06	2.66	0.02	0.30	0.00	0.97	0.01	7.31	0.06	0.41	0.00
-	Tomato, paste (i.e. concentrated tomato sauce/puree)	PP	0.046	4.96	0.23	3.20	0.15	0.15	0.01	1.61	0.07	6.88	0.32	0.52	0.02
JF 0448	Tomato, juice (single strength, incl concentrated)	PP	0.033	0.80	0.03	0.10	0.00	0.10	0.00	0.61	0.02	0.40	0.01	0.10	0.00
VL 0054	Brassica leafy vegetables, raw	RAC	4.3	NC	-	NC	-	33.86	145.60	9.44	40.59	NC	-	4.40	18.92
MM 0095	MEAT FROM MAMMALS other than marine mammals, raw (incl prepared meat) -80% as muscle	RAC	0	112.02	0.00	120.71	0.00	63.46	0.00	88.99	0.00	96.24	0.00	41.02	0.00
MM 0095	MEAT FROM MAMMALS other than marine mammals, raw (incl prepared meat) - 20% as fat	RAC	0.0008	28.01	0.02	30.18	0.02	15.86	0.01	22.25	0.02	24.06	0.02	10.25	0.01
MF 0100	Mammalian fats, raw, excl milk fats (incl rendered fats)	RAC	0.0008	6.44	0.01	15.51	0.01	3.79	0.00	8.29	0.01	18.44	0.01	8.00	0.01
MO 0105	Edible offal (mammalian), raw	RAC	0.0008	15.17	0.01	5.19	0.00	6.30	0.01	6.78	0.01	3.32	0.00	3.17	0.00
ML 0106	Milks, raw or skimmed (incl dairy products)	RAC	0.000024	388.92	0.01	335.88	0.01	49.15	0.00	331.25	0.01	468.56	0.01	245.45	0.01
-	-	-	-	-	-	-	-	-	-	-	-	-	-	-	-
Total intake (µg/person)=								20.4	24.6	164.9	59.7	19.2	24.2		
Bodyweight per region (kg bw) =								60	60	55	60	60	60		
ADI (µg/person)=								2400	2400	2200	2400	2400	2400		
%ADI=								0.8%	1.0%	7.5%	2.5%	0.8%	1.0%		
Rounded %ADI=								1%	1%	7%	2%	1%	1%		

Annex 3

486

CYCLANILIPROLE (296)

International Estimated Daily Intake (IEDI)

ADI = 0–0.04 mg/kg bw

Codex Code	Commodity description	Expr as	STMR mg/kg	Diets: g/person/day		Intake = daily intake: µg/person							
				G13 diet	G13 intake	G14 diet	G14 intake	G15 diet	G15 intake	G16 diet	G16 intake	G17 diet	G17 intake
FP 0009	Pome fruit, raw (incl cider, excl apple juice)	RAC	0.073	68.85	5.03	10.93	0.80	70.82	5.17	189.78	13.85	19.56	1.43
JF 0226	Apple juice, single strength (incl. concentrated)	PP	0.024	0.10	0.00	0.10	0.00	7.19	0.17	0.10	0.00	NC	-
FS 0013	Cherries, raw	RAC	0.17	0.10	0.02	0.10	0.02	5.96	1.01	0.10	0.02	NC	-
FS 0014	Plums, raw (incl Chinese jujube)	RAC	0.067	0.10	0.01	0.10	0.01	15.56	1.04	0.10	0.01	NC	-
DF 0014	Plum, dried (prunes)	PP	0.25	0.10	0.03	0.10	0.03	0.37	0.09	0.10	0.03	NC	-
FS 2001	Peaches, nectarines, apricots, raw (incl dried apricots)	RAC	0.072	0.10	0.01	0.10	0.01	10.76	0.77	0.10	0.01	NC	-
FB 0269	Grape, raw	RAC	0.15	0.14	0.02	0.36	0.05	15.22	2.28	0.10	0.02	0.10	0.02
-	Grape must	PP	0.1	0.10	0.01	0.10	0.01	0.11	0.01	0.10	0.01	0.19	0.02
DF 0269	Grape, dried (= currants, raisins and sultanas)	PP	0.15	0.10	0.02	0.13	0.02	1.06	0.16	0.10	0.02	0.10	0.02
JF 0269	Grape juice	PP	0.54	0.10	0.05	0.10	0.05	0.41	0.22	0.10	0.05	NC	-
-	Grape wine (incl vermouths)	PP	0.053	0.31	0.02	0.23	0.01	60.43	3.20	0.52	0.03	31.91	1.69
VB 0041	Cabbages, head, raw	RAC	0.066	3.82	0.25	2.99	0.20	49.16	3.24	0.10	0.01	NC	-
VB 0042	Flowerhead brassicas, raw	RAC	0.38	0.10	0.04	0.10	0.04	4.86	1.85	0.10	0.04	NC	-
VB 0402	Brussels sprouts, raw	RAC	0.066	0.88	0.06	0.69	0.05	2.89	0.19	0.10	0.01	NC	-
VB 0405	Kohlrabi, raw	RAC	0.066	0.12	0.01	0.10	0.01	1.81	0.12	0.10	0.01	NC	-
VC 0046	Melons, raw (excl watermelons)	RAC	0.055	0.19	0.01	0.10	0.01	4.98	0.27	0.10	0.01	NC	-
VC 0421	Balsam pear (Bitter cucumber, Bitter gourd, Bitter melon)	RAC	0.028	NC	-	NC	-	NC	-	NC	-	NC	-
VC 0422	Bottle gourd (Cucuzzi)	RAC	0.028	NC	-	NC	-	NC	-	NC	-	NC	-
VC 0423	Chayote (Christophine)	RAC	0.028	NC	-	NC	-	NC	-	NC	-	NC	-
VC 0424	Cucumber, raw	RAC	0.028	0.68	0.02	1.81	0.05	10.40	0.29	0.10	0.00	0.10	0.00
VC 0425	Gherkin, raw	RAC	0.028	0.15	0.00	0.39	0.01	3.15	0.09	0.10	0.00	0.10	0.00
VC 0427	Loofah, Angled (Sinkwa, Sinkwa towel gourd), raw	RAC	0.028	NC	-	NC	-	NC	-	NC	-	NC	-
VC 0428	Loofah, Smooth, raw	RAC	0.028	NC	-	NC	-	NC	-	NC	-	NC	-
VC 0430	Snake gourd	RAC	0.028	NC	-	NC	-	NC	-	NC	-	NC	-
VC 0431	Squash, summer, raw (= courgette, zucchini)	RAC	0.028	0.10	0.00	1.01	0.03	NC	-	1.91	0.05	NC	-
VC 0432	Watermelon, raw	RAC	0.055	4.29	0.24	0.30	0.02	28.70	1.58	0.10	0.01	NC	-
VC 0433	Winter squash, raw (= pumpkin)	RAC	0.055	0.56	0.03	6.14	0.34	4.59	0.25	11.70	0.64	NC	-
VO 0440	Egg plants, raw (= aubergines)	RAC	0.041	1.31	0.05	8.26	0.34	3.95	0.16	0.10	0.00	NC	-
VO 0444	Peppers, chili, raw (incl dried)	RAC	0.063	7.55	0.48	12.48	0.79	24.78	1.56	0.87	0.05	NC	-
VO 0444	Peppers, chili, raw	RAC	0.063	3.47	0.22	3.56	0.22	16.30	1.03	0.10	0.01	NC	-
-	Peppers, chili, dried	PP	0.63	0.58	0.37	1.27	0.80	1.21	0.76	0.12	0.08	NC	-
VO 0445	Peppers, sweet, raw (incl dried)	RAC	0.063	5.49	0.35	10.57	0.67	8.84	0.56	0.91	0.06	NC	-
VO 0448	Tomato, raw	RAC	0.041	12.99	0.53	4.79	0.20	58.40	2.39	0.92	0.04	0.10	0.00
-	Tomato, canned (& peeled)	PP	0.008	0.10	0.00	0.10	0.00	2.42	0.02	0.10	0.00	NC	-
-	Tomato, paste (i.e. concentrated tomato sauce/puree)	PP	0.046	0.58	0.03	0.22	0.01	2.21	0.10	0.24	0.01	3.10	0.14
JF 0448	Tomato, juice (single strength, incl concentrated)	PP	0.033	0.10	0.00	0.10	0.00	0.42	0.01	0.10	0.00	0.10	0.00
VL 0054	Brassica leafy vegetables, raw	RAC	4.3	1.50	6.45	1.17	5.03	NC	-	0.10	0.43	NC	-
MM 0095	MEAT FROM MAMMALS other than marine mammals, raw (incl prepared meat) -80% as muscle	RAC	0	23.34	0.00	40.71	0.00	97.15	0.00	18.06	0.00	57.71	0.00

Annex 3

CYCLANILIPROLE (296)				International Estimated Daily Intake (IEDI)						ADI = 0–0.04 mg/kg bw				
Codex Code	Commodity description	Expr as	STMR mg/kg	Diets: g/person/day		Intake = daily intake: µg/person								
				G13 diet	G13 intake	G14 diet	G14 intake	G15 diet	G15 intake	G16 diet	G16 intake	G17 diet	G17 intake	
MM 0095	MEAT FROM MAMMALS other than marine mammals, raw (incl prepared meat) - 20% as fat	RAC	0.0008	5.84	0.00	10.18	0.01	24.29	0.02	4.52	0.00	14.43	0.01	
MF 0100	Mammalian fats, raw, excl milk fats (incl rendered fats)	RAC	0.0008	1.05	0.00	1.14	0.00	18.69	0.01	0.94	0.00	3.12	0.00	
MO 0105	Edible offal (mammalian), raw	RAC	0.0008	4.64	0.00	1.97	0.00	10.01	0.01	3.27	0.00	3.98	0.00	
ML 0106	Milks, raw or skimmed (incl dairy products)	RAC	0.000024	108.75	0.00	70.31	0.00	436.11	0.01	61.55	0.00	79.09	0.00	
-	-	-	-	-	-	-	-	-	-	-	-	-	-	
Total intake (µg/person)=					14.3		9.8		28.7		15.5		3.3	
Bodyweight per region (kg bw) =					60		60		60		60		60	
ADI (µg/person)=					2400		2400		2400		2400		2400	
%ADI=					0.6%		0.4%		1.2%		0.6%		0.1%	
Rounded %ADI=					1%		0%		1%		1%		0%	

Annex 3

CYPRODINIL (207)

International Estimated Daily Intake (IEDI)

ADI = 0–0.03 mg/kg bw

Codex Code	Commodity description	Expr as	STMR mg/kg	Diets as g/person/day				Intake as µg/person/day							
				G01 diet	G01 intake	G02 diet	G02 intake	G03 diet	G03 intake	G04 diet	G04 intake	G05 diet	G05 intake	G06 diet	G06 intake
VP 0553	Lentil, green, with pods (i.e. immature seeds + pods) (Lens spp)	RAC	0.6	NC	-	NC	-	NC	-	NC	-	NC	-	NC	-
VD 0071	Beans, dry, raw (Phaseolus spp)	RAC	0.03	2.39	0.07	1.61	0.05	10.47	0.31	1.84	0.06	12.90	0.39	7.44	0.22
VR 0494	Radish roots, raw	RAC	0.01	2.31	0.02	4.09	0.04	2.53	0.03	6.15	0.06	5.88	0.06	2.97	0.03
VR 0577	Carrots, raw	RAC	0.195	9.51	1.85	30.78	6.00	0.37	0.07	8.75	1.71	2.80	0.55	6.10	1.19
VR 0588	Parsnip, raw	RAC	0.09	0.59	0.05	1.05	0.09	0.65	0.06	1.58	0.14	NC	-	0.76	0.07
VR 0589	Potato, raw (incl flour, incl frozen, incl starch, incl tapioca)	RAC	0.01	59.74	0.60	316.14	3.16	9.78	0.10	60.26	0.60	54.12	0.54	119.82	1.20
VS 0620	Artichoke globe	RAC	1.2	0.69	0.83	0.10	0.12	0.10	0.12	0.32	0.38	0.26	0.31	1.21	1.45
VS 0624	Celery	RAC	8.45	2.14	18.08	3.79	32.03	2.35	19.86	5.69	48.08	0.10	0.85	2.75	23.24
GC 0640	Barley, raw (incl malt extract, incl pot&pearled, incl flour & grits, incl beer, incl malt)	RAC	0.58	19.91	11.55	31.16	18.07	5.04	2.92	3.10	1.80	9.77	5.67	4.31	2.50
-	Barley beer	PP	0.0058	4.87	0.03	93.78	0.54	24.28	0.14	12.76	0.07	39.28	0.23	18.15	0.11
GC 0654	Wheat, raw (incl bulgur, incl fermented beverages, incl germ, incl wholemeal bread, excl white flour products, excl white bread)	RAC	0.07	0.10	0.01	1.13	0.08	0.10	0.01	0.10	0.01	0.74	0.05	0.10	0.01
CF 0654	Wheat, bran	PP	0.21	NC	-	NC	-	NC	-	NC	-	NC	-	NC	-
CF 1212	Wheat, wholemeal flour	PP	0.064	NC	-	NC	-	NC	-	NC	-	NC	-	NC	-
CF 1211	Wheat, white flour (incl white flour products: starch, gluten, macaroni, pastry)	PP	0.019	301.49	5.73	269.27	5.12	30.33	0.58	222.94	4.24	136.12	2.59	343.34	6.52
TN 0295	Cashew nuts, nutmeat	RAC	0.01	0.10	0.00	0.10	0.00	0.24	0.00	0.47	0.00	0.32	0.00	0.10	0.00
TN 0660	Almonds, nutmeat	RAC	0.02	1.38	0.03	0.10	0.00	0.10	0.00	1.00	0.02	0.10	0.00	0.81	0.02
TN 0662	Brazil nuts, nutmeat	RAC	0.01	0.10	0.00	0.10	0.00	0.10	0.00	0.10	0.00	0.10	0.00	0.10	0.00
TN 0664	Chestnut, raw	RAC	0.01	0.10	0.00	0.10	0.00	0.10	0.00	0.31	0.00	0.10	0.00	0.67	0.01
TN 0665	Coconut, nutmeat (incl. copra, incl desiccated, incl oil)	RAC	0.01	1.73	0.02	1.20	0.01	6.63	0.07	10.18	0.10	13.07	0.13	2.98	0.03
TN 0666	Hazelnuts, nutmeat	RAC	0.01	0.10	0.00	0.13	0.00	0.10	0.00	0.11	0.00	0.10	0.00	1.11	0.01
TN 0669	Macadamia nuts, nutmeat (i.e. Queensland nuts)	RAC	0.01	0.10	0.00	0.10	0.00	0.10	0.00	0.10	0.00	NC	-	0.10	0.00
TN 0672	Pecan nuts, nutmeat	RAC	0.01	0.10	0.00	0.10	0.00	0.10	0.00	0.14	0.00	0.10	0.00	0.13	0.00
TN 0673	Pine nuts, nutmeat (i.e. pignolia nuts)	RAC	0.01	0.18	0.00	0.18	0.00	0.10	0.00	0.49	0.00	0.25	0.00	0.43	0.00
TN 0678	Walnuts, nutmeat	RAC	0.01	0.23	0.00	1.49	0.01	0.10	0.00	0.33	0.00	0.10	0.00	2.06	0.02
SO 0495	Rape seed, raw (incl oil)	RAC	0.02	0.93	0.02	1.16	0.02	0.49	0.01	2.53	0.05	9.32	0.19	2.02	0.04
HH 0720	Herbs, raw (incl dried)	RAC	5.05	1.69	8.53	1.91	9.65	1.18	5.96	3.35	16.92	0.55	2.78	1.64	8.28
HS 0093	Spices, as traded	RAC	2	1.33	2.66	0.57	1.14	0.49	0.98	5.48	10.96	2.00	4.00	1.18	2.36
MM 0095	MEAT FROM MAMMALS other than marine mammals, raw (incl prepared meat)	RAC	0	31.20	0.00	72.44	0.00	20.88	0.00	47.98	0.00	33.08	0.00	36.25	0.00
MO 0105	Edible offal (mammalian), raw	RAC	0	4.79	0.00	9.68	0.00	2.97	0.00	5.49	0.00	3.84	0.00	5.03	0.00
ML 0106	Milks, raw or skimmed (incl dairy products)	RAC	0	289.65	0.00	485.88	0.00	26.92	0.00	239.03	0.00	199.91	0.00	180.53	0.00
PM 0110	Poultry meat, raw (incl prepared)	RAC	0	14.63	0.00	29.76	0.00	8.04	0.00	129.68	0.00	25.04	0.00	35.66	0.00
PF 0111	Poultry fat, raw (incl rendered)	RAC	0	0.10	0.00	0.10	0.00	NC	-	0.10	0.00	0.10	0.00	0.10	0.00
PO 0111	Poultry edible offal, raw (incl prepared)	RAC	0	0.12	0.00	0.12	0.00	0.11	0.00	5.37	0.00	0.24	0.00	0.10	0.00
PE 0112	Eggs, raw, (incl dried)	RAC	0	7.84	0.00	23.08	0.00	2.88	0.00	14.89	0.00	9.81	0.00	14.83	0.00
Total intake (µg/person)=				203.9		302.6		146.9		476.3		495.3		455.2	

Annex 3

490

CYPRODINIL (207)		International Estimated Daily Intake (IEDI)						ADI = 0–0.03 mg/kg bw							
Codex Code	Commodity description	Expr as	STMR mg/kg	Diets as g/person/day			Intake as µg/person/day								
				G01 diet	G01 intake	G02 diet	G02 intake	G03 diet	G03 intake	G04 diet	G04 intake	G05 diet	G05 intake	G06 diet	G06 intake
	Bodyweight per region (kg bw) =				60		60		60		60		60		60
	ADI (µg/person)=				1800		1800		1800		1800		1800		1800
	%ADI=				11.3%		16.8%		8.2%		26.5%		27.5%		25.3%
	Rounded %ADI=				10%		20%		8%		30%		30%		30%

CYPRODINIL (207)		International Estimated Daily Intake (IEDI)						ADI = 0–0.03 mg/kg bw							
Codex Code	Commodity description	Expr as	STMR mg/kg	Diets as g/person/day			Intake as µg/person/day								
				G07 diet	G07 intake	G08 diet	G08 intake	G09 diet	G09 intake	G10 diet	G10 intake	G11 diet	G11 intake	G12 diet	G12 intake
FP 0009	Pome fruit, raw (incl cider, excl apple juice)	RAC	0.48	51.09	24.52	65.40	31.39	42.71	20.50	45.29	21.74	62.51	30.00	7.74	3.72
JF 0226	Apple juice, single strength (incl. concentrated)	PP	0.015	14.88	0.22	11.98	0.18	0.15	0.00	9.98	0.15	30.32	0.45	3.47	0.05
FS 0012	Stone fruits, raw (incl dried apricots, excl dried plums)	RAC	0.68	18.18	12.36	23.83	16.20	14.27	9.70	18.52	12.59	9.35	6.36	0.11	0.07
DF 0014	Plum, dried (prunes)	PP	1.2	0.61	0.73	0.35	0.42	0.10	0.12	0.35	0.42	0.49	0.59	0.13	0.16
FB 0018	Berries and other small fruits, raw, (incl processed), excl small fruit vine climbing (group 004D)	RAC	2.2	14.68	32.30	12.74	28.03	0.23	0.51	11.77	25.89	8.01	17.62	4.08	8.98
FB 0269	Grape, raw (incl must, excl dried, excl juice, excl wine)	RAC	0.79	6.48	5.12	11.31	8.93	5.21	4.12	9.50	7.51	4.66	3.68	0.78	0.62
DF 0269	Grape, dried (= currants, raisins and sultanas)	PP	1.7	3.09	5.25	1.51	2.57	0.10	0.17	1.38	2.35	4.26	7.24	0.42	0.71
JF 0269	Grape juice	PP	0.12	0.56	0.07	1.96	0.24	0.10	0.01	2.24	0.27	2.27	0.27	0.34	0.04
-	Grape wine (incl vermouths)	PP	0.062	88.93	5.51	62.41	3.87	1.84	0.11	25.07	1.55	61.17	3.79	5.84	0.36
FT 0336	Guava, raw	RAC	0.485	0.10	0.05	NC	-	0.42	0.20	NC	-	NC	-	NC	-
FI 0326	Avocado, raw	RAC	0.265	2.65	0.70	0.87	0.23	0.46	0.12	1.64	0.43	1.30	0.34	0.96	0.25
FI 0355	Pomegranate, raw, (incl processed)	RAC	3.3	7.91	26.10	9.72	32.08	7.67	25.31	5.26	17.36	9.04	29.83	14.43	47.62
-	Onions, mature bulbs, dry	RAC	0.065	19.69	1.28	29.83	1.94	24.64	1.60	31.35	2.04	9.72	0.63	12.59	0.82
-	Onions, green, raw	RAC	0.065	1.55	0.10	0.74	0.05	1.05	0.07	3.74	0.24	0.94	0.06	6.45	0.42
VB 0041	Cabbages, head, raw	RAC	0.03	8.97	0.27	27.12	0.81	1.44	0.04	24.96	0.75	4.55	0.14	11.23	0.34
VB 0042	Flowerhead brassicas, raw	RAC	0.27	9.50	2.57	6.77	1.83	9.03	2.44	3.21	0.87	9.36	2.53	0.87	0.23
VC 0045	Fruiting vegetables, cucurbits, raw	RAC	0.09	27.81	2.50	41.93	3.77	123.30	11.10	49.47	4.45	15.95	1.44	35.99	3.24
VO 0050	Fruiting vegetables other than cucurbits, raw, (incl processed commodities), excl sweet corn commodities, excl mushroom commodities	RAC	0.24	72.92	17.50	86.99	20.88	79.04	18.97	97.13	23.31	65.96	15.83	17.98	4.32
-	Peppers, chili, dried	PP	2	0.11	0.22	0.21	0.42	0.36	0.72	0.21	0.42	0.25	0.50	0.15	0.30
-	Tomato, paste (i.e. concentrated tomato sauce/puree)	PP	0.48	4.96	2.38	3.20	1.54	0.15	0.07	1.61	0.77	6.88	3.30	0.52	0.25
JF 0448	Tomato, juice (single strength, incl concentrated)	PP	0.036	0.80	0.03	0.10	0.00	0.10	0.00	0.61	0.02	0.40	0.01	0.10	0.00
VL 0053	Leafy vegetables, raw (excl brassica leafy vegetables)	RAC	11	18.83	207.13	21.85	240.35	87.37	961.07	33.65	370.15	18.18	199.98	13.92	153.12

Annex 3

Codex Code		Commodity description	Expr as	International Estimated Daily Intake (IEDI)												
				STMR mg/kg	Diets as g/person/day						Intake as µg/person/day					
					G07 diet	G07 intake	G08 diet	G08 intake	G09 diet	G09 intake	G10 diet	G10 intake	G11 diet	G11 intake	G12 diet	G12 intake
ADI = 0–0.03 mg/kg bw																
VL 0054	Brassica leafy vegetables, raw	RAC	0.37	NC	-	NC	-	33.86	12.53	9.44	3.49	NC	-	4.40	1.63	
VP 0061	Beans, green, with pods, raw: beans except broad bean & soya bean (i.e. immature seeds + pods) (Phaseolus spp)	RAC	0.6	5.07	3.04	0.83	0.50	0.17	0.10	3.70	2.22	NC	-	NC	-	
VP 0062	Beans, green, without pods, raw: beans except broad bean & soya bean (i.e. immature seeds only) (Phaseolus spp..)	RAC	0.02	2.21	0.04	5.25	0.11	4.17	0.08	1.61	0.03	16.95	0.34	0.17	0.00	
VP 0522	Broad bean, green, with pods (i.e. immature seeds + pods) (Vicia spp)	RAC	0.6	NC	-	NC	-	NC	-	NC	-	NC	-	NC	-	
VP 0542	Sword bean, green, with pods (i.e. immature seeds + pods) (Canavalia spp)	RAC	0.6	NC	-	NC	-	NC	-	NC	-	NC	-	NC	-	
VP 0553	Lentil, green, with pods (i.e. immature seeds + pods) (Lens spp)	RAC	0.6	NC	-	NC	-	NC	-	NC	-	NC	-	NC	-	
VD 0071	Beans, dry, raw (Phaseolus spp)	RAC	0.03	1.51	0.05	1.50	0.05	1.90	0.06	5.11	0.15	1.36	0.04	23.43	0.70	
VR 0494	Radish roots, raw	RAC	0.01	3.83	0.04	11.99	0.12	NC	-	5.26	0.05	2.19	0.02	4.37	0.04	
VR 0577	Carrots, raw	RAC	0.195	26.26	5.12	27.13	5.29	10.07	1.96	16.49	3.22	44.69	8.71	8.75	1.71	
VR 0588	Parsnip, raw	RAC	0.09	4.42	0.40	0.10	0.01	NC	-	NC	-	NC	-	1.12	0.10	
VR 0589	Potato, raw (incl flour, incl frozen, incl starch, incl tapioca)	RAC	0.01	225.03	2.25	234.24	2.34	71.48	0.71	177.55	1.78	234.55	2.35	37.71	0.38	
VS 0620	Artichoke globe	RAC	1.2	0.98	1.18	3.65	4.38	0.10	0.12	1.67	2.00	0.26	0.31	NC	-	
VS 0624	Celery	RAC	8.45	7.68	64.90	2.85	24.08	NC	-	3.34	28.22	16.83	142.21	4.04	34.14	
GC 0640	Barley, raw (incl malt extract, incl pot&pearled, incl flour & grits, incl beer, incl malt)	RAC	0.58	36.18	20.98	53.45	31.00	9.39	5.45	35.25	20.45	46.68	27.07	15.92	9.23	
-	Barley beer	PP	0.0058	180.21	1.05	259.46	1.50	45.91	0.27	172.36	1.00	234.42	1.36	65.30	0.38	
GC 0654	Wheat, raw (incl bulgur, incl fermented beverages, incl germ, incl wholemeal bread, excl white flour products, excl white bread)	RAC	0.07	1.00	0.07	0.11	0.01	0.10	0.01	0.84	0.06	0.10	0.01	0.10	0.01	
CF 0654	Wheat, bran	PP	0.21	NC	-	NC	-	NC	-	NC	-	NC	-	NC	-	
CF 1212	Wheat, wholemeal flour	PP	0.064	NC	-	NC	-	NC	-	NC	-	NC	-	NC	-	
CF 1211	Wheat, white flour (incl white flour products: starch, gluten, macaroni, pastry)	PP	0.019	199.38	3.79	193.50	3.68	106.30	2.02	185.31	3.52	171.11	3.25	132.37	2.52	
TN 0295	Cashew nuts, nutmeat	RAC	0.01	0.59	0.01	0.23	0.00	0.18	0.00	0.52	0.01	1.75	0.02	2.78	0.03	
TN 0660	Almonds, nutmeat	RAC	0.02	0.81	0.02	2.21	0.04	0.10	0.00	1.02	0.02	1.47	0.03	NC	-	
TN 0662	Brazil nuts, nutmeat	RAC	0.01	0.12	0.00	0.10	0.00	0.10	0.00	0.10	0.00	0.13	0.00	NC	-	
TN 0664	Chestnut, raw	RAC	0.01	0.34	0.00	0.21	0.00	1.14	0.01	0.52	0.01	0.10	0.00	NC	-	
TN 0665	Coconut, nutmeat (incl. copra, incl desiccated, incl oil)	RAC	0.01	4.13	0.04	2.73	0.03	13.15	0.13	5.85	0.06	6.92	0.07	22.24	0.22	
TN 0666	Hazelnuts, nutmeat	RAC	0.01	0.45	0.00	1.12	0.01	0.10	0.00	0.34	0.00	1.63	0.02	NC	-	
TN 0669	Macadamia nuts, nutmeat (i.e. Queensland nuts)	RAC	0.01	NC	-	0.40	0.00	NC	-	NC	-	NC	-	0.10	0.00	
TN 0672	Pecan nuts, nutmeat	RAC	0.01	0.38	0.00	NC	-	NC	-	0.27	0.00	NC	-	0.26	0.00	
TN 0673	Pine nuts, nutmeat (i.e. pignolia nuts)	RAC	0.01	0.99	0.01	0.66	0.01	0.22	0.00	0.27	0.00	1.89	0.02	0.89	0.01	

Annex 3

492

CYPRODINIL (207)

International Estimated Daily Intake (IEDI)

ADI = 0–0.03 mg/kg bw

Codex Code	Commodity description	Expr as	STMR mg/kg	Diets as g/person/day				Intake as µg/person/day							
				G07 diet	G07 intake	G08 diet	G08 intake	G09 diet	G09 intake	G10 diet	G10 intake	G11 diet	G11 intake	G12 diet	G12 intake
TN 0678	Walnuts, nutmeat	RAC	0.01	0.34	0.00	0.84	0.01	0.28	0.00	0.39	0.00	0.45	0.00	NC	-
SO 0495	Rape seed, raw (incl oil)	RAC	0.02	32.68	0.65	19.91	0.40	7.83	0.16	15.69	0.31	NC	-	NC	-
HH 0720	Herbs, raw (incl dried)	RAC	5.05	2.61	13.18	2.31	11.67	8.89	44.89	3.92	19.80	1.16	5.86	2.06	10.40
HS 0093	Spices, as traded	RAC	2	0.96	1.92	0.99	1.98	1.09	2.18	1.53	3.06	6.06	12.12	2.46	4.92
MM 0095	MEAT FROM MAMMALS other than marine mammals, raw (incl prepared meat)	RAC	0	140.03	0.00	150.89	0.00	79.32	0.00	111.24	0.00	120.30	0.00	51.27	0.00
MO 0105	Edible offal (mammalian), raw	RAC	0	15.17	0.00	5.19	0.00	6.30	0.00	6.78	0.00	3.32	0.00	3.17	0.00
ML 0106	Milks, raw or skimmed (incl dairy products)	RAC	0	388.92	0.00	335.88	0.00	49.15	0.00	331.25	0.00	468.56	0.00	245.45	0.00
PM 0110	Poultry meat, raw (incl prepared)	RAC	0	73.76	0.00	53.86	0.00	23.98	0.00	87.12	0.00	53.38	0.00	84.45	0.00
PF 0111	Poultry fat, raw (incl rendered)	RAC	0	0.10	0.00	0.10	0.00	NC	-	0.10	0.00	0.71	0.00	NC	-
PO 0111	Poultry edible offal, raw (incl prepared)	RAC	0	0.33	0.00	0.72	0.00	0.27	0.00	0.35	0.00	0.80	0.00	NC	-
PE 0112	Eggs, raw, (incl dried)	RAC	0	25.84	0.00	29.53	0.00	28.05	0.00	33.19	0.00	36.44	0.00	8.89	0.00
Total intake (µg/person)=				465.7				482.9				1127.7			
Bodyweight per region (kg bw) =				60				60				55			
ADI (µg/person)=				1800				1800				1650			
%ADI=				25.9%				26.8%				68.3%			
Rounded %ADI=				30%				30%				70%			
												582.8			
												60			
												1800			
												29.4%			
												30%			
												292.0			
												60			
												1800			
												16.2%			

CYPRODINIL (207)

International Estimated Daily Intake (IEDI)

ADI = 0–0.03 mg/kg bw

Codex Code	Commodity description	Expr as	STMR mg/kg	Diets: g/person/day				Intake = daily intake: µg/person							
				G13 diet	G13 intake	G14 diet	G14 intake	G15 diet	G15 intake	G16 diet	G16 intake	G17 diet	G17 intake		
FP 0009	Pome fruit, raw (incl cider, excl apple juice)	RAC	0.48	68.85	33.05	10.93	5.25	70.82	33.99	189.78	91.09	19.56	9.39		
JF 0226	Apple juice, single strength (incl. concentrated)	PP	0.015	0.10	0.00	0.10	0.00	7.19	0.11	0.10	0.00	NC	-		
FS 0012	Stone fruits, raw (incl dried apricots, excl dried plums)	RAC	0.68	0.10	0.07	0.10	0.07	32.27	21.94	0.10	0.07	NC	-		
DF 0014	Plum, dried (prunes)	PP	1.2	0.10	0.12	0.10	0.12	0.37	0.44	0.10	0.12	NC	-		
FB 0018	Berries and other small fruits, raw, (incl processed), excl small fruit vine climbing (group 004D)	RAC	2.2	1.54	3.39	18.66	41.05	11.59	25.50	0.81	1.78	4.99	10.98		
FB 0269	Grape, raw (incl must, excl dried, excl juice, excl wine)	RAC	0.79	0.14	0.11	0.36	0.28	15.33	12.11	0.10	0.08	0.28	0.22		
DF 0269	Grape, dried (= currants, raisins and sultanas)	PP	1.7	0.10	0.17	0.13	0.22	1.06	1.80	0.10	0.17	0.10	0.17		
JF 0269	Grape juice	PP	0.12	0.10	0.01	0.10	0.01	0.41	0.05	0.10	0.01	NC	-		
-	Grape wine (incl vermouths)	PP	0.062	0.31	0.02	0.23	0.01	60.43	3.75	0.52	0.03	31.91	1.98		
FT 0336	Guava, raw	RAC	0.485	0.10	0.05	0.10	0.05	NC	-	0.14	0.07	3.11	1.51		
FI 0326	Avocado, raw	RAC	0.265	1.12	0.30	0.10	0.03	0.84	0.22	0.10	0.03	6.60	1.75		
FI 0355	Pomegranate, raw, (incl processed)	RAC	3.3	5.49	18.12	27.17	89.66	NC	-	2.89	9.54	17.87	58.97		
-	Onions, mature bulbs, dry	RAC	0.065	9.01	0.59	20.24	1.32	30.90	2.01	9.61	0.62	2.11	0.14		
-	Onions, green, raw	RAC	0.065	1.43	0.09	0.10	0.01	0.20	0.01	NC	-	6.30	0.41		
VB 0041	Cabbages, head, raw	RAC	0.03	3.82	0.11	2.99	0.09	49.16	1.47	0.10	0.00	NC	-		

Annex 3

CYPRODINIL (207)

International Estimated Daily Intake (IEDI)

ADI = 0–0.03 mg/kg bw

Codex Code	Commodity description	Expr as	STMR mg/kg	Diets: g/person/day		Intake = daily intake: µg/person							
				G13 diet	G13 intake	G14 diet	G14 intake	G15 diet	G15 intake	G16 diet	G16 intake	G17 diet	G17 intake
VB 0042	Flowerhead brassicas, raw	RAC	0.27	0.10	0.03	0.10	0.03	4.86	1.31	0.10	0.03	NC	-
VC 0045	Fruiting vegetables, cucurbits, raw	RAC	0.09	5.96	0.54	9.74	0.88	51.82	4.66	13.61	1.22	0.10	0.01
VO 0050	Fruiting vegetables other than cucurbits, raw, (incl processed commodities), excl sweet corn commodities, excl mushroom commodities	RAC	0.24	36.09	8.66	37.19	8.93	109.09	26.18	3.78	0.91	12.50	3.00
-	Peppers, chili, dried	PP	2	0.58	1.16	1.27	2.54	1.21	2.42	0.12	0.24	NC	-
-	Tomato, paste (i.e. concentrated tomato sauce/puree)	PP	0.48	0.58	0.28	0.22	0.11	2.21	1.06	0.24	0.12	3.10	1.49
JF 0448	Tomato, juice (single strength, incl concentrated)	PP	0.036	0.10	0.00	0.10	0.00	0.42	0.02	0.10	0.00	0.10	0.00
VL 0053	Leafy vegetables, raw (excl brassica leafy vegetables)	RAC	11	10.92	120.12	7.58	83.38	7.53	82.83	7.06	77.66	14.11	155.21
VL 0054	Brassica leafy vegetables, raw	RAC	0.37	1.50	0.56	1.17	0.43	NC	-	0.10	0.04	NC	-
VP 0061	Beans, green, with pods, raw: beans except broad bean & soya bean (i.e. immature seeds + pods) (Phaseolus spp)	RAC	0.6	NC	-	NC	-	NC	-	NC	-	NC	-
VP 0062	Beans, green, without pods, raw: beans except broad bean & soya bean (i.e. immature seeds only) (Phaseolus spp.)	RAC	0.02	0.30	0.01	3.13	0.06	4.11	0.08	0.10	0.00	NC	-
VP 0522	Broad bean, green, with pods (i.e. immature seeds + pods) (Vicia spp)	RAC	0.6	NC	-	NC	-	NC	-	NC	-	NC	-
VP 0542	Sword bean, green, with pods (i.e. immature seeds + pods) (Canavalia spp)	RAC	0.6	NC	-	NC	-	NC	-	NC	-	NC	-
VP 0553	Lentil, green, with pods (i.e. immature seeds + pods) (Lens spp)	RAC	0.6	NC	-	NC	-	NC	-	NC	-	NC	-
VD 0071	Beans, dry, raw (Phaseolus spp)	RAC	0.03	7.11	0.21	2.33	0.07	3.76	0.11	44.70	1.34	3.27	0.10
VR 0494	Radish roots, raw	RAC	0.01	3.96	0.04	2.86	0.03	3.30	0.03	2.67	0.03	5.34	0.05
VR 0577	Carrots, raw	RAC	0.195	2.07	0.40	3.00	0.59	25.29	4.93	0.10	0.02	NC	-
VR 0588	Parsnip, raw	RAC	0.09	1.02	0.09	0.74	0.07	3.50	0.32	0.69	0.06	1.37	0.12
VR 0589	Potato, raw (incl flour, incl frozen, incl starch, incl tapioca)	RAC	0.01	23.96	0.24	13.56	0.14	213.41	2.13	104.35	1.04	8.56	0.09
VS 0620	Artichoke globe	RAC	1.2	0.10	0.12	NC	-	0.10	0.12	0.10	0.12	NC	-
VS 0624	Celery	RAC	8.45	3.66	30.93	2.65	22.39	4.84	40.90	2.47	20.87	4.94	41.74
GC 0640	Barley, raw (incl malt extract, incl pot&pearled, incl flour & grits, incl beer, incl malt)	RAC	0.58	11.58	6.72	2.33	1.35	46.71	27.09	3.72	2.16	16.26	9.43
-	Barley beer	PP	0.0058	16.25	0.09	11.36	0.07	225.21	1.31	19.49	0.11	52.17	0.30
GC 0654	Wheat, raw (incl bulgur, incl fermented beverages, incl germ, incl wholemeal bread, excl white flour products, excl white bread)	RAC	0.07	0.10	0.01	0.10	0.01	0.10	0.01	0.10	0.01	0.97	0.07
CF 0654	Wheat, bran	PP	0.21	NC	-	NC	-	NC	-	NC	-	NC	-
CF 1212	Wheat, wholemeal flour	PP	0.064	NC	-	NC	-	NC	-	NC	-	NC	-
CF 1211	Wheat, white flour (incl white flour products: starch, gluten, macaroni, pastry)	PP	0.019	45.21	0.86	87.37	1.66	215.61	4.10	20.42	0.39	103.67	1.97
TN 0295	Cashew nuts, nutmeat	RAC	0.01	0.91	0.01	0.14	0.00	0.11	0.00	0.10	0.00	NC	-

Annex 3

CYPRODINIL (207)

International Estimated Daily Intake (IEDI)

ADI = 0–0.03 mg/kg bw

Codex Code	Commodity description	Expr as	STMR mg/kg	Diets: g/person/day		Intake = daily intake: µg/person							
				G13 diet	G13 intake	G14 diet	G14 intake	G15 diet	G15 intake	G16 diet	G16 intake	G17 diet	G17 intake
TN 0660	Almonds, nutmeat	RAC	0.02	0.10	0.00	0.10	0.00	0.61	0.01	0.10	0.00	NC	-
TN 0662	Brazil nuts, nutmeat	RAC	0.01	0.10	0.00	0.10	0.00	0.10	0.00	0.10	0.00	NC	-
TN 0664	Chestnut, raw	RAC	0.01	0.10	0.00	0.10	0.00	0.75	0.01	0.10	0.00	NC	-
TN 0665	Coconut, nutmeat (incl. copra, incl desiccated, incl oil)	RAC	0.01	2.77	0.03	134.37	1.34	2.81	0.03	0.70	0.01	317.67	3.18
TN 0666	Hazelnuts, nutmeat	RAC	0.01	0.10	0.00	0.10	0.00	0.21	0.00	0.10	0.00	NC	-
TN 0669	Macadamia nuts, nutmeat (i.e. Queensland nuts)	RAC	0.01	0.10	0.00	0.10	0.00	NC	-	0.10	0.00	0.10	0.00
TN 0672	Pecan nuts, nutmeat	RAC	0.01	0.15	0.00	0.22	0.00	0.31	0.00	0.10	0.00	0.10	0.00
TN 0673	Pine nuts, nutmeat (i.e. pignolia nuts)	RAC	0.01	0.51	0.01	0.74	0.01	0.36	0.00	0.10	0.00	0.10	0.00
TN 0678	Walnuts, nutmeat	RAC	0.01	0.10	0.00	0.10	0.00	0.81	0.01	0.10	0.00	NC	-
SO 0495	Rape seed, raw (incl oil)	RAC	0.02	0.19	0.00	0.10	0.00	12.07	0.24	0.10	0.00	NC	-
HH 0720	Herbs, raw (incl dried)	RAC	5.05	1.85	9.34	1.67	8.43	2.80	14.14	1.24	6.26	2.75	13.89
HS 0093	Spices, as traded	RAC	2	1.26	2.52	4.34	8.68	0.78	1.56	0.41	0.82	1.46	2.92
MM 0095	MEAT FROM MAMMALS other than marine mammals, raw (incl prepared meat)	RAC	0	29.18	0.00	50.89	0.00	121.44	0.00	22.58	0.00	72.14	0.00
MO 0105	Edible offal (mammalian), raw	RAC	0	4.64	0.00	1.97	0.00	10.01	0.00	3.27	0.00	3.98	0.00
ML 0106	Milks, raw or skimmed (incl dairy products)	RAC	0	108.75	0.00	70.31	0.00	436.11	0.00	61.55	0.00	79.09	0.00
PM 0110	Poultry meat, raw (incl prepared)	RAC	0	3.92	0.00	12.03	0.00	57.07	0.00	5.03	0.00	55.56	0.00
PF 0111	Poultry fat, raw (incl rendered)	RAC	0	NC	-	NC	-	0.32	0.00	NC	-	NC	-
PO 0111	Poultry edible offal, raw (incl prepared)	RAC	0	0.10	0.00	0.70	0.00	0.97	0.00	0.10	0.00	NC	-
PE 0112	Eggs, raw, (incl dried)	RAC	0	3.84	0.00	4.41	0.00	27.25	0.00	1.13	0.00	7.39	0.00
-	-	-	-	-	-	-	-	-	-	-	-	-	-
Total intake (µg/person)=				239.2		279.4		319.0		217.1		319.1	
Bodyweight per region (kg bw) =				60		60		60		60		60	
ADI (µg/person)=				1800		1800		1800		1800		1800	
%ADI=				13.3%		15.5%		17.7%		12.1%		17.7%	
Rounded %ADI=				10%		20%		20%		10%		20%	

Annex 3

DIFENOCONAZOLE (224)

International Estimated Daily Intake (IEDI)

ADI = 0–0.01 mg/kg bw

Codex Code	Commodity description	Expr as	STMR mg/kg	Diets as g/person/day				Intake as µg/person/day							
				G01 diet	G01 intake	G02 diet	G02 intake	G03 diet	G03 intake	G04 diet	G04 intake	G05 diet	G05 intake	G06 diet	G06 intake
FC 0001	Citrus fruit, raw (incl kumquat commodities)	RAC	0.16	32.25	5.16	11.67	1.87	16.70	2.67	76.01	12.16	33.90	5.42	92.97	14.88
JF 0001	Citrus fruit, juice	PP	0.002	1.30	0.00	2.37	0.00	0.22	0.00	13.88	0.03	0.75	0.00	2.63	0.01
FP 0009	Pome fruits, raw (incl. apple juice, incl cider)	RAC	0.86	19.79	17.02	38.25	32.90	17.96	15.45	32.56	28.00	8.08	6.95	64.45	55.43
FS 0013	Cherries, raw	RAC	0.04	0.92	0.04	9.15	0.37	0.10	0.00	0.61	0.02	0.10	0.00	6.64	0.27
FS 0014	Plums, raw (incl dried plums, incl Chinese jujube)	RAC	0.04	2.67	0.11	8.77	0.35	0.10	0.00	3.03	0.12	0.70	0.03	4.34	0.17
FS 2001	Peaches, nectarines, apricots, raw (incl dried apricots)	RAC	0.15	8.01	1.20	5.87	0.88	0.18	0.03	8.19	1.23	1.64	0.25	22.46	3.37
FB 0020	Blueberries, raw	RAC	1	0.10	0.10	0.10	0.10	0.10	0.10	0.10	0.10	0.10	0.10	0.10	0.10
FB 0269	Grape, raw (incl must, excl dried, excl juice, excl wine)	RAC	0.52	13.02	6.77	9.25	4.81	0.10	0.05	16.91	8.79	3.70	1.92	54.44	28.31
DF 0269	Grape, dried (= currants, raisins and sultanas)	PP	1.1	0.51	0.56	0.51	0.56	0.10	0.11	1.27	1.40	0.12	0.13	2.07	2.28
JF 0269	Grape juice	PP	0.24	0.14	0.03	0.29	0.07	0.10	0.02	0.30	0.07	0.24	0.06	0.10	0.02
-	Grape wine (incl vermouths)	PP	0.094	0.67	0.06	12.53	1.18	2.01	0.19	1.21	0.11	3.53	0.33	4.01	0.38
FB 0275	Strawberry, raw	RAC	0.42	0.70	0.29	2.01	0.84	0.10	0.04	1.36	0.57	0.37	0.16	2.53	1.06
FT 0305	Table olive, raw (incl preserved)	RAC	0.465	0.70	0.33	0.32	0.15	0.10	0.05	1.53	0.71	0.17	0.08	1.85	0.86
FI 0326	Avocado, raw	RAC	0.05	0.13	0.01	0.10	0.01	2.05	0.10	2.54	0.13	2.34	0.12	0.12	0.01
FI 0327	Banana, raw (incl plantains) (incl dried)	RAC	0.02	5.06	0.10	6.91	0.14	37.17	0.74	31.16	0.62	40.21	0.80	18.96	0.38
FI 0345	Mango, raw (incl canned mango, incl mango juice)	RAC	0.03	10.48	0.31	0.10	0.00	7.24	0.22	6.87	0.21	19.98	0.60	6.25	0.19
FI 0350	Papaya, raw	RAC	0.065	0.35	0.02	0.10	0.01	3.05	0.20	0.80	0.05	7.28	0.47	1.00	0.07
FI 2540	Pitaya, raw (i.e dragon fruit or pitahaya)	RAC	0.034	0.10	0.00	0.10	0.00	0.10	0.00	0.10	0.00	NC	-	0.10	0.00
FI 0351	Passion fruit, raw	RAC	0.01	0.58	0.0058	0.10	0.0010	0.59	0.0059	0.60	0.0060	0.18	0.0018	0.10	0.0010
VA 0384	Leek, raw	RAC	0.08	0.18	0.01	1.59	0.13	0.10	0.01	0.28	0.02	0.10	0.01	3.21	0.26
-	Onions, mature bulbs, dry	RAC	0.015	29.36	0.44	37.50	0.56	3.56	0.05	34.78	0.52	18.81	0.28	43.38	0.65
-	Onions, green, raw	RAC	2.8	2.45	6.86	1.49	4.17	1.02	2.86	2.60	7.28	0.60	1.68	2.03	5.68
VB 0040	Brassica vegetables, raw: head cabbages, flowerhead brassicas, Brussels sprouts & kohlrabi	RAC	0.35	6.41	2.24	35.79	12.53	0.71	0.25	9.81	3.43	12.07	4.22	16.58	5.80
VC 0046	Melons, raw (excl watermelons)	RAC	0.14	8.90	1.25	8.64	1.21	0.80	0.11	17.90	2.51	2.80	0.39	29.17	4.08
VC 0424	Cucumber, raw	RAC	0.04	8.01	0.32	30.66	1.23	1.45	0.06	19.84	0.79	0.27	0.01	34.92	1.40
VC 0425	Gherkin, raw	RAC	0.04	1.73	0.07	6.64	0.27	0.31	0.01	4.29	0.17	0.29	0.01	7.56	0.30
VC 0431	Squash, summer, raw (= courgette, zucchini)	RAC	0.04	0.78	0.03	2.06	0.08	0.30	0.01	1.61	0.06	2.25	0.09	2.36	0.09
VC 0432	Watermelon, raw	RAC	0.01	28.96	0.29	25.65	0.26	1.56	0.02	39.26	0.39	4.94	0.05	66.90	0.67
VO 0440	Egg plants, raw (= aubergines)	RAC	0.14	5.58	0.78	4.31	0.60	0.89	0.12	9.31	1.30	13.64	1.91	20.12	2.82
VO 0442	Okra, raw	RAC	0.14	1.97	0.28	NC	-	3.68	0.52	3.24	0.45	5.72	0.80	1.57	0.22
VO 0443	Pepino (Melon pear, Tree melon)	RAC	0.14	NC	-	NC	-	NC	-	NC	-	NC	-	NC	-
VO 0444	Peppers, chili, raw	RAC	0.24	3.99	0.96	7.30	1.75	2.93	0.70	5.62	1.35	NC	-	17.44	4.19
-	Peppers, chili, dried	PP	1.1	0.42	0.46	0.53	0.58	0.84	0.92	0.50	0.55	0.95	1.05	0.37	0.41
VO 0445	Peppers, sweet, raw (incl dried)	RAC	0.14	4.49	0.63	6.44	0.90	7.21	1.01	5.68	0.80	9.52	1.33	8.92	1.25
VO 0447	Sweet corn on the cob, raw (incl frozen, incl canned) (i.e. kernels plus cob without husks)	RAC	0.01	0.14	0.00	0.94	0.01	5.70	0.06	2.61	0.03	1.94	0.02	0.22	0.00

Annex 3

496

DIFENOCONAZOLE (224)

International Estimated Daily Intake (IEDI)

ADI = 0–0.01 mg/kg bw

Codex Code	Commodity description	Expr as	STMR mg/kg	Diets as g/person/day				Intake as µg/person/day							
				G01 diet	G01 intake	G02 diet	G02 intake	G03 diet	G03 intake	G04 diet	G04 intake	G05 diet	G05 intake	G06 diet	G06 intake
VO 0448	Tomato, raw	RAC	0.1	41.73	4.17	75.65	7.57	10.66	1.07	82.87	8.29	24.75	2.48	200.93	20.09
-	Tomato, canned (& peeled)	PP	0.01	0.20	0.00	0.31	0.00	0.10	0.00	1.11	0.01	0.11	0.00	1.50	0.02
-	Tomato, paste (i.e. concentrated tomato sauce/puree)	PP	0.22	2.34	0.51	1.33	0.29	1.57	0.35	4.24	0.93	0.34	0.07	2.83	0.62
JF 0448	Tomato, juice (single strength, incl concentrated)	PP	0.031	0.29	0.01	0.29	0.01	0.10	0.00	0.38	0.01	0.10	0.00	0.14	0.00
VL 0482	Lettuce, head, raw	RAC	0.41	NC	-	NC	-	NC	-	NC	-	NC	-	NC	-
VL 0483	Lettuce, leaf, raw	RAC	0.41	0.53	0.22	0.36	0.15	0.16	0.07	6.21	2.55	1.90	0.78	6.05	2.48
VP 0060	Legume vegetables, raw	RAC	0.07	7.73	0.54	1.53	0.11	0.51	0.04	2.95	0.21	5.08	0.36	12.86	0.90
VD 0071	Beans, dry, raw (Phaseolus spp)	RAC	0.011	2.39	0.03	1.61	0.02	10.47	0.12	1.84	0.02	12.90	0.14	7.44	0.08
VD 0072	Peas, dry, raw (Pisum spp, Vigna spp): garden peas & field peas & cow peas	RAC	0.028	1.67	0.05	3.22	0.09	2.66	0.07	1.51	0.04	2.91	0.08	0.24	0.01
VD 0523	Broad bean, dry, raw (incl horse-bean, broad bean, field bean) (Vicia faba)	RAC	0.011	1.27	0.01	0.10	0.00	0.12	0.00	2.49	0.03	0.23	0.00	5.54	0.06
VD 0524	Chick-pea, dry, raw (Cicer arietinum)	RAC	0.028	5.34	0.15	0.13	0.00	0.10	0.00	4.69	0.13	7.24	0.20	5.52	0.15
VD 0531	Hyacinth bean (dry) (Lablab spp), raw	RAC	0.011	NC	-	NC	-	NC	-	NC	-	NC	-	NC	-
VD 0533	Lentil, dry, raw (Ervum lens)	RAC	0.028	2.12	0.06	0.10	0.00	0.10	0.00	3.21	0.09	1.60	0.04	4.90	0.14
VD 0537	Pigeon pea dry, raw (Cajanus cajan)	RAC	0.028	NC	-	NC	-	0.10	0.00	0.10	0.00	3.38	0.09	NC	-
VD 0541	Soya bean, dry, raw (incl flour, incl paste, incl curd, incl sauce, excl oil)	RAC	0.01	0.63	0.01	1.09	0.01	0.40	0.00	1.40	0.01	1.68	0.02	0.48	0.00
OR 0541	Soya oil, refined	PP	0.08	12.99	1.04	10.43	0.83	3.63	0.29	13.10	1.05	10.70	0.86	13.10	1.05
-	Pulses, NES, dry, raw: lablab or hyacinth bean, jack or sword bean, winged bean, guar bean, velvet bean, yam bean (Dolichos spp., Canavalia spp., Psophocarpus tetragonolobus, Cyamopsis tetragonoloba, Stizolobium spp., Pachyrrhizus erosus)	RAC	0.028	1.70	0.05	0.10	0.00	3.00	0.08	1.80	0.05	1.64	0.05	1.33	0.04
-	Mung bean sprouts	RAC	0.01	NC	-	NC	-	NC	-	NC	-	NC	-	NC	-
-	Soybean sprouts	RAC	0.01	NC	-	NC	-	NC	-	NC	-	NC	-	NC	-
VR 0577	Carrots, raw	RAC	0.05	9.51	0.48	30.78	1.54	0.37	0.02	8.75	0.44	2.80	0.14	6.10	0.31
VR 0578	Celery, raw	RAC	0.12	1.70	0.20	3.01	0.36	1.87	0.22	4.53	0.54	NC	-	2.19	0.26
VR 0589	Potato, raw (incl flour, incl frozen, incl starch, incl tapioca)	RAC	1.2	59.74	71.69	316.14	379.37	9.78	11.74	60.26	72.31	54.12	64.94	119.82	143.78
VR 0596	Sugar beet, raw (incl sugar)	RAC	0.02	0.13	0.00	NC	-	0.10	0.00	0.66	0.01	0.47	0.01	88.94	1.78
VS 0620	Artichoke globe	RAC	0.51	0.69	0.35	0.10	0.05	0.10	0.05	0.32	0.16	0.26	0.13	1.21	0.62
VS 0621	Asparagus	RAC	0.02	0.10	0.00	0.10	0.00	0.10	0.00	0.10	0.00	0.10	0.00	0.21	0.00
VS 0624	Celery	RAC	0.14	2.14	0.30	3.79	0.53	2.35	0.33	5.69	0.80	0.10	0.01	2.75	0.39
CM 0649 (GC 0649)	Rice, husked, dry (incl flour, incl oil, incl beverages, incl starch, excl polished)	REP	1.1	1.26	1.39	1.58	1.74	31.05	34.16	5.43	5.97	0.90	0.99	2.18	2.40
CM 1205	Rice polished, dry	PP	0.0086	34.21	0.29	10.39	0.09	41.72	0.36	82.38	0.71	150.24	1.29	70.47	0.61
TN 0085	Tree nuts, raw (incl processed)	RAC	0.01	4.06	0.04	3.27	0.03	7.01	0.07	13.93	0.14	14.01	0.14	9.36	0.09
SO 0305	Olives for oil production, raw	RAC	0.465	1.47	0.68	0.67	0.31	NC	-	1.26	0.59	0.10	0.05	7.63	3.55

Annex 3

DIFENOCONAZOLE (224)

International Estimated Daily Intake (IEDI)

ADI = 0–0.01 mg/kg bw

Codex Code	Commodity description	Expr as	STMR mg/kg	Diets as g/person/day				Intake as µg/person/day							
				G01 diet	G01 intake	G02 diet	G02 intake	G03 diet	G03 intake	G04 diet	G04 intake	G05 diet	G05 intake	G06 diet	G06 intake
-	Olive oil (virgin and residue oil)	PP	0.7	2.17	1.52	0.13	0.09	0.10	0.07	1.32	0.92	0.10	0.07	2.76	1.93
SO 0495	Rape seed, raw	RAC	0.03	0.10	0.00	NC	-	NC	-	0.10	0.00	0.75	0.02	0.10	0.00
OR 0495	Rape seed oil, edible	PP	0.002	0.35	0.00	0.44	0.00	0.19	0.00	0.97	0.00	3.28	0.01	0.77	0.00
SO 0697	Peanuts, nutmeat, raw (incl roasted, incl oil, incl butter)	RAC	0	1.30	0.00	1.23	0.00	12.62	0.00	2.87	0.00	6.59	0.00	2.67	0.00
SO 0702	Sunflower seed, raw (incl oil)	RAC	0.01	7.40	0.07	35.86	0.36	1.15	0.01	8.76	0.09	5.45	0.05	13.62	0.14
SB 0716	Coffee beans raw (incl roasted, incl instant coffee, incl substitutes)	RAC	0.01	1.36	0.01	3.59	0.04	1.44	0.01	5.18	0.05	2.02	0.02	1.70	0.02
MM 0095	MEAT FROM MAMMALS other than marine mammals, raw (incl prepared meat) -80% as muscle	RAC	0.047	24.96	1.17	57.95	2.72	16.70	0.79	38.38	1.80	26.46	1.24	29.00	1.36
MM 0095	MEAT FROM MAMMALS other than marine mammals, raw (incl prepared meat) - 20% as fat	RAC	0.14	6.24	0.87	14.49	2.03	4.18	0.58	9.60	1.34	6.62	0.93	7.25	1.02
MF 0100	Mammalian fats, raw, excl milk fats (incl rendered fats)	RAC	0.14	3.29	0.46	6.14	0.86	0.82	0.11	1.57	0.22	2.23	0.31	1.07	0.15
MO 0105	Edible offal (mammalian), raw	RAC	0.71	4.79	3.40	9.68	6.87	2.97	2.11	5.49	3.90	3.84	2.73	5.03	3.57
ML 0106	Milks, raw or skimmed (incl dairy products)	RAC	0.011	289.65	3.19	485.88	5.34	26.92	0.30	239.03	2.63	199.91	2.20	180.53	1.99
PM 0110	Poultry meat, raw (incl prepared)	RAC	0.0002	14.63	0.00	29.76	0.01	8.04	0.00	129.68	0.03	25.04	0.01	35.66	0.01
PF 0111	Poultry fat, raw (incl rendered)	RAC	0.0002	0.10	0.00	0.10	0.00	NC	-	0.10	0.00	0.10	0.00	0.10	0.00
PO 0111	Poultry edible offal, raw (incl prepared)	RAC	0.0002	0.12	0.00	0.12	0.00	0.11	0.00	5.37	0.00	0.24	0.00	0.10	0.00
PE 0112	Eggs, raw, (incl dried)	RAC	0.011	7.84	0.09	23.08	0.25	2.88	0.03	14.89	0.16	9.81	0.11	14.83	0.16
	Total intake (µg/person)=				139.8		480.2		79.8		180.3		109.9		325.4
	Bodyweight per region (kg bw) =				60		60		60		60		60		60
	ADI (µg/person)=				600		600		600		600		600		600
	%ADI=				23.3%		80.0%		13.3%		30.0%		18.3%		54.2%
	Rounded %ADI=				20%		80%		10%		30%		20%		50%

Annex 3

498

DIFENOCONAZOLE (224)		International Estimated Daily Intake (IEDI)										ADI = 0–0.01 mg/kg bw			
Codex Code	Commodity description	Expr as	STMR mg/kg	Diets as g/person/day			Intake as µg/person/day								
				G07 diet	G07 intake	G08 diet	G08 intake	G09 diet	G09 intake	G10 diet	G10 intake	G11 diet	G11 intake	G12 diet	G12 intake
FC 0001	Citrus fruit, raw (incl kumquat commodities)	RAC	0.16	38.66	6.19	54.93	8.79	26.36	4.22	51.46	8.23	51.06	8.17	466.36	74.62
JF 0001	Citrus fruit, juice	PP	0.002	36.84	0.07	3.75	0.01	0.30	0.00	21.62	0.04	21.82	0.04	46.67	0.09
FP 0009	Pome fruits, raw (incl. apple juice, incl cider)	RAC	0.86	71.38	61.39	81.73	70.29	42.91	36.90	58.89	50.65	103.85	89.31	12.48	10.73
FS 0013	Cherries, raw	RAC	0.04	1.40	0.06	4.21	0.17	0.10	0.00	2.93	0.12	1.50	0.06	NC	-
FS 0014	Plums, raw (incl dried plums, incl Chinese jujube)	RAC	0.04	5.55	0.22	4.37	0.17	6.08	0.24	3.66	0.15	3.93	0.16	0.46	0.02
FS 2001	Peaches, nectarines, apricots, raw (incl dried apricots)	RAC	0.15	13.03	1.95	16.29	2.44	8.29	1.24	12.95	1.94	5.35	0.80	0.10	0.02
FB 0020	Blueberries, raw	RAC	1	0.10	0.10	0.23	0.23	0.10	0.10	0.83	0.83	0.33	0.33	NC	-
FB 0269	Grape, raw (incl must, excl dried, excl juice, excl wine)	RAC	0.52	6.48	3.37	11.31	5.88	5.21	2.71	9.50	4.94	4.66	2.42	0.78	0.41
DF 0269	Grape, dried (= currants, raisins and sultanas)	PP	1.1	3.09	3.40	1.51	1.66	0.10	0.11	1.38	1.52	4.26	4.69	0.42	0.46
JF 0269	Grape juice	PP	0.24	0.56	0.13	1.96	0.47	0.10	0.02	2.24	0.54	2.27	0.54	0.34	0.08
-	Grape wine (incl vermouths)	PP	0.094	88.93	8.36	62.41	5.87	1.84	0.17	25.07	2.36	61.17	5.75	5.84	0.55
FB 0275	Strawberry, raw	RAC	0.42	4.49	1.89	5.66	2.38	0.10	0.04	6.63	2.78	5.75	2.42	0.10	0.04
FT 0305	Table olive, raw (incl preserved)	RAC	0.465	2.00	0.93	2.48	1.15	0.10	0.05	1.21	0.56	1.64	0.76	0.27	0.13
FI 0326	Avocado, raw	RAC	0.05	2.65	0.13	0.87	0.04	0.46	0.02	1.64	0.08	1.30	0.07	0.96	0.05
FI 0327	Banana, raw (incl plantains) (incl dried)	RAC	0.02	25.14	0.50	23.37	0.47	23.06	0.46	23.40	0.47	18.44	0.37	39.29	0.79
FI 0345	Mango, raw (incl canned mango, incl mango juice)	RAC	0.03	1.80	0.05	0.63	0.02	10.05	0.30	1.07	0.03	3.52	0.11	16.44	0.49
FI 0350	Papaya, raw	RAC	0.065	0.31	0.02	0.18	0.01	1.50	0.10	0.51	0.03	0.54	0.04	1.08	0.07
FI 2540	Pitaya, raw (i.e dragon fruit or pitahaya)	RAC	0.034	NC	-	NC	-	0.10	0.00	NC	-	NC	-	NC	-
FI 0351	Passion fruit, raw	RAC	0.01	0.10	0.0010	0.10	0.0010	NC	-	NC	-	0.10	0.0010	NC	-
VA 0384	Leek, raw	RAC	0.08	4.01	0.32	4.41	0.35	0.72	0.06	0.54	0.04	16.41	1.31	0.10	0.01
-	Onions, mature bulbs, dry	RAC	0.015	19.69	0.30	29.83	0.45	24.64	0.37	31.35	0.47	9.72	0.15	12.59	0.19
-	Onions, green, raw	RAC	2.8	1.55	4.34	0.74	2.07	1.05	2.94	3.74	10.47	0.94	2.63	6.45	18.06
VB 0040	Brassica vegetables, raw: head cabbages, flowerhead brassicas, Brussels sprouts & kohlrabi	RAC	0.35	20.71	7.25	39.81	13.93	16.70	5.85	28.49	9.97	18.12	6.34	15.03	5.26
VC 0046	Melons, raw (excl watermelons)	RAC	0.14	9.20	1.29	11.95	1.67	14.63	2.05	8.99	1.26	7.86	1.10	2.46	0.34
VC 0424	Cucumber, raw	RAC	0.04	6.72	0.27	11.03	0.44	32.10	1.28	15.10	0.60	4.05	0.16	9.57	0.38
VC 0425	Gherkin, raw	RAC	0.04	0.41	0.02	5.89	0.24	NC	-	0.10	0.00	0.37	0.01	2.07	0.08
VC 0431	Squash, summer, raw (= courgette, zucchini)	RAC	0.04	NC	-	NC	-	5.48	0.22	NC	-	NC	-	1.03	0.04
VC 0432	Watermelon, raw	RAC	0.01	4.60	0.05	9.82	0.10	68.50	0.69	13.19	0.13	1.99	0.02	14.56	0.15
VO 0440	Egg plants, raw (= aubergines)	RAC	0.14	1.01	0.14	1.69	0.24	21.37	2.99	3.00	0.42	1.40	0.20	NC	-
VO 0442	Okra, raw	RAC	0.14	NC	-	NC	-	0.10	0.01	0.17	0.02	NC	-	0.72	0.10
VO 0443	Pepino (Melon pear, Tree melon)	RAC	0.14	NC	-	NC	-	NC	-	NC	-	NC	-	NC	-
VO 0444	Peppers, chili, raw	RAC	0.24	5.57	1.34	14.00	3.36	8.25	1.98	5.77	1.38	6.44	1.55	2.53	0.61
-	Peppers, chili, dried	PP	1.1	0.11	0.12	0.21	0.23	0.36	0.40	0.21	0.23	0.25	0.28	0.15	0.17
VO 0445	Peppers, sweet, raw (incl dried)	RAC	0.14	0.82	0.11	1.53	0.21	10.85	1.52	4.59	0.64	1.84	0.26	2.00	0.28
VO 0447	Sweet corn on the cob, raw (incl frozen, incl canned) (i.e. kernels plus cob without husks)	RAC	0.01	11.43	0.11	3.71	0.04	0.74	0.01	13.63	0.14	3.07	0.03	1.50	0.02
VO 0448	Tomato, raw	RAC	0.1	32.13	3.21	51.27	5.13	34.92	3.49	73.37	7.34	15.15	1.52	8.88	0.89

Annex 3

DIFENOCONAZOLE (224)		International Estimated Daily Intake (IEDI)						ADI = 0–0.01 mg/kg bw							
Codex Code	Commodity description	Expr as	STMR mg/kg	Diets as g/person/day				Intake as µg/person/day							
				G07 diet	G07 intake	G08 diet	G08 intake	G09 diet	G09 intake	G10 diet	G10 intake	G11 diet	G11 intake	G12 diet	G12 intake
-	Tomato, canned (& peeled)	PP	0.01	7.57	0.08	2.66	0.03	0.30	0.00	0.97	0.01	7.31	0.07	0.41	0.00
-	Tomato, paste (i.e. concentrated tomato sauce/puree)	PP	0.22	4.96	1.09	3.20	0.70	0.15	0.03	1.61	0.35	6.88	1.51	0.52	0.11
JF 0448	Tomato, juice (single strength, incl concentrated)	PP	0.031	0.80	0.02	0.10	0.00	0.10	0.00	0.61	0.02	0.40	0.01	0.10	0.00
VL 0482	Lettuce, head, raw	RAC	0.41	NC	-	NC	-	NC	-	NC	-	NC	-	NC	-
VL 0483	Lettuce, leaf, raw	RAC	0.41	14.50	5.95	11.76	4.82	13.14	5.39	19.50	8.00	4.81	1.97	2.23	0.91
VP 0060	Legume vegetables, raw	RAC	0.07	18.21	1.27	8.91	0.62	7.22	0.51	10.04	0.70	23.22	1.63	0.17	0.01
VD 0071	Beans, dry, raw (Phaseolus spp)	RAC	0.011	1.51	0.02	1.50	0.02	1.90	0.02	5.11	0.06	1.36	0.01	23.43	0.26
VD 0072	Peas, dry, raw (Pisum spp, Vigna spp): garden peas & field peas & cow peas	RAC	0.028	3.80	0.11	1.25	0.04	1.06	0.03	2.33	0.07	2.70	0.08	3.83	0.11
VD 0523	Broad bean, dry, raw (incl horse-bean, broad bean, field bean) (Vicia faba)	RAC	0.011	0.10	0.00	0.10	0.00	1.16	0.01	0.40	0.00	NC	-	0.10	0.00
VD 0524	Chick-pea, dry, raw (Cicer arietinum)	RAC	0.028	0.27	0.01	1.33	0.04	0.32	0.01	0.15	0.00	0.10	0.00	0.10	0.00
VD 0531	Hyacinth bean (dry) (Lablab spp), raw	RAC	0.011	NC	-	NC	-	NC	-	NC	-	NC	-	NC	-
VD 0533	Lentil, dry, raw (Ervum lens)	RAC	0.028	0.95	0.03	1.18	0.03	0.40	0.01	0.96	0.03	0.71	0.02	1.28	0.04
VD 0537	Pigeon pea dry, raw (Cajanus cajan)	RAC	0.028	NC	-	NC	-	0.20	0.01	NC	-	NC	-	NC	-
VD 0541	Soya bean, dry, raw (incl flour, incl paste, incl curd, incl sauce, excl oil)	RAC	0.01	0.47	0.00	0.77	0.01	9.12	0.09	8.05	0.08	0.10	0.00	6.06	0.06
OR 0541	Soya oil, refined	PP	0.08	19.06	1.52	21.06	1.68	5.94	0.48	33.78	2.70	40.05	3.20	13.39	1.07
-	Pulses, NES, dry, raw: lablab or hyacinth bean, jack or sword bean, winged bean, guar bean, velvet bean, yam bean (Dolichos spp., Canavalia spp., Psophocarpus tetragonolobus, Cyamopsis tetragonoloba, Stizolobium spp., Pachyrrhizus erosus)	RAC	0.028	0.10	0.00	NC	-	0.57	0.02	0.11	0.00	0.16	0.00	0.94	0.03
-	Mung bean sprouts	RAC	0.01	NC	-	NC	-	NC	-	NC	-	NC	-	NC	-
-	Soybean sprouts	RAC	0.01	NC	-	NC	-	NC	-	NC	-	NC	-	NC	-
VR 0577	Carrots, raw	RAC	0.05	26.26	1.31	27.13	1.36	10.07	0.50	16.49	0.82	44.69	2.23	8.75	0.44
VR 0578	Celery, raw	RAC	0.12	2.97	0.36	1.79	0.21	NC	-	0.10	0.01	16.91	2.03	3.22	0.39
VR 0589	Potato, raw (incl flour, incl frozen, incl starch, incl tapioca)	RAC	1.2	225.03	270.04	234.24	281.09	71.48	85.78	177.55	213.06	234.55	281.46	37.71	45.25
VR 0596	Sugar beet, raw (incl sugar)	RAC	0.02	0.10	0.00	NC	-	0.10	0.00	0.10	0.00	NC	-	NC	-
VS 0620	Artichoke globe	RAC	0.51	0.98	0.50	3.65	1.86	0.10	0.05	1.67	0.85	0.26	0.13	NC	-
VS 0621	Asparagus	RAC	0.02	0.84	0.02	2.08	0.04	7.11	0.14	1.01	0.02	1.69	0.03	0.10	0.00
VS 0624	Celery	RAC	0.14	7.68	1.08	2.85	0.40	NC	-	3.34	0.47	16.83	2.36	4.04	0.57
CM 0649 (GC 0649)	Rice, husked, dry (incl flour, incl oil, incl beverages, incl starch, excl polished)	REP	1.1	3.70	4.07	2.11	2.32	1.51	1.66	1.75	1.93	0.29	0.32	5.12	5.63
CM 1205	Rice polished, dry	PP	0.0086	13.38	0.12	10.80	0.09	262.08	2.25	57.16	0.49	12.83	0.11	62.78	0.54
TN 0085	Tree nuts, raw (incl processed)	RAC	0.01	8.52	0.09	8.94	0.09	15.09	0.15	9.60	0.10	14.57	0.15	26.26	0.26
SO 0305	Olives for oil production, raw	RAC	0.465	0.35	0.16	0.10	0.05	0.10	0.05	0.57	0.27	0.10	0.05	NC	-

Annex 3

500

DIFENOCONAZOLE (224)			International Estimated Daily Intake (IEDI)						ADI = 0–0.01 mg/kg bw						
Codex Code	Commodity description	Expr as	STMR mg/kg	Diets as g/person/day			Intake as µg/person/day								
				G07 diet	G07 intake	G08 diet	G08 intake	G09 diet	G09 intake	G10 diet	G10 intake	G11 diet	G11 intake	G12 diet	G12 intake
-	Olive oil (virgin and residue oil)	PP	0.7	3.40	2.38	9.49	6.64	0.10	0.07	4.28	3.00	2.74	1.92	0.48	0.34
SO 0495	Rape seed, raw	RAC	0.03	NC	-	NC	-	0.10	0.00	NC	-	NC	-	NC	-
OR 0495	Rape seed oil, edible	PP	0.002	12.52	0.03	7.63	0.02	3.00	0.01	6.01	0.01	NC	-	NC	-
SO 0697	Peanuts, nutmeat, raw (incl roasted, incl oil, incl butter)	RAC	0	5.63	0.00	2.75	0.00	9.58	0.00	5.82	0.00	13.71	0.00	1.84	0.00
SO 0702	Sunflower seed, raw (incl oil)	RAC	0.01	23.40	0.23	29.33	0.29	1.24	0.01	13.85	0.14	6.48	0.06	6.91	0.07
SB 0716	Coffee beans raw (incl roasted, incl instant coffee, incl substitutes)	RAC	0.01	10.90	0.11	12.44	0.12	0.77	0.01	9.48	0.09	22.07	0.22	8.15	0.08
MM 0095	MEAT FROM MAMMALS other than marine mammals, raw (incl prepared meat) -80% as muscle	RAC	0.047	112.02	5.27	120.71	5.67	63.46	2.98	88.99	4.18	96.24	4.52	41.02	1.93
MM 0095	MEAT FROM MAMMALS other than marine mammals, raw (incl prepared meat) - 20% as fat	RAC	0.14	28.01	3.92	30.18	4.22	15.86	2.22	22.25	3.11	24.06	3.37	10.25	1.44
MF 0100	Mammalian fats, raw, excl milk fats (incl rendered fats)	RAC	0.14	6.44	0.90	15.51	2.17	3.79	0.53	8.29	1.16	18.44	2.58	8.00	1.12
MO 0105	Edible offal (mammalian), raw	RAC	0.71	15.17	10.77	5.19	3.68	6.30	4.47	6.78	4.81	3.32	2.36	3.17	2.25
ML 0106	Milks, raw or skimmed (incl dairy products)	RAC	0.011	388.92	4.28	335.88	3.69	49.15	0.54	331.25	3.64	468.56	5.15	245.45	2.70
PM 0110	Poultry meat, raw (incl prepared)	RAC	0.0002	73.76	0.01	53.86	0.01	23.98	0.00	87.12	0.02	53.38	0.01	84.45	0.02
PF 0111	Poultry fat, raw (incl rendered)	RAC	0.0002	0.10	0.00	0.10	0.00	NC	-	0.10	0.00	0.71	0.00	NC	-
PO 0111	Poultry edible offal, raw (incl prepared)	RAC	0.0002	0.33	0.00	0.72	0.00	0.27	0.00	0.35	0.00	0.80	0.00	NC	-
PE 0112	Eggs, raw, (incl dried)	RAC	0.011	25.84	0.28	29.53	0.32	28.05	0.31	33.19	0.37	36.44	0.40	8.89	0.10
Total intake (µg/person)=				423.7		450.9		178.9		359.0		449.6		180.8	
Bodyweight per region (kg bw) =				60		60		55		60		60		60	
ADI (µg/person)=				600		600		550		600		600		600	
%ADI=				70.6%		75.1%		32.5%		59.8%		74.9%		30.1%	
Rounded %ADI=				70%		80%		30%		60%		70%		30%	

Annex 3

DIFENOCONAZOLE (224)		International Estimated Daily Intake (IEDI)						ADI = 0–0.01 mg/kg bw					
Codex Code	Commodity description	Expr as	STMR mg/kg	Diets: g/person/day			Intake = daily intake: µg/person						
				G13 diet	G13 intake	G14 diet	G14 intake	G15 diet	G15 intake	G16 diet	G16 intake	G17 diet	G17 intake
FC 0001	Citrus fruit, raw (incl kumquat commodities)	RAC	0.16	20.93	3.35	2.35	0.38	30.71	4.91	0.15	0.02	4.45	0.71
JF 0001	Citrus fruit, juice	PP	0.002	0.11	0.00	0.29	0.00	13.55	0.03	0.14	0.00	0.33	0.00
FP 0009	Pome fruits, raw (incl. apple juice, incl cider)	RAC	0.86	68.89	59.25	11.06	9.51	80.62	69.33	189.82	163.25	19.56	16.82
FS 0013	Cherries, raw	RAC	0.04	0.10	0.00	0.10	0.00	5.96	0.24	0.10	0.00	NC	-
FS 0014	Plums, raw (incl dried plums, incl Chinese jujube)	RAC	0.04	0.10	0.00	0.10	0.00	16.65	0.67	0.10	0.00	NC	-
FS 2001	Peaches, nectarines, apricots, raw (incl dried apricots)	RAC	0.15	0.10	0.02	0.10	0.02	10.76	1.61	0.10	0.02	NC	-
FB 0020	Blueberries, raw	RAC	1	NC	-	NC	-	0.20	0.20	NC	-	NC	-
FB 0269	Grape, raw (incl must, excl dried, excl juice, excl wine)	RAC	0.52	0.14	0.07	0.36	0.19	15.33	7.97	0.10	0.05	0.28	0.15
DF 0269	Grape, dried (= currants, raisins and sultanas)	PP	1.1	0.10	0.11	0.13	0.14	1.06	1.17	0.10	0.11	0.10	0.11
JF 0269	Grape juice	PP	0.24	0.10	0.02	0.10	0.02	0.41	0.10	0.10	0.02	NC	-
-	Grape wine (incl vermouths)	PP	0.094	0.31	0.03	0.23	0.02	60.43	5.68	0.52	0.05	31.91	3.00
FB 0275	Strawberry, raw	RAC	0.42	0.10	0.04	0.10	0.04	3.35	1.41	0.10	0.04	0.10	0.04
FT 0305	Table olive, raw (incl preserved)	RAC	0.465	0.10	0.05	0.10	0.05	1.75	0.81	0.10	0.05	0.24	0.11
FI 0326	Avocado, raw	RAC	0.05	1.12	0.06	0.10	0.01	0.84	0.04	0.10	0.01	6.60	0.33
FI 0327	Banana, raw (incl plantains) (incl dried)	RAC	0.02	20.88	0.42	81.15	1.62	24.58	0.49	37.92	0.76	310.23	6.20
FI 0345	Mango, raw (incl canned mango, incl mango juice)	RAC	0.03	12.25	0.37	6.83	0.20	0.76	0.02	0.10	0.00	20.12	0.60
FI 0350	Papaya, raw	RAC	0.065	6.47	0.42	0.25	0.02	0.19	0.01	0.10	0.01	26.42	1.72
FI 2540	Pitaya, raw (i.e dragon fruit or pitahaya)	RAC	0.034	0.10	0.00	0.10	0.00	NC	-	0.10	0.00	0.10	0.00
FI 0351	Passion fruit, raw	RAC	0.01	0.12	0.0012	0.10	0.0010	0.10	0.0010	0.18	0.0018	3.81	0.0381
VA 0384	Leek, raw	RAC	0.08	0.10	0.01	1.44	0.12	1.22	0.10	0.10	0.01	NC	-
-	Onions, mature bulbs, dry	RAC	0.015	9.01	0.14	20.24	0.30	30.90	0.46	9.61	0.14	2.11	0.03
-	Onions, green, raw	RAC	2.8	1.43	4.00	0.10	0.28	0.20	0.56	NC	-	6.30	17.64
VB 0040	Brassica vegetables, raw: head cabbages, flowerhead brassicas, Brussels sprouts & kohlrabi	RAC	0.35	4.84	1.69	3.79	1.33	58.72	20.55	0.10	0.04	NC	-
VC 0046	Melons, raw (excl watermelons)	RAC	0.14	0.19	0.03	0.10	0.01	4.98	0.70	0.10	0.01	NC	-
VC 0424	Cucumber, raw	RAC	0.04	0.68	0.03	1.81	0.07	10.40	0.42	0.10	0.00	0.10	0.00
VC 0425	Gherkin, raw	RAC	0.04	0.15	0.01	0.39	0.02	3.15	0.13	0.10	0.00	0.10	0.00
VC 0431	Squash, summer, raw (= courgette, zucchini)	RAC	0.04	0.10	0.00	1.01	0.04	NC	-	1.91	0.08	NC	-
VC 0432	Watermelon, raw	RAC	0.01	4.29	0.04	0.30	0.00	28.70	0.29	0.10	0.00	NC	-
VO 0440	Egg plants, raw (= aubergines)	RAC	0.14	1.31	0.18	8.26	1.16	3.95	0.55	0.10	0.01	NC	-
VO 0442	Okra, raw	RAC	0.14	6.23	0.87	0.10	0.01	NC	-	NC	-	NC	-
VO 0443	Pepino (Melon pear, Tree melon)	RAC	0.14	NC	-	NC	-	NC	-	NC	-	NC	-
VO 0444	Peppers, chili, raw	RAC	0.24	3.47	0.83	3.56	0.85	16.30	3.91	0.10	0.02	NC	-
-	Peppers, chili, dried	PP	1.1	0.58	0.64	1.27	1.40	1.21	1.33	0.12	0.13	NC	-
VO 0445	Peppers, sweet, raw (incl dried)	RAC	0.14	5.49	0.77	10.57	1.48	8.84	1.24	0.91	0.13	NC	-
VO 0447	Sweet corn on the cob, raw (incl frozen, incl canned) (i.e. kernels plus cob without husks)	RAC	0.01	3.63	0.04	20.50	0.21	8.78	0.09	0.10	0.00	0.17	0.00
VO 0448	Tomato, raw	RAC	0.1	12.99	1.30	4.79	0.48	58.40	5.84	0.92	0.09	0.10	0.01
-	Tomato, canned (& peeled)	PP	0.01	0.10	0.00	0.10	0.00	2.42	0.02	0.10	0.00	NC	-
-	Tomato, paste (i.e. concentrated tomato sauce/puree)	PP	0.22	0.58	0.13	0.22	0.05	2.21	0.49	0.24	0.05	3.10	0.68
JF 0448	Tomato, juice (single strength, incl concentrated)	PP	0.031	0.10	0.00	0.10	0.00	0.42	0.01	0.10	0.00	0.10	0.00

Annex 3

502

DIFENOCONAZOLE (224)		International Estimated Daily Intake (IEDI)						ADI = 0–0.01 mg/kg bw					
Codex Code	Commodity description	Expr as	STMR mg/kg	Diets: g/person/day			Intake = daily intake: µg/person						
				G13 diet	G13 intake	G14 diet	G14 intake	G15 diet	G15 intake	G16 diet	G16 intake	G17 diet	G17 intake
VL 0482	Lettuce, head, raw	RAC	0.41	NC	-	NC	-	NC	-	NC	-	NC	-
VL 0483	Lettuce, leaf, raw	RAC	0.41	0.29	0.12	0.10	0.04	6.71	2.75	0.10	0.04	NC	-
VP 0060	Legume vegetables, raw	RAC	0.07	0.58	0.04	3.16	0.22	10.38	0.73	0.10	0.01	NC	-
VD 0071	Beans, dry, raw (Phaseolus spp)	RAC	0.011	7.11	0.08	2.33	0.03	3.76	0.04	44.70	0.49	3.27	0.04
VD 0072	Peas, dry, raw (Pisum spp, Vigna spp): garden peas & field peas & cow peas	RAC	0.028	14.30	0.40	3.51	0.10	3.52	0.10	7.89	0.22	0.74	0.02
VD 0523	Broad bean, dry, raw (incl horse-bean, broad bean, field bean) (Vicia faba)	RAC	0.011	3.70	0.04	0.10	0.00	0.17	0.00	0.10	0.00	NC	-
VD 0524	Chick-pea, dry, raw (Cicer arietinum)	RAC	0.028	1.09	0.03	1.56	0.04	0.33	0.01	0.18	0.01	0.47	0.01
VD 0531	Hyacinth bean (dry) (Lablab spp), raw	RAC	0.011	NC	-	NC	-	NC	-	NC	-	NC	-
VD 0533	Lentil, dry, raw (Ervum lens)	RAC	0.028	0.67	0.02	7.26	0.20	0.37	0.01	0.10	0.00	NC	-
VD 0537	Pigeon pea dry, raw (Cajanus cajan)	RAC	0.028	1.14	0.03	0.10	0.00	NC	-	5.53	0.15	NC	-
VD 0541	Soya bean, dry, raw (incl flour, incl paste, incl curd, incl sauce, excl oil)	RAC	0.01	2.89	0.03	0.21	0.00	0.48	0.00	3.16	0.03	0.26	0.00
OR 0541	Soya oil, refined	PP	0.08	2.32	0.19	2.54	0.20	18.70	1.50	2.51	0.20	6.29	0.50
-	Pulses, NES, dry, raw: lablab or hyacinth bean, jack or sword bean, winged bean, guar bean, velvet bean, yam bean (Dolichos spp., Canavalia spp., Psophocarpus tetragonolobus, Cyamopsis tetragonoloba, Stizolobium spp., Pachyrrhizus erosus)	RAC	0.028	2.54	0.07	1.77	0.05	0.10	0.00	0.10	0.00	3.99	0.11
-	Mung bean sprouts	RAC	0.01	NC	-	NC	-	NC	-	NC	-	NC	-
-	Soybean sprouts	RAC	0.01	NC	-	NC	-	NC	-	NC	-	NC	-
VR 0577	Carrots, raw	RAC	0.05	2.07	0.10	3.00	0.15	25.29	1.26	0.10	0.01	NC	-
VR 0578	Celeriac, raw	RAC	0.12	2.91	0.35	2.10	0.25	7.59	0.91	1.97	0.24	3.93	0.47
VR 0589	Potato, raw (incl flour, incl frozen, incl starch, incl tapioca)	RAC	1.2	23.96	28.75	13.56	16.27	213.41	256.09	104.35	125.22	8.56	10.27
VR 0596	Sugar beet, raw (incl sugar)	RAC	0.02	3.93	0.08	1.68	0.03	NC	-	NC	-	36.12	0.72
VS 0620	Artichoke globe	RAC	0.51	0.10	0.05	NC	-	0.10	0.05	0.10	0.05	NC	-
VS 0621	Asparagus	RAC	0.02	0.10	0.00	0.10	0.00	0.17	0.00	0.10	0.00	NC	-
VS 0624	Celery	RAC	0.14	3.66	0.51	2.65	0.37	4.84	0.68	2.47	0.35	4.94	0.69
CM 0649	Rice, husked, dry (incl flour, incl oil, incl beverages, incl starch, excl polished)	REP	1.1	13.58	14.94	4.29	4.72	2.17	2.39	0.10	0.11	8.84	9.72
CM 1205	Rice polished, dry	PP	0.0086	30.20	0.26	218.34	1.88	12.77	0.11	15.24	0.13	51.35	0.44
TN 0085	Tree nuts, raw (incl processed)	RAC	0.01	4.39	0.04	135.53	1.36	6.11	0.06	0.72	0.01	317.74	3.18
SO 0305	Olives for oil production, raw	RAC	0.465	NC	-	NC	-	0.10	0.05	NC	-	NC	-
-	Olive oil (virgin and residue oil)	PP	0.7	0.10	0.07	0.10	0.07	2.14	1.50	0.10	0.07	0.10	0.07
SO 0495	Rape seed, raw	RAC	0.03	NC	-	0.10	0.00	NC	-	NC	-	NC	-
OR 0495	Rape seed oil, edible	PP	0.002	0.10	0.00	0.10	0.00	4.62	0.01	0.10	0.00	NC	-
SO 0697	Peanuts, nutmeat, raw (incl roasted, incl oil, incl butter)	RAC	0	18.82	0.00	0.57	0.00	2.28	0.00	6.90	0.00	0.53	0.00
SO 0702	Sunflower seed, raw (incl oil)	RAC	0.01	0.94	0.01	0.22	0.00	32.01	0.32	12.12	0.12	0.48	0.00
SB 0716	Coffee beans raw (incl roasted, incl instant coffee, incl substitutes)	RAC	0.01	0.95	0.01	1.32	0.01	11.64	0.12	2.96	0.03	14.73	0.15

Annex 3

DIFENOCONAZOLE (224)		International Estimated Daily Intake (IEDI)										ADI = 0–0.01 mg/kg bw			
		Codex Code	Commodity description	Expr as	STMR mg/kg	Diets: g/person/day			Intake = daily intake: µg/person						
G13 diet	G13 intake					G14 diet	G14 intake	G15 diet	G15 intake	G16 diet	G16 intake	G17 diet	G17 intake		
MM 0095	MEAT FROM MAMMALS other than marine mammals, raw (incl prepared meat) -80% as muscle	RAC	0.047	23.34	1.10	40.71	1.91	97.15	4.57	18.06	0.85	57.71	2.71		
MM 0095	MEAT FROM MAMMALS other than marine mammals, raw (incl prepared meat) - 20% as fat	RAC	0.14	5.84	0.82	10.18	1.42	24.29	3.40	4.52	0.63	14.43	2.02		
MF 0100	Mammalian fats, raw, excl milk fats (incl rendered fats)	RAC	0.14	1.05	0.15	1.14	0.16	18.69	2.62	0.94	0.13	3.12	0.44		
MO 0105	Edible offal (mammalian), raw	RAC	0.71	4.64	3.29	1.97	1.40	10.01	7.11	3.27	2.32	3.98	2.83		
ML 0106	Milks, raw or skimmed (incl dairy products)	RAC	0.011	108.75	1.20	70.31	0.77	436.11	4.80	61.55	0.68	79.09	0.87		
PM 0110	Poultry meat, raw (incl prepared)	RAC	0.0002	3.92	0.00	12.03	0.00	57.07	0.01	5.03	0.00	55.56	0.01		
PF 0111	Poultry fat, raw (incl rendered)	RAC	0.0002	NC	-	NC	-	0.32	0.00	NC	-	NC	-		
PO 0111	Poultry edible offal, raw (incl prepared)	RAC	0.0002	0.10	0.00	0.70	0.00	0.97	0.00	0.10	0.00	NC	-		
PE 0112	Eggs, raw, (incl dried)	RAC	0.011	3.84	0.04	4.41	0.05	27.25	0.30	1.13	0.01	7.39	0.08		
Total intake (µg/person)=						127.7		51.8		422.9		297.2		83.6	
Bodyweight per region (kg bw) =						60		60		60		60		60	
ADI (µg/person)=						600		600		600		600		600	
%ADI=						21.3%		8.6%		70.5%		49.5%		13.9%	
Rounded %ADI=						20%		9%		70%		50%		10%	

Annex 3

FENZAQUIN (297)				International Estimated Daily Intake (IEDI)						ADI = 0–0.05 mg/kg bw					
Codex Code	Commodity description	Expr as	STMR mg/kg	Diets as g/person/day			Intake as µg/person/day								
				G01 diet	G01 intake	G02 diet	G02 intake	G03 diet	G03 intake	G04 diet	G04 intake	G05 diet	G05 intake	G06 diet	G06 intake
FS 0013	Cherries, raw	RAC	0.56	0.92	0.52	9.15	5.12	0.10	0.06	0.61	0.34	0.10	0.06	6.64	3.72
DH 1100	Hops, dry	RAC	9	0.10	0.90	0.10	0.90	0.10	0.90	0.10	0.90	NC	-	0.10	0.90
Total intake (µg/person)=				1.4			6.0			1.0			1.2		
Bodyweight per region (kg bw) =				60			60			60			60		
ADI (µg/person)=				3000			3000			3000			3000		
%ADI=				0.0%			0.2%			0.0%			0.0%		
Rounded %ADI=				0%			0%			0%			0%		

FENZAQUIN (297)				International Estimated Daily Intake (IEDI)						ADI = 0–0.05 mg/kg bw					
Codex Code	Commodity description	Expr as	STMR mg/kg	Diets as g/person/day			Intake as µg/person/day								
				G07 diet	G07 intake	G08 diet	G08 intake	G09 diet	G09 intake	G10 diet	G10 intake	G11 diet	G11 intake	G12 diet	G12 intake
FS 0013	Cherries, raw	RAC	0.56	1.40	0.78	4.21	2.36	0.10	0.06	2.93	1.64	1.50	0.84	NC	-
DH 1100	Hops, dry	RAC	9	NC	-	NC	-	0.10	0.90	0.10	0.90	NC	-	NC	-
Total intake (µg/person)=				0.8			2.4			1.0			2.5		
Bodyweight per region (kg bw) =				60			60			55			60		
ADI (µg/person)=				3000			3000			2750			3000		
%ADI=				0.0%			0.1%			0.0%			0.1%		
Rounded %ADI=				0%			0%			0%			0%		

FENZAQUIN (297)				International Estimated Daily Intake (IEDI)						ADI = 0–0.05 mg/kg bw					
Codex Code	Commodity description	Expr as	STMR mg/kg	Diets: g/person/day			Intake = daily intake: µg/person								
				G13 diet	G13 intake	G14 diet	G14 intake	G15 diet	G15 intake	G16 diet	G16 intake	G17 diet	G17 intake		
FS 0013	Cherries, raw	RAC	0.56	0.10	0.06	0.10	0.06	5.96	3.34	0.10	0.06	NC	-		
DH 1100	Hops, dry	RAC	9	NC	-	NC	-	0.10	0.90	NC	-	NC	-		
Total intake (µg/person)=				0.1			0.1			4.2			0.1		
Bodyweight per region (kg bw) =				60			60			60			60		
ADI (µg/person)=				3000			3000			3000			3000		
%ADI=				0.0%			0.0%			0.1%			0.0%		
Rounded %ADI=				0%			0%			0%			0%		

Annex 3

FENPROPIMORPH (188)				International Estimated Daily Intake (IEDI)						ADI = 0–0.004 mg/kg bw					
Codex Code	Commodity description	Expr as	STMR mg/kg	Diets as g/person/day						Intake as µg/person/day					
				G01 diet	G01 intake	G02 diet	G02 intake	G03 diet	G03 intake	G04 diet	G04 intake	G05 diet	G05 intake	G06 diet	G06 intake
FI 0327	Banana, raw (incl plantains) (incl dried)	RAC	0.08	5.06	0.40	6.91	0.55	37.17	2.97	31.16	2.49	40.21	3.22	18.96	1.52
VR 0596	Sugar beet, raw	RAC	0.013	NC	-	NC	-	NC	-	NC	-	0.10	0.00	NC	-
-	Sugar beet, sugar	PP	0.00065	0.10	0.00	NC	-	0.10	0.00	0.10	0.00	0.10	0.00	12.63	0.01
GC 0640	Barley, raw (incl malt extract, incl malt, excl pot&pearled, excl flour & grits,excl beer)	RAC	0.085	2.62	0.22	1.50	0.13	0.37	0.03	0.60	0.05	0.38	0.03	0.53	0.05
-	Barley, pot&pearled	PP	0.0306	7.12	0.22	7.34	0.22	0.10	0.00	0.10	0.00	0.67	0.02	0.20	0.01
-	Barley, flour (white flour and wholemeal flour)	PP	0.085	2.93	0.25	0.30	0.03	0.10	0.01	0.10	0.01	0.48	0.04	0.10	0.01
-	Barley beer	PP	0.000136	4.87	0.00	93.78	0.01	24.28	0.00	12.76	0.00	39.28	0.01	18.15	0.00
GC 0647	Oats, raw	RAC	0.085	0.10	0.01	NC	-	0.10	0.01	0.45	0.04	0.10	0.01	0.10	0.01
GC 0647	Oats, rolled (i.e. oatmeal dry)	PP	0.0272	0.10	0.00	3.88	0.11	0.10	0.00	0.69	0.02	0.53	0.01	0.10	0.00
GC 0650	Rye, raw (incl flour)	RAC	0.017	0.13	0.00	19.38	0.33	0.10	0.00	0.12	0.00	0.10	0.00	2.15	0.04
GC 0653	Triticale, raw (incl flour)	RAC	0.017	NC	-	NC	-	NC	-	0.10	0.00	0.39	0.01	NC	-
GC 0654	Wheat, raw (incl bulgur, incl fermented beverages, excl germ, excl wholemeal bread, excl white flour products, excl white bread)	RAC	0.017	0.10	0.00	1.12	0.02	0.10	0.00	0.10	0.00	0.61	0.01	0.10	0.00
CF 1210	Wheat, germ	PP	0.0561	NC	-	NC	-	0.10	0.01	0.10	0.01	0.14	0.01	0.10	0.01
CF 0654	Wheat, bran	PP	0.0493	NC	-	NC	-	NC	-	NC	-	NC	-	NC	-
CF 1212	Wheat, wholemeal flour	PP	0.0238	NC	-	NC	-	NC	-	NC	-	NC	-	NC	-
CP 1212	Wheat, wholemeal bread	PP	0.0238	0.10	0.00	0.10	0.00	0.10	0.00	0.10	0.00	0.10	0.00	0.10	0.00
CP 1211	Wheat, white bread	PP	0.00595	0.25	0.00	0.63	0.00	0.12	0.00	0.43	0.00	1.39	0.01	0.22	0.00
CF 1211	Wheat, white flour (incl white flour products: starch, gluten, macaroni, pastry)	PP	0.00595	301.49	1.79	269.27	1.60	30.33	0.18	222.94	1.33	136.12	0.81	343.34	2.04
MM 0095	MEAT FROM MAMMALS other than marine mammals, raw (incl prepared meat) -80% as muscle	RAC	0.0077	24.96	0.19	57.95	0.45	16.70	0.13	38.38	0.30	26.46	0.20	29.00	0.22
MM 0095	MEAT FROM MAMMALS other than marine mammals, raw (incl prepared meat) - 20% as fat	RAC	0.012	6.24	0.07	14.49	0.17	4.18	0.05	9.60	0.12	6.62	0.08	7.25	0.09
MF 0100	Mammalian fats, raw, excl milk fats (incl rendered fats)	RAC	0.012	3.29	0.04	6.14	0.07	0.82	0.01	1.57	0.02	2.23	0.03	1.07	0.01
MO 0105	Edible offal (mammalian), raw	RAC	0.142	4.79	0.68	9.68	1.37	2.97	0.42	5.49	0.78	3.84	0.55	5.03	0.71
ML 0106	Milks, raw or skimmed (incl dairy products)	RAC	0.0027	289.65	0.78	485.88	1.31	26.92	0.07	239.03	0.65	199.91	0.54	180.53	0.49
PM 0110	Poultry meat, raw (incl prepared) - 90% as muscle	RAC	0	13.17	0.00	26.78	0.00	7.24	0.00	116.71	0.00	22.54	0.00	32.09	0.00
PM 0110	Poultry meat, raw (incl prepared) - 10% as fat	RAC	0	1.46	0.00	2.98	0.00	0.80	0.00	12.97	0.00	2.50	0.00	3.57	0.00
PF 0111	Poultry fat, raw (incl rendered)	RAC	0	0.10	0.00	0.10	0.00	NC	-	0.10	0.00	0.10	0.00	0.10	0.00
PO 0111	Poultry edible offal, raw (incl prepared)	RAC	0	0.12	0.00	0.12	0.00	0.11	0.00	5.37	0.00	0.24	0.00	0.10	0.00
PE 0112	Eggs, raw, (incl dried)	RAC	0	7.84	0.00	23.08	0.00	2.88	0.00	14.89	0.00	9.81	0.00	14.83	0.00
Total intake (µg/person)=				4.7		6.4		3.9		5.8		5.6		5.2	
Bodyweight per region (kg bw) =				60		60		60		60		60		60	
ADI (µg/person)=				240		240		240		240		240		240	
%ADI=				1.9%		2.7%		1.6%		2.4%		2.3%		2.2%	
Rounded %ADI=				2%		3%		2%		2%		2%		2%	

Annex 3

506

FENPROPIMORPH (188)			International Estimated Daily Intake (IEDI)						ADI = 0-0.004 mg/kg bw						
Codex Code	Commodity description	Expr as	STMR mg/kg	Diets as g/person/day				Intake as µg/person/day							
				G07 diet	G07 intake	G08 diet	G08 intake	G09 diet	G09 intake	G10 diet	G10 intake	G11 diet	G11 intake	G12 diet	G12 intake
FI 0327	Banana, raw (incl plantains) (incl dried)	RAC	0.08	25.14	2.01	23.37	1.87	23.06	1.84	23.40	1.87	18.44	1.48	39.29	3.14
VR 0596	Sugar beet, raw	RAC	0.013	0.10	0.00	NC	-	0.10	0.00	0.10	0.00	NC	-	NC	-
-	Sugar beet, sugar	PP	0.00065	0.10	0.00	NC	-	0.10	0.00	NC	-	NC	-	NC	-
GC 0640	Barley, raw (incl malt extract, incl malt, excl pot&pearled, excl flour & grits, excl beer)	RAC	0.085	0.93	0.08	0.15	0.01	0.14	0.01	1.56	0.13	0.33	0.03	3.42	0.29
-	Barley, pot&pearled	PP	0.0306	0.57	0.02	2.56	0.08	0.33	0.01	0.56	0.02	0.36	0.01	NC	-
-	Barley, flour (white flour and wholemeal flour)	PP	0.085	0.10	0.01	0.10	0.01	0.10	0.01	0.10	0.01	0.68	0.06	0.10	0.01
-	Barley beer	PP	0.000136	180.21	0.02	259.46	0.04	45.91	0.01	172.36	0.02	234.42	0.03	65.30	0.01
GC 0647	Oats, raw	RAC	0.085	NC	-	NC	-	0.10	0.01	0.10	0.01	NC	-	0.23	0.02
GC 0647	Oats, rolled (i.e. oatmeal dry)	PP	0.0272	4.12	0.11	3.44	0.09	0.10	0.00	2.67	0.07	1.74	0.05	1.51	0.04
GC 0650	Rye, raw (incl flour)	RAC	0.017	3.21	0.05	35.38	0.60	0.21	0.00	6.50	0.11	1.49	0.03	NC	-
GC 0653	Triticale, raw (incl flour)	RAC	0.017	0.10	0.00	0.17	0.00	0.29	0.00	0.10	0.00	NC	-	NC	-
GC 0654	Wheat, raw (incl bulgur, incl fermented beverages, excl germ, excl wholemeal bread, excl white flour products, excl white bread)	RAC	0.017	0.37	0.01	0.10	0.00	0.10	0.00	0.10	0.00	NC	-	0.10	0.00
CF 1210	Wheat, germ	PP	0.0561	0.97	0.05	0.10	0.01	0.10	0.01	0.10	0.01	NC	-	0.10	0.01
CF 0654	Wheat, bran	PP	0.0493	NC	-	NC	-	NC	-	NC	-	NC	-	NC	-
CF 1212	Wheat, wholemeal flour	PP	0.0238	NC	-	NC	-	NC	-	NC	-	NC	-	NC	-
CP 1212	Wheat, wholemeal bread	PP	0.0238	0.10	0.00	0.10	0.00	0.10	0.00	0.10	0.00	0.10	0.00	0.10	0.00
CP 1211	Wheat, white bread	PP	0.00595	1.30	0.01	0.46	0.00	0.10	0.00	0.22	0.00	2.44	0.01	0.77	0.00
CF 1211	Wheat, white flour (incl white flour products: starch, gluten, macaroni, pastry)	PP	0.00595	199.38	1.19	193.50	1.15	106.30	0.63	185.31	1.10	171.11	1.02	132.37	0.79
MM 0095	MEAT FROM MAMMALS other than marine mammals, raw (incl prepared meat) -80% as muscle	RAC	0.0077	112.02	0.86	120.71	0.93	63.46	0.49	88.99	0.69	96.24	0.74	41.02	0.32
MM 0095	MEAT FROM MAMMALS other than marine mammals, raw (incl prepared meat) - 20% as fat	RAC	0.012	28.01	0.34	30.18	0.36	15.86	0.19	22.25	0.27	24.06	0.29	10.25	0.12
MF 0100	Mammalian fats, raw, excl milk fats (incl rendered fats)	RAC	0.012	6.44	0.08	15.51	0.19	3.79	0.05	8.29	0.10	18.44	0.22	8.00	0.10
MO 0105	Edible offal (mammalian), raw	RAC	0.142	15.17	2.15	5.19	0.74	6.30	0.89	6.78	0.96	3.32	0.47	3.17	0.45
ML 0106	Milks, raw or skimmed (incl dairy products)	RAC	0.0027	388.92	1.05	335.88	0.91	49.15	0.13	331.25	0.89	468.56	1.27	245.45	0.66
PM 0110	Poultry meat, raw (incl prepared) - 90% as muscle	RAC	0	66.38	0.00	48.47	0.00	21.58	0.00	78.41	0.00	48.04	0.00	76.01	0.00
PM 0110	Poultry meat, raw (incl prepared) - 10% as fat	RAC	0	7.38	0.00	5.39	0.00	2.40	0.00	8.71	0.00	5.34	0.00	8.45	0.00
PF 0111	Poultry fat, raw (incl rendered)	RAC	0	0.10	0.00	0.10	0.00	NC	-	0.10	0.00	0.71	0.00	NC	-
PO 0111	Poultry edible offal, raw (incl prepared)	RAC	0	0.33	0.00	0.72	0.00	0.27	0.00	0.35	0.00	0.80	0.00	NC	-
PE 0112	Eggs, raw, (incl dried)	RAC	0	25.84	0.00	29.53	0.00	28.05	0.00	33.19	0.00	36.44	0.00	8.89	0.00
Total intake (µg/person)=				8.0				7.0				4.3			
Bodyweight per region (kg bw) =				60				60				55			
ADI (µg/person)=				240				240				220			
%ADI=				3.4%				2.9%				2.0%			
Rounded %ADI=				3%				3%				2%			

Annex 3

FENPROPIMORPH (188)				International Estimated Daily Intake (IEDI)								ADI = 0–0.004 mg/kg bw	
Codex Code	Commodity description	Expr as	STMR mg/kg	Diets: g/person/day				Intake = daily intake: µg/person					
				G13 diet	G13 intake	G14 diet	G14 intake	G15 diet	G15 intake	G16 diet	G16 intake	G17 diet	G17 intake
FI 0327	Banana, raw (incl plantains) (incl dried)	RAC	0.08	20.88	1.67	81.15	6.49	24.58	1.97	37.92	3.03	310.23	24.82
VR 0596	Sugar beet, raw	RAC	0.013	0.10	0.00	NC	-	NC	-	NC	-	NC	-
-	Sugar beet, sugar	PP	0.00065	0.56	0.00	0.24	0.00	NC	-	NC	-	5.13	0.00
GC 0640	Barley, raw (incl malt extract, incl malt, excl pot&pearled, excl flour & grits,excl beer)	RAC	0.085	0.10	0.01	0.15	0.01	1.13	0.10	0.10	0.01	6.34	0.54
-	Barley, pot&pearled	PP	0.0306	5.46	0.17	0.10	0.00	1.44	0.04	0.10	0.00	NC	-
-	Barley, flour (white flour and wholemeal flour)	PP	0.085	0.10	0.01	NC	-	0.32	0.03	0.10	0.01	NC	-
-	Barley beer	PP	0.000136	16.25	0.00	11.36	0.00	225.21	0.03	19.49	0.00	52.17	0.01
GC 0647	Oats, raw	RAC	0.085	0.10	0.01	0.10	0.01	NC	-	0.10	0.01	NC	-
GC 0647	Oats, rolled (i.e. oatmeal dry)	PP	0.0272	0.20	0.01	0.10	0.00	1.54	0.04	0.10	0.00	NC	-
GC 0650	Rye, raw (incl flour)	RAC	0.017	0.10	0.00	0.10	0.00	13.95	0.24	0.10	0.00	0.88	0.01
GC 0653	Triticale, raw (incl flour)	RAC	0.017	0.10	0.00	NC	-	NC	-	NC	-	NC	-
GC 0654	Wheat, raw (incl bulgur, incl fermented beverages, excl germ, excl wholemeal bread, excl white flour products, excl white bread)	RAC	0.017	0.10	0.00	0.10	0.00	0.10	0.00	0.10	0.00	0.97	0.02
CF 1210	Wheat, germ	PP	0.0561	0.10	0.01	0.10	0.01	0.10	0.01	0.10	0.01	NC	-
CF 0654	Wheat, bran	PP	0.0493	NC	-	NC	-	NC	-	NC	-	NC	-
CF 1212	Wheat, wholemeal flour	PP	0.0238	NC	-	NC	-	NC	-	NC	-	NC	-
CP 1212	Wheat, wholemeal bread	PP	0.0238	0.10	0.00	0.10	0.00	0.10	0.00	0.10	0.00	0.10	0.00
CP 1211	Wheat, white bread	PP	0.00595	0.43	0.00	0.41	0.00	1.56	0.01	0.11	0.00	0.10	0.00
CF 1211	Wheat, white flour (incl white flour products: starch, gluten, macaroni, pastry)	PP	0.00595	45.21	0.27	87.37	0.52	215.61	1.28	20.42	0.12	103.67	0.62
MM 0095	MEAT FROM MAMMALS other than marine mammals, raw (incl prepared meat) -80% as muscle	RAC	0.0077	23.34	0.18	40.71	0.31	97.15	0.75	18.06	0.14	57.71	0.44
MM 0095	MEAT FROM MAMMALS other than marine mammals, raw (incl prepared meat) - 20% as fat	RAC	0.012	5.84	0.07	10.18	0.12	24.29	0.29	4.52	0.05	14.43	0.17
MF 0100	Mammalian fats, raw, excl milk fats (incl rendered fats)	RAC	0.012	1.05	0.01	1.14	0.01	18.69	0.22	0.94	0.01	3.12	0.04
MO 0105	Edible offal (mammalian), raw	RAC	0.142	4.64	0.66	1.97	0.28	10.01	1.42	3.27	0.46	3.98	0.57
ML 0106	Milks, raw or skimmed (incl dairy products)	RAC	0.0027	108.75	0.29	70.31	0.19	436.11	1.18	61.55	0.17	79.09	0.21
PM 0110	Poultry meat, raw (incl prepared) - 90% as muscle	RAC	0	3.53	0.00	10.83	0.00	51.36	0.00	4.53	0.00	50.00	0.00
PM 0110	Poultry meat, raw (incl prepared) - 10% as fat	RAC	0	0.39	0.00	1.20	0.00	5.71	0.00	0.50	0.00	5.56	0.00
PF 0111	Poultry fat, raw (incl rendered)	RAC	0	NC	-	NC	-	0.32	0.00	NC	-	NC	-
PO 0111	Poultry edible offal, raw (incl prepared)	RAC	0	0.10	0.00	0.70	0.00	0.97	0.00	0.10	0.00	NC	-
PE 0112	Eggs, raw, (incl dried)	RAC	0	3.84	0.00	4.41	0.00	27.25	0.00	1.13	0.00	7.39	0.00
Total intake (µg/person)=								3.4	8.0	7.6	4.0	27.5	
Bodyweight per region (kg bw) =								60	60	60	60	60	
ADI (µg/person)=								240	240	240	240	240	
%ADI=								1.4%	3.3%	3.2%	1.7%	11.4%	
Rounded %ADI=								1%	3%	3%	2%	10%	

Annex 3

508

FENPYRAZAMINE (298)

International Estimated Daily Intake (IEDI)

ADI = 0–0.3 mg/kg bw

Codex Code	Commodity description	Expr as	STMR mg/kg	Diets as g/person/day				Intake as µg/person/day							
				G01 diet	G01 intake	G02 diet	G02 intake	G03 diet	G03 intake	G04 diet	G04 intake	G05 diet	G05 intake	G06 diet	G06 intake
FS 0013	Cherries, raw	RAC	0.74	0.92	0.68	9.15	6.77	0.10	0.07	0.61	0.45	0.10	0.07	6.64	4.91
FS 0014	Plums, raw (incl dried plums, incl Chinese jujube)	RAC	0.455	2.67	1.21	8.77	3.99	0.10	0.05	3.03	1.38	0.70	0.32	4.34	1.97
FS 2001	Peaches, nectarines, apricots, raw (incl dried apricots)	RAC	1.1	8.01	8.81	5.87	6.46	0.18	0.20	8.19	9.01	1.64	1.80	22.46	24.71
FB 2005	Caneberries, raw	RAC	2.05	0.42	0.86	1.05	2.15	0.10	0.21	0.10	0.21	0.10	0.21	1.24	2.54
FB 2006	Bush berries, raw (including processed) (i.e. blueberries, currants, gooseberries, rose hips)	RAC	0.985	0.53	0.52	1.31	1.29	0.40	0.39	1.66	1.64	0.10	0.10	0.99	0.98
FB 0269	Grape, raw (incl must, excl dried, excl juice, excl wine)	RAC	1.25	13.02	16.28	9.25	11.56	0.10	0.13	16.91	21.14	3.70	4.63	54.44	68.05
DF 0269	Grape, dried (= currants, raisins and sultanas)	PP	3.38	0.51	1.72	0.51	1.72	0.10	0.34	1.27	4.29	0.12	0.41	2.07	7.00
JF 0269	Grape juice	PP	0.5	0.14	0.07	0.29	0.15	0.10	0.05	0.30	0.15	0.24	0.12	0.10	0.05
-	Grape wine (incl vermouths)	PP	1.88	0.67	1.26	12.53	23.56	2.01	3.78	1.21	2.27	3.53	6.64	4.01	7.54
FB 0275	Strawberry, raw	RAC	0.94	0.70	0.66	2.01	1.89	0.10	0.09	1.36	1.28	0.37	0.35	2.53	2.38
VC 0424	Cucumber, raw	RAC	0.23	8.01	1.84	30.66	7.05	1.45	0.33	19.84	4.56	0.27	0.06	34.92	8.03
VO 0440	Egg plants, raw (= aubergines)	RAC	0.81	5.58	4.52	4.31	3.49	0.89	0.72	9.31	7.54	13.64	11.05	20.12	16.30
VO 0443	Pepino (Melon pear, Tree melon)	RAC	0.81	NC	-	NC	-	NC	-	NC	-	NC	-	NC	-
VO 0445	Peppers, sweet, raw (incl dried)	RAC	0.9	4.49	4.04	6.44	5.80	7.21	6.49	5.68	5.11	9.52	8.57	8.92	8.03
VO 0448	Tomato, raw (incl juice, incl paste, incl canned)	RAC	0.81	51.75	41.92	81.80	66.26	16.99	13.76	102.02	82.64	26.32	21.32	214.77	173.96
VL 0482	Lettuce, head, raw	RAC	0.195	NC	-	NC	-	NC	-	NC	-	NC	-	NC	-
VL 0483	Lettuce, leaf, raw	RAC	0.195	0.53	0.10	0.36	0.07	0.16	0.03	6.21	1.21	1.90	0.37	6.05	1.18
TN 0660	Almonds, nutmeat	RAC	0.02	1.38	0.03	0.10	0.00	0.10	0.00	1.00	0.02	0.10	0.00	0.81	0.02
MM 0095	MEAT FROM MAMMALS other than marine mammals, raw (incl prepared meat)	RAC	0	31.20	0.00	72.44	0.00	20.88	0.00	47.98	0.00	33.08	0.00	36.25	0.00
MF 0100	Mammalian fats, raw, excl milk fats (incl rendered fats)	RAC	0	3.29	0.00	6.14	0.00	0.82	0.00	1.57	0.00	2.23	0.00	1.07	0.00
MO 0105	Edible offal (mammalian), raw	RAC	0.038	4.79	0.18	9.68	0.37	2.97	0.11	5.49	0.21	3.84	0.15	5.03	0.19
ML 0106	Milks, raw or skimmed (incl dairy products)	RAC	0	289.65	0.00	485.88	0.00	26.92	0.00	239.03	0.00	199.91	0.00	180.53	0.00
	Total intake (µg/person)=				84.7		142.6		26.8		143.1		56.2		327.8
	Bodyweight per region (kg bw) =				60		60		60		60		60		60
	ADI (µg/person)=				18000		18000		18000		18000		18000		18000
	%ADI=				0.5%		0.8%		0.1%		0.8%		0.3%		1.8%
	Rounded %ADI=				0%		1%		0%		1%		0%		2%

Annex 3

FENPYRAZAMINE (298)

International Estimated Daily Intake (IEDI)

ADI = 0–0.3 mg/kg bw

Codex Code	Commodity description	Expr as	STMR mg/kg	Diets as g/person/day				Intake as µg/person/day							
				G07 diet	G07 intake	G08 diet	G08 intake	G09 diet	G09 intake	G10 diet	G10 intake	G11 diet	G11 intake	G12 diet	G12 intake
FS 0013	Cherries, raw	RAC	0.74	1.40	1.04	4.21	3.12	0.10	0.07	2.93	2.17	1.50	1.11	NC	-
FS 0014	Plums, raw (incl dried plums, incl Chinese jujube)	RAC	0.455	5.55	2.53	4.37	1.99	6.08	2.77	3.66	1.67	3.93	1.79	0.46	0.21
FS 2001	Peaches, nectarines, apricots, raw (incl dried apricots)	RAC	1.1	13.03	14.33	16.29	17.92	8.29	9.12	12.95	14.25	5.35	5.89	0.10	0.11
FB 2005	Caneberries, raw	RAC	2.05	0.56	1.15	1.43	2.93	0.14	0.29	1.23	2.52	1.14	2.34	0.10	0.21
FB 2006	Bush berries, raw (including processed) (i.e. blueberries, currants, gooseberries, rose hips)	RAC	0.985	1.31	1.29	5.50	5.42	0.10	0.10	2.57	2.53	0.82	0.81	2.15	2.12
FB 0269	Grape, raw (incl must, excl dried, excl juice, excl wine)	RAC	1.25	6.48	8.10	11.31	14.14	5.21	6.51	9.50	11.88	4.66	5.83	0.78	0.98
DF 0269	Grape, dried (= currants, raisins and sultanas)	PP	3.38	3.09	10.44	1.51	5.10	0.10	0.34	1.38	4.66	4.26	14.40	0.42	1.42
JF 0269	Grape juice	PP	0.5	0.56	0.28	1.96	0.98	0.10	0.05	2.24	1.12	2.27	1.14	0.34	0.17
-	Grape wine (incl vermouths)	PP	1.88	88.93	167.19	62.41	117.33	1.84	3.46	25.07	47.13	61.17	115.00	5.84	10.98
FB 0275	Strawberry, raw	RAC	0.94	4.49	4.22	5.66	5.32	0.10	0.09	6.63	6.23	5.75	5.41	0.10	0.09
VC 0424	Cucumber, raw	RAC	0.23	6.72	1.55	11.03	2.54	32.10	7.38	15.10	3.47	4.05	0.93	9.57	2.20
VO 0440	Egg plants, raw (= aubergines)	RAC	0.81	1.01	0.82	1.69	1.37	21.37	17.31	3.00	2.43	1.40	1.13	NC	-
VO 0443	Pepino (Melon pear, Tree melon)	RAC	0.81	NC	-	NC	-	NC	-	NC	-	NC	-	NC	-
VO 0445	Peppers, sweet, raw (incl dried)	RAC	0.9	0.82	0.74	1.53	1.38	10.85	9.77	4.59	4.13	1.84	1.66	2.00	1.80
VO 0448	Tomato, raw (incl juice, incl paste, incl canned)	RAC	0.81	64.74	52.44	68.31	55.33	36.05	29.20	82.09	66.49	54.50	44.15	11.69	9.47
VL 0482	Lettuce, head, raw	RAC	0.195	NC	-	NC	-	NC	-	NC	-	NC	-	NC	-
VL 0483	Lettuce, leaf, raw	RAC	0.195	14.50	2.83	11.76	2.29	13.14	2.56	19.50	3.80	4.81	0.94	2.23	0.43
TN 0660	Almonds, nutmeat	RAC	0.02	0.81	0.02	2.21	0.04	0.10	0.00	1.02	0.02	1.47	0.03	NC	-
MM 0095	MEAT FROM MAMMALS other than marine mammals, raw (incl prepared meat)	RAC	0	140.03	0.00	150.89	0.00	79.32	0.00	111.24	0.00	120.30	0.00	51.27	0.00
MF 0100	Mammalian fats, raw, excl milk fats (incl rendered fats)	RAC	0	6.44	0.00	15.51	0.00	3.79	0.00	8.29	0.00	18.44	0.00	8.00	0.00
MO 0105	Edible offal (mammalian), raw	RAC	0.038	15.17	0.58	5.19	0.20	6.30	0.24	6.78	0.26	3.32	0.13	3.17	0.12
ML 0106	Milks, raw or skimmed (incl dairy products)	RAC	0	388.92	0.00	335.88	0.00	49.15	0.00	331.25	0.00	468.56	0.00	245.45	0.00
Total intake (µg/person)=				269.5		237.4		89.3		174.8		202.7		30.3	
Bodyweight per region (kg bw) =				60		60		55		60		60		60	
ADI (µg/person)=				18000		18000		16500		18000		18000		18000	
%ADI=				1.5%		1.3%		0.5%		1.0%		1.1%		0.2%	
Rounded %ADI=				1%		1%		1%		1%		1%		0%	

Annex 3

510

FENPYRAZAMINE (298)			International Estimated Daily Intake (IEDI)						ADI = 0–0.3 mg/kg bw					
Codex Code	Commodity description	Expr as	STMR mg/kg	Diets: g/person/day		Intake = daily intake: µg/person								
				G13 diet	G13 intake	G14 diet	G14 intake	G15 diet	G15 intake	G16 diet	G16 intake	G17 diet	G17 intake	
FS 0013	Cherries, raw	RAC	0.74	0.10	0.07	0.10	0.07	5.96	4.41	0.10	0.07	NC	-	
FS 0014	Plums, raw (incl dried plums, incl Chinese jujube)	RAC	0.455	0.10	0.05	0.10	0.05	16.65	7.58	0.10	0.05	NC	-	
FS 2001	Peaches, nectarines, apricots, raw (incl dried apricots)	RAC	1.1	0.10	0.11	0.10	0.11	10.76	11.84	0.10	0.11	NC	-	
FB 2005	Caneberries, raw	RAC	2.05	0.10	0.21	7.30	14.97	2.29	4.69	0.10	0.21	NC	-	
FB 2006	Bush berries, raw (including processed) (i.e. blueberries, currants, gooseberries, rose hips)	RAC	0.985	0.82	0.81	4.05	3.99	5.94	5.85	0.43	0.42	2.66	2.62	
FB 0269	Grape, raw (incl must, excl dried, excl juice, excl wine)	RAC	1.25	0.14	0.18	0.36	0.45	15.33	19.16	0.10	0.13	0.28	0.35	
DF 0269	Grape, dried (= currants, raisins and sultanas)	PP	3.38	0.10	0.34	0.13	0.44	1.06	3.58	0.10	0.34	0.10	0.34	
JF 0269	Grape juice	PP	0.5	0.10	0.05	0.10	0.05	0.41	0.21	0.10	0.05	NC	-	
-	Grape wine (incl vermouths)	PP	1.88	0.31	0.58	0.23	0.43	60.43	113.61	0.52	0.98	31.91	59.99	
FB 0275	Strawberry, raw	RAC	0.94	0.10	0.09	0.10	0.09	3.35	3.15	0.10	0.09	0.10	0.09	
VC 0424	Cucumber, raw	RAC	0.23	0.68	0.16	1.81	0.42	10.40	2.39	0.10	0.02	0.10	0.02	
VO 0440	Egg plants, raw (= aubergines)	RAC	0.81	1.31	1.06	8.26	6.69	3.95	3.20	0.10	0.08	NC	-	
VO 0443	Pepino (Melon pear, Tree melon)	RAC	0.81	NC	-	NC	-	NC	-	NC	-	NC	-	
VO 0445	Peppers, sweet, raw (incl dried)	RAC	0.9	5.49	4.94	10.57	9.51	8.84	7.96	0.91	0.82	NC	-	
VO 0448	Tomato, raw (incl juice, incl paste, incl canned)	RAC	0.81	15.50	12.56	5.78	4.68	71.52	57.93	2.00	1.62	12.50	10.13	
VL 0482	Lettuce, head, raw	RAC	0.195	NC	-	NC	-	NC	-	NC	-	NC	-	
VL 0483	Lettuce, leaf, raw	RAC	0.195	0.29	0.06	0.10	0.02	6.71	1.31	0.10	0.02	NC	-	
TN 0660	Almonds, nutmeat	RAC	0.02	0.10	0.00	0.10	0.00	0.61	0.01	0.10	0.00	NC	-	
MM 0095	MEAT FROM MAMMALS other than marine mammals, raw (incl prepared meat)	RAC	0	29.18	0.00	50.89	0.00	121.44	0.00	22.58	0.00	72.14	0.00	
MF 0100	Mammalian fats, raw, excl milk fats (incl rendered fats)	RAC	0	1.05	0.00	1.14	0.00	18.69	0.00	0.94	0.00	3.12	0.00	
MO 0105	Edible offal (mammalian), raw	RAC	0.038	4.64	0.18	1.97	0.07	10.01	0.38	3.27	0.12	3.98	0.15	
ML 0106	Milks, raw or skimmed (incl dairy products)	RAC	0	108.75	0.00	70.31	0.00	436.11	0.00	61.55	0.00	79.09	0.00	
-	-	-	-	-	-	-	-	-	-	-	-	-	-	
Total intake (µg/person)=				21.4		42.0		247.3		5.1		73.7		
Bodyweight per region (kg bw) =				60		60		60		60		60		
ADI (µg/person)=				18000		18000		18000		18000		18000		
%ADI=				0.1%		0.2%		1.4%		0.0%		0.4%		
Rounded %ADI=				0%		0%		1%		0%		0%		

Annex 3

FENPYROXIMATE (192)

International Estimated Daily Intake (IEDI)

ADI = 0–0.01 mg/kg bw

Codex Code	Commodity description	Expr as	STMR mg/kg	Diets as g/person/day						Intake as µg/person/day					
				G01 diet	G01 intake	G02 diet	G02 intake	G03 diet	G03 intake	G04 diet	G04 intake	G05 diet	G05 intake	G06 diet	G06 intake
FC 0001	Citrus fruit, raw (incl citrus fruit juice, incl kumquat commodities)	RAC	0.02	34.91	0.70	16.51	0.33	17.23	0.34	104.48	2.09	35.57	0.71	98.49	1.97
FP 0226	Apple, raw (incl cider, excl juice)	RAC	0.075	13.49	1.01	26.63	2.00	15.05	1.13	16.28	1.22	6.47	0.49	47.88	3.59
JF 0226	Apple juice, single strength (incl. concentrated)	PP	0.012	0.32	0.00	3.07	0.04	0.10	0.00	5.00	0.06	0.29	0.00	5.57	0.07
FP 0230	Pear, raw	RAC	0.078	2.16	0.17	6.24	0.49	0.10	0.01	4.07	0.32	1.16	0.09	5.34	0.42
FS 0013	Cherries, raw	RAC	0.585	0.92	0.54	9.15	5.35	0.10	0.06	0.61	0.36	0.10	0.06	6.64	3.88
FS 0014	Plums, raw (incl dried plums, incl Chinese jujube)	RAC	0.21	2.67	0.56	8.77	1.84	0.10	0.02	3.03	0.64	0.70	0.15	4.34	0.91
FS 2001	Peaches, nectarines, apricots, raw (incl dried apricots)	RAC	0.17	8.01	1.36	5.87	1.00	0.18	0.03	8.19	1.39	1.64	0.28	22.46	3.82
FB 0272	Raspberries, red, black, raw	RAC	0.07	0.10	0.01	0.93	0.07	0.10	0.01	0.10	0.01	0.10	0.01	0.10	0.01
FB 0269	Grape, raw	RAC	0.035	12.68	0.44	9.12	0.32	0.10	0.00	16.88	0.59	3.70	0.13	54.42	1.90
-	Grape must	PP	0.035	0.33	0.01	0.13	0.00	0.10	0.00	0.10	0.00	0.10	0.00	0.10	0.00
DF 0269	Grape, dried (= currants, raisins and sultanas)	PP	0.07	0.51	0.04	0.51	0.04	0.10	0.01	1.27	0.09	0.12	0.01	2.07	0.14
JF 0269	Grape juice	PP	0.005	0.14	0.00	0.29	0.00	0.10	0.00	0.30	0.00	0.24	0.00	0.10	0.00
-	Grape wine (incl vermouths)	PP	0.005	0.67	0.00	12.53	0.06	2.01	0.01	1.21	0.01	3.53	0.02	4.01	0.02
FB 0275	Strawberry, raw	RAC	0.06	0.70	0.04	2.01	0.12	0.10	0.01	1.36	0.08	0.37	0.02	2.53	0.15
FI 0326	Avocado, raw	RAC	0.05	0.13	0.01	0.10	0.01	2.05	0.10	2.54	0.13	2.34	0.12	0.12	0.01
VC 0046	Melons, raw (excl watermelons)	RAC	0.05	8.90	0.45	8.64	0.43	0.80	0.04	17.90	0.90	2.80	0.14	29.17	1.46
VC 0424	Cucumber, raw	RAC	0.13	8.01	1.04	30.66	3.99	1.45	0.19	19.84	2.58	0.27	0.04	34.92	4.54
VC 0432	Watermelon, raw	RAC	0.1	28.96	2.90	25.65	2.57	1.56	0.16	39.26	3.93	4.94	0.49	66.90	6.69
VO 0440	Egg plants, raw (= aubergines)	RAC	0.05	5.58	0.28	4.31	0.22	0.89	0.04	9.31	0.47	13.64	0.68	20.12	1.01
VO 0443	Pepino (Melon pear, Tree melon)	RAC	0.05	NC	-	NC	-	NC	-	NC	-	NC	-	NC	-
VO 0445	Peppers, sweet, raw (incl dried)	RAC	0.05	4.49	0.22	6.44	0.32	7.21	0.36	5.68	0.28	9.52	0.48	8.92	0.45
VO 0448	Tomato, raw	RAC	0.1	41.73	4.17	75.65	7.57	10.66	1.07	82.87	8.29	24.75	2.48	200.93	20.09
-	Tomato, canned (& peeled)	PP	0.04	0.20	0.01	0.31	0.01	0.10	0.00	1.11	0.04	0.11	0.00	1.50	0.06
-	Tomato, paste (i.e. concentrated tomato sauce/puree)	PP	0.072	2.34	0.17	1.33	0.10	1.57	0.11	4.24	0.31	0.34	0.02	2.83	0.20
JF 0448	Tomato, juice (single strength, incl concentrated)	PP	0.064	0.29	0.02	0.29	0.02	0.10	0.01	0.38	0.02	0.10	0.01	0.14	0.01
VP 0061	Beans, green, with pods, raw: beans except broad bean & soya bean (i.e. immature seeds + pods) (Phaseolus spp)	RAC	0.08	0.68	0.05	NC	-	NC	-	0.39	0.03	0.22	0.02	0.49	0.04
VR 0589	Potato, raw (incl flour, incl frozen, incl starch, incl tapioca)	RAC	0	59.74	0.00	316.14	0.00	9.78	0.00	60.26	0.00	54.12	0.00	119.82	0.00
GC 0645	Maize, raw (incl glucose & dextrose & isoglucose, incl beer, incl germ, incl starch, excl flour, excl oil)	RAC	0.01	0.97	0.01	0.24	0.00	1.58	0.02	4.10	0.04	2.56	0.03	13.31	0.13
CF 1255	Maize, flour (white flour and wholemeal flour)	PP	0.37	22.72	8.41	35.61	13.18	87.27	32.29	34.92	12.92	46.71	17.28	49.12	18.17
OR 0645	Maize oil	PP	0.99	0.96	0.95	0.85	0.84	0.29	0.29	5.42	5.37	0.42	0.42	2.10	2.08
TN 0085	Tree nuts, raw (incl processed)	RAC	0	4.06	0.00	3.27	0.00	7.01	0.00	13.93	0.00	14.01	0.00	9.36	0.00
SB 0716	Coffee beans raw (incl roasted, incl instant coffee, incl substitutes)	RAC	0.025	1.36	0.03	3.59	0.09	1.44	0.04	5.18	0.13	2.02	0.05	1.70	0.04
DH 1100	Hops, dry	RAC	5.1	0.10	0.51	0.10	0.51	0.10	0.51	0.10	0.51	NC	-	0.10	0.51
DT 1114	Tea, green or black, fermented and dried,	RAC	1.4	2.28	3.19	1.98	2.77	0.46	0.64	2.43	3.40	1.29	1.81	3.04	4.26

Annex 3

512

FENPYROXIMATE (192)

International Estimated Daily Intake (IEDI)

ADI = 0–0.01 mg/kg bw

Codex Code	Commodity description	Expr as	STMR mg/kg	Diets as g/person/day				Intake as µg/person/day							
				G01 diet	G01 intake	G02 diet	G02 intake	G03 diet	G03 intake	G04 diet	G04 intake	G05 diet	G05 intake	G06 diet	G06 intake
	(including concentrates)														
MM 0095	MEAT FROM MAMMALS other than marine mammals, raw (incl prepared meat) -80% as muscle	RAC	0.011	24.96	0.27	57.95	0.64	16.70	0.18	38.38	0.42	26.46	0.29	29.00	0.32
MM 0095	MEAT FROM MAMMALS other than marine mammals, raw (incl prepared meat) - 20% as fat	RAC	0.03	6.24	0.19	14.49	0.43	4.18	0.13	9.60	0.29	6.62	0.20	7.25	0.22
MF 0100	Mammalian fats, raw, excl milk fats (incl rendered fats)	RAC	0.03	3.29	0.10	6.14	0.18	0.82	0.02	1.57	0.05	2.23	0.07	1.07	0.03
MO 0105	Edible offal (mammalian), raw	RAC	0.24	4.79	1.15	9.68	2.32	2.97	0.71	5.49	1.32	3.84	0.92	5.03	1.21
ML 0106	Milks, raw or skimmed (incl dairy products)	RAC	0.0015	289.65	0.43	485.88	0.73	26.92	0.04	239.03	0.36	199.91	0.30	180.53	0.27
	Total intake (µg/person)=			29.4		48.6		38.6		48.6		27.8		78.7	
	Bodyweight per region (kg bw) =			60		60		60		60		60		60	
	ADI (µg/person)=			600		600		600		600		600		600	
	%ADI=			4.9%		8.1%		6.4%		8.1%		4.6%		13.1%	
	Rounded %ADI=			5%		8%		6%		8%		5%		10%	

FENPYROXIMATE (192)

International Estimated Daily Intake (IEDI)

ADI = 0–0.01 mg/kg bw

Codex Code	Commodity description	Expr as	STMR mg/kg	Diets as g/person/day			Intake as µg/person/day								
				G07 diet	G07 intake	G08 diet	G08 intake	G09 diet	G09 intake	G10 diet	G10 intake	G11 diet	G11 intake	G12 diet	G12 intake
FC 0001	Citrus fruit, raw (incl citrus fruit juice, incl kumquat commodities)	RAC	0.02	114.42	2.29	62.91	1.26	26.97	0.54	96.72	1.93	96.22	1.92	563.19	11.26
FP 0226	Apple, raw (incl cider, excl juice)	RAC	0.075	41.14	3.09	56.49	4.24	26.64	2.00	31.58	2.37	51.94	3.90	3.05	0.23
JF 0226	Apple juice, single strength (incl. concentrated)	PP	0.012	14.88	0.18	11.98	0.14	0.15	0.00	9.98	0.12	30.32	0.36	3.47	0.04
FP 0230	Pear, raw	RAC	0.078	8.79	0.69	8.44	0.66	12.37	0.96	9.60	0.75	10.27	0.80	0.23	0.02
FS 0013	Cherries, raw	RAC	0.585	1.40	0.82	4.21	2.46	0.10	0.06	2.93	1.71	1.50	0.88	NC	-
FS 0014	Plums, raw (incl dried plums, incl Chinese jujube)	RAC	0.21	5.55	1.17	4.37	0.92	6.08	1.28	3.66	0.77	3.93	0.83	0.46	0.10
FS 2001	Peaches, nectarines, apricots, raw (incl dried apricots)	RAC	0.17	13.03	2.22	16.29	2.77	8.29	1.41	12.95	2.20	5.35	0.91	0.10	0.02
FB 0272	Raspberries, red, black, raw	RAC	0.07	0.47	0.03	0.91	0.06	0.10	0.01	0.99	0.07	1.14	0.08	NC	-
FB 0269	Grape, raw	RAC	0.035	6.33	0.22	11.22	0.39	5.21	0.18	9.38	0.33	4.55	0.16	0.78	0.03
-	Grape must	PP	0.035	0.16	0.01	0.10	0.00	0.10	0.00	0.12	0.00	0.11	0.00	NC	-
DF 0269	Grape, dried (= currants, raisins and sultanas)	PP	0.07	3.09	0.22	1.51	0.11	0.10	0.01	1.38	0.10	4.26	0.30	0.42	0.03
JF 0269	Grape juice	PP	0.005	0.56	0.00	1.96	0.01	0.10	0.00	2.24	0.01	2.27	0.01	0.34	0.00
-	Grape wine (incl vermouths)	PP	0.005	88.93	0.44	62.41	0.31	1.84	0.01	25.07	0.13	61.17	0.31	5.84	0.03
FB 0275	Strawberry, raw	RAC	0.06	4.49	0.27	5.66	0.34	0.10	0.01	6.63	0.40	5.75	0.35	0.10	0.01
FI 0326	Avocado, raw	RAC	0.05	2.65	0.13	0.87	0.04	0.46	0.02	1.64	0.08	1.30	0.07	0.96	0.05
VC 0046	Melons, raw (excl watermelons)	RAC	0.05	9.20	0.46	11.95	0.60	14.63	0.73	8.99	0.45	7.86	0.39	2.46	0.12
VC 0424	Cucumber, raw	RAC	0.13	6.72	0.87	11.03	1.43	32.10	4.17	15.10	1.96	4.05	0.53	9.57	1.24

Annex 3

FENPYROXIMATE (192)

International Estimated Daily Intake (IEDI)

ADI = 0–0.01 mg/kg bw

Codex Code	Commodity description	Expr as	STMTR mg/kg	Diets as g/person/day		Intake as µg/person/day									
				G07 diet	G07 intake	G08 diet	G08 intake	G09 diet	G09 intake	G10 diet	G10 intake	G11 diet	G11 intake	G12 diet	G12 intake
VC 0432	Watermelon, raw	RAC	0.1	4.60	0.46	9.82	0.98	68.50	6.85	13.19	1.32	1.99	0.20	14.56	1.46
VO 0440	Egg plants, raw (= aubergines)	RAC	0.05	1.01	0.05	1.69	0.08	21.37	1.07	3.00	0.15	1.40	0.07	NC	-
VO 0443	Pepino (Melon pear, Tree melon)	RAC	0.05	NC	-	NC	-	NC	-	NC	-	NC	-	NC	-
VO 0445	Peppers, sweet, raw (incl dried)	RAC	0.05	0.82	0.04	1.53	0.08	10.85	0.54	4.59	0.23	1.84	0.09	2.00	0.10
VO 0448	Tomato, raw	RAC	0.1	32.13	3.21	51.27	5.13	34.92	3.49	73.37	7.34	15.15	1.52	8.88	0.89
-	Tomato, canned (& peeled)	PP	0.04	7.57	0.30	2.66	0.11	0.30	0.01	0.97	0.04	7.31	0.29	0.41	0.02
-	Tomato, paste (i.e. concentrated tomato sauce/puree)	PP	0.072	4.96	0.36	3.20	0.23	0.15	0.01	1.61	0.12	6.88	0.50	0.52	0.04
JF 0448	Tomato, juice (single strength, incl concentrated)	PP	0.064	0.80	0.05	0.10	0.01	0.10	0.01	0.61	0.04	0.40	0.03	0.10	0.01
VP 0061	Beans, green, with pods, raw: beans except broad bean & soya bean (i.e. immature seeds + pods) (Phaseolus spp)	RAC	0.08	5.07	0.41	0.83	0.07	0.17	0.01	3.70	0.30	NC	-	NC	-
VR 0589	Potato, raw (incl flour, incl frozen, incl starch, incl tapioca)	RAC	0	225.03	0.00	234.24	0.00	71.48	0.00	177.55	0.00	234.55	0.00	37.71	0.00
GC 0645	Maize, raw (incl glucose & dextrose & isoglucose, incl beer, incl germ, incl starch, excl flour, excl oil)	RAC	0.01	0.10	0.00	9.93	0.10	1.71	0.02	21.57	0.22	0.33	0.00	0.10	0.00
CF 1255	Maize, flour (white flour and wholemeal flour)	PP	0.37	14.27	5.28	12.86	4.76	19.71	7.29	12.55	4.64	4.21	1.56	52.30	19.35
OR 0645	Maize oil	PP	0.99	0.90	0.89	0.47	0.47	0.15	0.15	3.01	2.98	1.86	1.84	0.36	0.36
TN 0085	Tree nuts, raw (incl processed)	RAC	0	8.52	0.00	8.94	0.00	15.09	0.00	9.60	0.00	14.57	0.00	26.26	0.00
SB 0716	Coffee beans raw (incl roasted, incl instant coffee, incl substitutes)	RAC	0.025	10.90	0.27	12.44	0.31	0.77	0.02	9.48	0.24	22.07	0.55	8.15	0.20
DH 1100	Hops, dry	RAC	5.1	NC	-	NC	-	0.10	0.51	0.10	0.51	NC	-	NC	-
DT 1114	Tea, green or black, fermented and dried, (including concentrates)	RAC	1.4	2.91	4.07	1.73	2.42	1.14	1.60	1.85	2.59	2.29	3.21	0.74	1.04
MM 0095	MEAT FROM MAMMALS other than marine mammals, raw (incl prepared meat) -80% as muscle	RAC	0.011	112.02	1.23	120.71	1.33	63.46	0.70	88.99	0.98	96.24	1.06	41.02	0.45
MM 0095	MEAT FROM MAMMALS other than marine mammals, raw (incl prepared meat) - 20% as fat	RAC	0.03	28.01	0.84	30.18	0.91	15.86	0.48	22.25	0.67	24.06	0.72	10.25	0.31
MF 0100	Mammalian fats, raw, excl milk fats (incl rendered fats)	RAC	0.03	6.44	0.19	15.51	0.47	3.79	0.11	8.29	0.25	18.44	0.55	8.00	0.24
MO 0105	Edible offal (mammalian), raw	RAC	0.24	15.17	3.64	5.19	1.25	6.30	1.51	6.78	1.63	3.32	0.80	3.17	0.76
ML 0106	Milks, raw or skimmed (incl dairy products)	RAC	0.0015	388.92	0.58	335.88	0.50	49.15	0.07	331.25	0.50	468.56	0.70	245.45	0.37
Total intake (µg/person)=				35.0		34.9		35.8		38.1		25.5		38.8	
Bodyweight per region (kg bw) =				60		60		55		60		60		60	
ADI (µg/person)=				600		600		550		600		600		600	
%ADI=				5.8%		5.8%		6.5%		6.4%		4.2%		6.5%	
Rounded %ADI=				6%		6%		7%		6%		4%		6%	

Annex 3

514

FENPYROXIMATE (192)		International Estimated Daily Intake (IEDI)											
Codex Code	Commodity description	Expr as	STMTR mg/kg	ADI = 0–0.01 mg/kg bw									
				Diets: g/person/day		Intake = daily intake: µg/person							
				G13 diet	G13 intake	G14 diet	G14 intake	G15 diet	G15 intake	G16 diet	G16 intake	G17 diet	G17 intake
FC 0001	Citrus fruit, raw (incl citrus fruit juice, incl kumquat commodities)	RAC	0.02	21.16	0.42	2.94	0.06	58.52	1.17	0.44	0.01	5.13	0.10
FP 0226	Apple, raw (incl cider, excl juice)	RAC	0.075	66.67	5.00	2.06	0.15	55.83	4.19	188.29	14.12	1.38	0.10
JF 0226	Apple juice, single strength (incl. concentrated)	PP	0.012	0.10	0.00	0.10	0.00	7.19	0.09	0.10	0.00	NC	-
FP 0230	Pear, raw	RAC	0.078	0.10	0.01	0.14	0.01	9.45	0.74	0.10	0.01	0.14	0.01
FS 0013	Cherries, raw	RAC	0.585	0.10	0.06	0.10	0.06	5.96	3.49	0.10	0.06	NC	-
FS 0014	Plums, raw (incl dried plums, incl Chinese jujube)	RAC	0.21	0.10	0.02	0.10	0.02	16.65	3.50	0.10	0.02	NC	-
FS 2001	Peaches, nectarines, apricots, raw (incl dried apricots)	RAC	0.17	0.10	0.02	0.10	0.02	10.76	1.83	0.10	0.02	NC	-
FB 0272	Raspberries, red, black, raw	RAC	0.07	0.10	0.01	0.10	0.01	2.04	0.14	0.10	0.01	NC	-
FB 0269	Grape, raw	RAC	0.035	0.14	0.00	0.36	0.01	15.22	0.53	0.10	0.00	0.10	0.00
-	Grape must	PP	0.035	0.10	0.00	0.10	0.00	0.11	0.00	0.10	0.00	0.19	0.01
DF 0269	Grape, dried (= currants, raisins and sultanas)	PP	0.07	0.10	0.01	0.13	0.01	1.06	0.07	0.10	0.01	0.10	0.01
JF 0269	Grape juice	PP	0.005	0.10	0.00	0.10	0.00	0.41	0.00	0.10	0.00	NC	-
-	Grape wine (incl vermouths)	PP	0.005	0.31	0.00	0.23	0.00	60.43	0.30	0.52	0.00	31.91	0.16
FB 0275	Strawberry, raw	RAC	0.06	0.10	0.01	0.10	0.01	3.35	0.20	0.10	0.01	0.10	0.01
FI 0326	Avocado, raw	RAC	0.05	1.12	0.06	0.10	0.01	0.84	0.04	0.10	0.01	6.60	0.33
VC 0046	Melons, raw (excl watermelons)	RAC	0.05	0.19	0.01	0.10	0.01	4.98	0.25	0.10	0.01	NC	-
VC 0424	Cucumber, raw	RAC	0.13	0.68	0.09	1.81	0.24	10.40	1.35	0.10	0.01	0.10	0.01
VC 0432	Watermelon, raw	RAC	0.1	4.29	0.43	0.30	0.03	28.70	2.87	0.10	0.01	NC	-
VO 0440	Egg plants, raw (= aubergines)	RAC	0.05	1.31	0.07	8.26	0.41	3.95	0.20	0.10	0.01	NC	-
VO 0443	Pepino (Melon pear, Tree melon)	RAC	0.05	NC	-	NC	-	NC	-	NC	-	NC	-
VO 0445	Peppers, sweet, raw (incl dried)	RAC	0.05	5.49	0.27	10.57	0.53	8.84	0.44	0.91	0.05	NC	-
VO 0448	Tomato, raw	RAC	0.1	12.99	1.30	4.79	0.48	58.40	5.84	0.92	0.09	0.10	0.01
-	Tomato, canned (& peeled)	PP	0.04	0.10	0.00	0.10	0.00	2.42	0.10	0.10	0.00	NC	-
-	Tomato, paste (i.e. concentrated tomato sauce/puree)	PP	0.072	0.58	0.04	0.22	0.02	2.21	0.16	0.24	0.02	3.10	0.22
JF 0448	Tomato, juice (single strength, incl concentrated)	PP	0.064	0.10	0.01	0.10	0.01	0.42	0.03	0.10	0.01	0.10	0.01
VP 0061	Beans, green, with pods, raw: beans except broad bean & soya bean (i.e. immature seeds + pods) (Phaseolus spp)	RAC	0.08	NC	-	NC	-	NC	-	NC	-	NC	-
VR 0589	Potato, raw (incl flour, incl frozen, incl starch, incl tapioca)	RAC	0	23.96	0.00	13.56	0.00	213.41	0.00	104.35	0.00	8.56	0.00
GC 0645	Maize, raw (incl glucose & dextrose & isoglucose, incl beer, incl germ, incl starch, excl flour, excl oil)	RAC	0.01	0.58	0.01	0.52	0.01	3.26	0.03	7.96	0.08	NC	-
CF 1255	Maize, flour (white flour and wholemeal flour)	PP	0.37	94.34	34.91	8.09	2.99	28.03	10.37	55.94	20.70	28.07	10.39
OR 0645	Maize oil	PP	0.99	0.33	0.33	0.10	0.10	0.81	0.80	0.10	0.10	NC	-
TN 0085	Tree nuts, raw (incl processed)	RAC	0	4.39	0.00	135.53	0.00	6.11	0.00	0.72	0.00	317.74	0.00
SB 0716	Coffee beans raw (incl roasted, incl instant coffee, incl substitutes)	RAC	0.025	0.95	0.02	1.32	0.03	11.64	0.29	2.96	0.07	14.73	0.37
DH 1100	Hops, dry	RAC	5.1	NC	-	NC	-	0.10	0.51	NC	-	NC	-

Annex 3

FENPYROXIMATE (192)				International Estimated Daily Intake (IEDI)								ADI = 0–0.01 mg/kg bw	
Codex Code	Commodity description	Expr as	STMR mg/kg	Diets: g/person/day				Intake = daily intake: µg/person					
				G13 diet	G13 intake	G14 diet	G14 intake	G15 diet	G15 intake	G16 diet	G16 intake	G17 diet	G17 intake
DT 1114	Tea, green or black, fermented and dried, (including concentrates)	RAC	1.4	0.53	0.74	5.25	7.35	0.86	1.20	0.56	0.78	0.88	1.23
MM 0095	MEAT FROM MAMMALS other than marine mammals, raw (incl prepared meat) -80% as muscle	RAC	0.011	23.34	0.26	40.71	0.45	97.15	1.07	18.06	0.20	57.71	0.63
MM 0095	MEAT FROM MAMMALS other than marine mammals, raw (incl prepared meat) - 20% as fat	RAC	0.03	5.84	0.18	10.18	0.31	24.29	0.73	4.52	0.14	14.43	0.43
MF 0100	Mammalian fats, raw, excl milk fats (incl rendered fats)	RAC	0.03	1.05	0.03	1.14	0.03	18.69	0.56	0.94	0.03	3.12	0.09
MO 0105	Edible offal (mammalian), raw	RAC	0.24	4.64	1.11	1.97	0.47	10.01	2.40	3.27	0.78	3.98	0.96
ML 0106	Milks, raw or skimmed (incl dairy products)	RAC	0.0015	108.75	0.16	70.31	0.11	436.11	0.65	61.55	0.09	79.09	0.12
-	-	-	0.00	-	-	-	-	-	-	-	-	-	-
Total intake (µg/person)=				45.6		13.9		46.2		37.4		15.2	
Bodyweight per region (kg bw) =				60		60		60		60		60	
ADI (µg/person)=				600		600		600		600		600	
%ADI=				7.6%		2.3%		7.7%		6.2%		2.5%	
Rounded %ADI=				8%		2%		8%		6%		3%	

Annex 3

FLONICAMID (282)

International Estimated Daily Intake (IEDI)

ADI = 0–0.07 mg/kg bw

Codex Code	Commodity description	Expr as	STMR mg/kg	Diets as g/person/day		Intake as µg/person/day									
				G01 diet	G01 intake	G02 diet	G02 intake	G03 diet	G03 intake	G04 diet	G04 intake	G05 diet	G05 intake	G06 diet	G06 intake
FP 0009	Pome fruits, raw (incl. apple juice, incl cider)	RAC	0.13	19.79	2.57	38.25	4.97	17.96	2.33	32.56	4.23	8.08	1.05	64.45	8.38
FS 0013	Cherries, raw	RAC	0.28	0.92	0.26	9.15	2.56	0.10	0.03	0.61	0.17	0.10	0.03	6.64	1.86
FS 0014	Plums, raw (incl Chinese jujube)	RAC	0.03	2.40	0.07	8.60	0.26	0.10	0.00	2.52	0.08	0.58	0.02	4.16	0.12
DF 0014	Plum, dried (prunes)	PP	0.04	0.10	0.00	0.10	0.00	0.10	0.00	0.18	0.01	0.10	0.00	0.10	0.00
FS 2001	Peaches, nectarines, apricots, raw (incl dried apricots)	RAC	0.14	8.01	1.12	5.87	0.82	0.18	0.03	8.19	1.15	1.64	0.23	22.46	3.14
FB 2009	Low growing berries, raw (i.e. cranberry and strawberry)	RAC	0.37	0.71	0.26	2.02	0.75	0.10	0.04	1.39	0.51	0.37	0.14	2.53	0.94
VB 0041	Cabbages, head, raw	RAC	0.025	2.73	0.07	27.92	0.70	0.55	0.01	4.47	0.11	4.27	0.11	10.25	0.26
VB 0042	Flowerhead brassicas, raw	RAC	0.358	2.96	1.06	0.57	0.20	0.10	0.04	4.17	1.49	7.79	2.79	3.64	1.30
VC 0045	Fruiting vegetables, cucurbits, raw	RAC	0.04	53.14	2.13	86.21	3.45	6.28	0.25	92.76	3.71	15.64	0.63	155.30	6.21
VO 0050	Fruiting vegetables other than cucurbits, raw, (incl processed commodities), excl tomato commodities, excl sweet corn commodities, excl mushroom commodities	RAC	0.09	18.97	1.71	21.73	1.96	20.61	1.85	27.35	2.46	35.54	3.20	50.62	4.56
VO 0448	Tomato, raw (incl juice, incl canned, excl paste)	RAC	0.09	42.41	3.82	76.50	6.89	10.69	0.96	85.07	7.66	24.98	2.25	203.44	18.31
-	Tomato, paste (i.e. concentrated tomato sauce/puree)	PP	1.45	2.34	3.39	1.33	1.93	1.57	2.28	4.24	6.15	0.34	0.49	2.83	4.10
VL 0054	Brassica leafy vegetables, raw	RAC	8.31	1.07	8.89	10.95	90.99	0.22	1.83	1.75	14.54	5.72	47.53	4.02	33.41
VL 0482	Lettuce, head, raw	RAC	0.51	NC	-	NC	-	NC	-	NC	-	NC	-	NC	-
VL 0483	Lettuce, leaf, raw	RAC	2.67	0.53	1.42	0.36	0.96	0.16	0.43	6.21	16.58	1.90	5.07	6.05	16.15
VL 0494	Radish leaves, raw	RAC	8.5	0.26	2.21	0.45	3.83	0.28	2.38	0.68	5.78	NC	-	0.33	2.81
VL 0502	Spinach, raw	RAC	5.72	0.74	4.23	0.22	1.26	0.10	0.57	0.91	5.21	0.10	0.57	2.92	16.70
VP 0061	Beans, green, with pods, raw: beans except broad bean & soya bean (i.e. immature seeds + pods) (Phaseolus spp)	RAC	0.1055	0.68	0.07	NC	-	NC	-	0.39	0.04	0.22	0.02	0.49	0.05
VP 0062	Beans, green, without pods, raw: beans except broad bean & soya bean (i.e. immature seeds only) (Phaseolus spp..)	RAC	0.077	1.56	0.12	0.60	0.05	0.49	0.04	1.18	0.09	0.90	0.07	7.79	0.60
VP 0063	Peas green, with pods, raw (i.e. immature seeds + pods) (Pisum spp)	RAC	0.14	NC	-	NC	-	NC	-	NC	-	NC	-	NC	-
VP 0064	Peas, green, without pods, raw (i.e. immature seeds only) (Pisum spp)	RAC	0.077	1.97	0.15	0.51	0.04	0.10	0.01	0.79	0.06	3.68	0.28	3.80	0.29
VP 0522	Broad bean, green, with pods (i.e. immature seeds + pods) (Vicia spp)	RAC	0.1055	NC	-	NC	-	NC	-	NC	-	NC	-	NC	-
VP 0523	Broad beans, green, without pods, raw (i.e. immature seeds only) (Vicia faba)	RAC	0.077	3.51	0.27	0.43	0.03	0.10	0.01	0.60	0.05	0.29	0.02	0.78	0.06
VP 0542	Sword bean, green, with pods (i.e. immature seeds + pods) (Canavalia spp)	RAC	0.1055	NC	-	NC	-	NC	-	NC	-	NC	-	NC	-
VD 0071	Beans, dry, raw (Phaseolus spp)	RAC	0.02	2.39	0.05	1.61	0.03	10.47	0.21	1.84	0.04	12.90	0.26	7.44	0.15
VD 0072	Peas, dry, raw (Pisum spp, Vigna spp): garden peas & field peas & cow peas	RAC	0.16	1.67	0.27	3.22	0.52	2.66	0.43	1.51	0.24	2.91	0.47	0.24	0.04
VD 0523	Broad bean, dry, raw (incl horse-bean, broad	RAC	0.02	1.27	0.03	0.10	0.00	0.12	0.00	2.49	0.05	0.23	0.00	5.54	0.11

Annex 3

FLONICAMID (282)			International Estimated Daily Intake (IEDI)						ADI = 0–0.07 mg/kg bw						
Codex Code	Commodity description	Expr as	STMR mg/kg	Diets as g/person/day			Intake as µg/person/day								
				G01 diet	G01 intake	G02 diet	G02 intake	G03 diet	G03 intake	G04 diet	G04 intake	G05 diet	G05 intake	G06 diet	G06 intake
	bean, field bean) (<i>Vicia faba</i>)														
VD 0524	Chick-pea, dry, raw (<i>Cicer arietinum</i>)	RAC	0.16	5.34	0.85	0.13	0.02	0.10	0.02	4.69	0.75	7.24	1.16	5.52	0.88
VD 0531	Hyacinth bean (dry) (<i>Lablab spp.</i>), raw	RAC	0.02	NC	-	NC	-	NC	-	NC	-	NC	-	NC	-
VD 0533	Lentil, dry, raw (<i>Ervum lens</i>)	RAC	0.16	2.12	0.34	0.10	0.02	0.10	0.02	3.21	0.51	1.60	0.26	4.90	0.78
VD 0537	Pigeon pea dry, raw (<i>Cajanus cajan</i>)	RAC	0.16	NC	-	NC	-	0.10	0.02	0.10	0.02	3.38	0.54	NC	-
VR 0494	Radish roots, raw	RAC	0.1	2.31	0.23	4.09	0.41	2.53	0.25	6.15	0.62	5.88	0.59	2.97	0.30
VR 0589	Potato, raw (incl flour, incl frozen, incl starch, incl tapioca)	RAC	0.01	59.74	0.60	316.14	3.16	9.78	0.10	60.26	0.60	54.12	0.54	119.82	1.20
VS 0624	Celery	RAC	0.45	2.14	0.96	3.79	1.71	2.35	1.06	5.69	2.56	0.10	0.05	2.75	1.24
GC 0654	Wheat, raw (incl bulgur, incl fermented beverages, incl germ, incl wholemeal bread, incl white flour products, incl white bread)	RAC	0.01	381.15	3.81	341.55	3.42	38.35	0.38	281.89	2.82	172.83	1.73	434.07	4.34
TN 0660	Almonds, nutmeat	RAC	0.01	1.38	0.01	0.10	0.00	0.10	0.00	1.00	0.01	0.10	0.00	0.81	0.01
TN 0672	Pecan nuts, nutmeat	RAC	0.01	0.10	0.00	0.10	0.00	0.10	0.00	0.14	0.00	0.10	0.00	0.13	0.00
SO 0495	Rape seed, raw	RAC	0.04	0.10	0.00	NC	-	NC	-	0.10	0.00	0.75	0.03	0.10	0.00
OR 0495	Rape seed oil, edible	PP	0.004	0.35	0.00	0.44	0.00	0.19	0.00	0.97	0.00	3.28	0.01	0.77	0.00
SO 0691	Cotton seed, raw	RAC	0.06	NC	-	NC	-	NC	-	NC	-	NC	-	NC	-
OR 0691	Cotton seed oil, edible	PP	0.02	3.22	0.06	1.54	0.03	1.01	0.02	0.74	0.01	1.12	0.02	2.93	0.06
HH 0738	Mints, raw	RAC	1.92	0.50	0.96	0.10	0.19	NC	-	NC	-	NC	-	NC	-
DH 1100	Hops, dry	RAC	1.98	0.10	0.20	0.10	0.20	0.10	0.20	0.10	0.20	NC	-	0.10	0.20
MM 0095	MEAT FROM MAMMALS other than marine mammals, raw (incl prepared meat) -80% as muscle	RAC	0.06	24.96	1.50	57.95	3.48	16.70	1.00	38.38	2.30	26.46	1.59	29.00	1.74
MM 0095	MEAT FROM MAMMALS other than marine mammals, raw (incl prepared meat) - 20% as fat	RAC	0.02	6.24	0.12	14.49	0.29	4.18	0.08	9.60	0.19	6.62	0.13	7.25	0.15
MF 0100	Mammalian fats, raw, excl milk fats (incl rendered fats)	RAC	0.02	3.29	0.07	6.14	0.12	0.82	0.02	1.57	0.03	2.23	0.04	1.07	0.02
MO 0105	Edible offal (mammalian), raw	RAC	0.1	4.79	0.48	9.68	0.97	2.97	0.30	5.49	0.55	3.84	0.38	5.03	0.50
ML 0106	Milks, raw or skimmed (incl dairy products)	RAC	0.05	289.65	14.48	485.88	24.29	26.92	1.35	239.03	11.95	199.91	10.00	180.53	9.03
PM 0110	Poultry meat, raw (incl prepared)	RAC	0.04	14.63	0.59	29.76	1.19	8.04	0.32	129.68	5.19	25.04	1.00	35.66	1.43
PF 0111	Poultry fat, raw (incl rendered)	RAC	0.04	0.10	0.00	0.10	0.00	NC	-	0.10	0.00	0.10	0.00	0.10	0.00
PO 0111	Poultry edible offal, raw (incl prepared)	RAC	0.04	0.12	0.00	0.12	0.00	0.11	0.00	5.37	0.21	0.24	0.01	0.10	0.00
PE 0112	Eggs, raw, (incl dried)	RAC	0.06	7.84	0.47	23.08	1.38	2.88	0.17	14.89	0.89	9.81	0.59	14.83	0.89
	Total intake (µg/person)=			59.9			163.1		19.0		99.8		83.9		142.3
	Bodyweight per region (kg bw) =			60			60		60		60		60		60
	ADI (µg/person)=			4200			4200		4200		4200		4200		4200
	%ADI=			1.4%			3.9%		0.5%		2.4%		2.0%		3.4%
	Rounded %ADI=			1%			4%		0%		2%		2%		3%

Annex 3

518

FLONICAMID (282)

International Estimated Daily Intake (IEDI)

ADI = 0–0.07 mg/kg bw

Codex Code	Commodity description	Expr as	STMR mg/kg	Diets as g/person/day		Intake as µg/person/day									
				G07 diet	G07 intake	G08 diet	G08 intake	G09 diet	G09 intake	G10 diet	G10 intake	G11 diet	G11 intake	G12 diet	G12 intake
FP 0009	Pome fruits, raw (incl. apple juice, incl cider)	RAC	0.13	71.38	9.28	81.73	10.62	42.91	5.58	58.89	7.66	103.85	13.50	12.48	1.62
FS 0013	Cherries, raw	RAC	0.28	1.40	0.39	4.21	1.18	0.10	0.03	2.93	0.82	1.50	0.42	NC	-
FS 0014	Plums, raw (incl Chinese jujube)	RAC	0.03	3.75	0.11	3.33	0.10	5.94	0.18	2.64	0.08	2.50	0.08	0.10	0.00
DF 0014	Plum, dried (prunes)	PP	0.04	0.61	0.02	0.35	0.01	0.10	0.00	0.35	0.01	0.49	0.02	0.13	0.01
FS 2001	Peaches, nectarines, apricots, raw (incl dried apricots)	RAC	0.14	13.03	1.82	16.29	2.28	8.29	1.16	12.95	1.81	5.35	0.75	0.10	0.01
FB 2009	Low growing berries, raw (i.e. cranberry and strawberry)	RAC	0.37	4.55	1.68	5.66	2.09	0.10	0.04	7.85	2.90	5.86	2.17	0.10	0.04
VB 0041	Cabbages, head, raw	RAC	0.025	8.97	0.22	27.12	0.68	1.44	0.04	24.96	0.62	4.55	0.11	11.23	0.28
VB 0042	Flowerhead brassicas, raw	RAC	0.358	9.50	3.40	6.77	2.42	9.03	3.23	3.21	1.15	9.36	3.35	0.87	0.31
VC 0045	Fruiting vegetables, cucurbits, raw	RAC	0.04	27.81	1.11	41.93	1.68	123.30	4.93	49.47	1.98	15.95	0.64	35.99	1.44
VO 0050	Fruiting vegetables other than cucurbits, raw, (incl processed commodities), excl tomato commodities, excl sweet corn commodities, excl mushroom commodities	RAC	0.09	8.19	0.74	18.68	1.68	42.99	3.87	15.04	1.35	11.46	1.03	6.30	0.57
VO 0448	Tomato, raw (incl juice, incl canned, excl paste)	RAC	0.09	44.88	4.04	55.49	4.99	35.44	3.19	75.65	6.81	27.00	2.43	9.61	0.86
-	Tomato, paste (i.e. concentrated tomato sauce/puree)	PP	1.45	4.96	7.19	3.20	4.64	0.15	0.22	1.61	2.33	6.88	9.98	0.52	0.75
VL 0054	Brassica leafy vegetables, raw	RAC	8.31	NC	-	NC	-	33.86	281.38	9.44	78.45	NC	-	4.40	36.56
VL 0482	Lettuce, head, raw	RAC	0.51	NC	-	NC	-	NC	-	NC	-	NC	-	NC	-
VL 0483	Lettuce, leaf, raw	RAC	2.67	14.50	38.72	11.76	31.40	13.14	35.08	19.50	52.07	4.81	12.84	2.23	5.95
VL 0494	Radish leaves, raw	RAC	8.5	NC	-	NC	-	NC	-	3.78	32.13	NC	-	0.48	4.08
VL 0502	Spinach, raw	RAC	5.72	2.20	12.58	1.76	10.07	13.38	76.53	2.94	16.82	5.53	31.63	0.10	0.57
VP 0061	Beans, green, with pods, raw: beans except broad bean & soya bean (i.e. immature seeds + pods) (Phaseolus spp)	RAC	0.1055	5.07	0.53	0.83	0.09	0.17	0.02	3.70	0.39	NC	-	NC	-
VP 0062	Beans, green, without pods, raw: beans except broad bean & soya bean (i.e. immature seeds only) (Phaseolus spp.)	RAC	0.077	2.21	0.17	5.25	0.40	4.17	0.32	1.61	0.12	16.95	1.31	0.17	0.01
VP 0063	Peas green, with pods, raw (i.e. immature seeds + pods) (Pisum spp)	RAC	0.14	NC	-	NC	-	NC	-	NC	-	NC	-	NC	-
VP 0064	Peas, green, without pods, raw (i.e. immature seeds only) (Pisum spp)	RAC	0.077	10.72	0.83	1.99	0.15	2.72	0.21	4.26	0.33	4.23	0.33	NC	-
VP 0522	Broad bean, green, with pods (i.e. immature seeds + pods) (Vicia spp)	RAC	0.1055	NC	-	NC	-	NC	-	NC	-	NC	-	NC	-
VP 0523	Broad beans, green, without pods, raw (i.e. immature seeds only) (Vicia faba)	RAC	0.077	0.22	0.02	0.84	0.06	0.15	0.01	0.48	0.04	2.04	0.16	NC	-
VP 0542	Sword bean, green, with pods (i.e. immature seeds + pods) (Canavalia spp)	RAC	0.1055	NC	-	NC	-	NC	-	NC	-	NC	-	NC	-
VD 0071	Beans, dry, raw (Phaseolus spp)	RAC	0.02	1.51	0.03	1.50	0.03	1.90	0.04	5.11	0.10	1.36	0.03	23.43	0.47
VD 0072	Peas, dry, raw (Pisum spp, Vigna spp): garden peas & field peas & cow peas	RAC	0.16	3.80	0.61	1.25	0.20	1.06	0.17	2.33	0.37	2.70	0.43	3.83	0.61
VD 0523	Broad bean, dry, raw (incl horse-bean, broad	RAC	0.02	0.10	0.00	0.10	0.00	1.16	0.02	0.40	0.01	NC	-	0.10	0.00

Annex 3

FLONICAMID (282)

International Estimated Daily Intake (IEDI)

ADI = 0–0.07 mg/kg bw

Codex Code	Commodity description	Expr as	STMR mg/kg	Diets as g/person/day				Intake as µg/person/day							
				G07 diet	G07 intake	G08 diet	G08 intake	G09 diet	G09 intake	G10 diet	G10 intake	G11 diet	G11 intake	G12 diet	G12 intake
	bean, field bean) (<i>Vicia faba</i>)														
VD 0524	Chick-pea, dry, raw (<i>Cicer arietinum</i>)	RAC	0.16	0.27	0.04	1.33	0.21	0.32	0.05	0.15	0.02	0.10	0.02	0.10	0.02
VD 0531	Hyacinth bean (dry) (<i>Lablab spp.</i>), raw	RAC	0.02	NC	-	NC	-	NC	-	NC	-	NC	-	NC	-
VD 0533	Lentil, dry, raw (<i>Ervum lens</i>)	RAC	0.16	0.95	0.15	1.18	0.19	0.40	0.06	0.96	0.15	0.71	0.11	1.28	0.20
VD 0537	Pigeon pea dry, raw (<i>Cajanus cajan</i>)	RAC	0.16	NC	-	NC	-	0.20	0.03	NC	-	NC	-	NC	-
VR 0494	Radish roots, raw	RAC	0.1	3.83	0.38	11.99	1.20	NC	-	5.26	0.53	2.19	0.22	4.37	0.44
VR 0589	Potato, raw (incl flour, incl frozen, incl starch, incl tapioca)	RAC	0.01	225.03	2.25	234.24	2.34	71.48	0.71	177.55	1.78	234.55	2.35	37.71	0.38
VS 0624	Celery	RAC	0.45	7.68	3.46	2.85	1.28	NC	-	3.34	1.50	16.83	7.57	4.04	1.82
GC 0654	Wheat, raw (incl bulgur, incl fermented beverages, incl germ, incl wholemeal bread, incl white flour products, incl white bread)	RAC	0.01	253.07	2.53	244.73	2.45	134.44	1.34	235.10	2.35	216.39	2.16	167.40	1.67
TN 0660	Almonds, nutmeat	RAC	0.01	0.81	0.01	2.21	0.02	0.10	0.00	1.02	0.01	1.47	0.01	NC	-
TN 0672	Pecan nuts, nutmeat	RAC	0.01	0.38	0.00	NC	-	NC	-	0.27	0.00	NC	-	0.26	0.00
SO 0495	Rape seed, raw	RAC	0.04	NC	-	NC	-	0.10	0.00	NC	-	NC	-	NC	-
OR 0495	Rape seed oil, edible	PP	0.004	12.52	0.05	7.63	0.03	3.00	0.01	6.01	0.02	NC	-	NC	-
SO 0691	Cotton seed, raw	RAC	0.06	NC	-	NC	-	NC	-	NC	-	NC	-	NC	-
OR 0691	Cotton seed oil, edible	PP	0.02	1.68	0.03	0.66	0.01	1.13	0.02	1.18	0.02	0.89	0.02	0.37	0.01
HH 0738	Mints, raw	RAC	1.92	NC	-	NC	-	NC	-	NC	-	NC	-	NC	-
DH 1100	Hops, dry	RAC	1.98	NC	-	NC	-	0.10	0.20	0.10	0.20	NC	-	NC	-
MM 0095	MEAT FROM MAMMALS other than marine mammals, raw (incl prepared meat) -80% as muscle	RAC	0.06	112.02	6.72	120.71	7.24	63.46	3.81	88.99	5.34	96.24	5.77	41.02	2.46
MM 0095	MEAT FROM MAMMALS other than marine mammals, raw (incl prepared meat) - 20% as fat	RAC	0.02	28.01	0.56	30.18	0.60	15.86	0.32	22.25	0.44	24.06	0.48	10.25	0.21
MF 0100	Mammalian fats, raw, excl milk fats (incl rendered fats)	RAC	0.02	6.44	0.13	15.51	0.31	3.79	0.08	8.29	0.17	18.44	0.37	8.00	0.16
MO 0105	Edible offal (mammalian), raw	RAC	0.1	15.17	1.52	5.19	0.52	6.30	0.63	6.78	0.68	3.32	0.33	3.17	0.32
ML 0106	Milks, raw or skimmed (incl dairy products)	RAC	0.05	388.92	19.45	335.88	16.79	49.15	2.46	331.25	16.56	468.56	23.43	245.45	12.27
PM 0110	Poultry meat, raw (incl prepared)	RAC	0.04	73.76	2.95	53.86	2.15	23.98	0.96	87.12	3.48	53.38	2.14	84.45	3.38
PF 0111	Poultry fat, raw (incl rendered)	RAC	0.04	0.10	0.00	0.10	0.00	NC	-	0.10	0.00	0.71	0.03	NC	-
PO 0111	Poultry edible offal, raw (incl prepared)	RAC	0.04	0.33	0.01	0.72	0.03	0.27	0.01	0.35	0.01	0.80	0.03	NC	-
PE 0112	Eggs, raw, (incl dried)	RAC	0.06	25.84	1.55	29.53	1.77	28.05	1.68	33.19	1.99	36.44	2.19	8.89	0.53
	Total intake (µg/person)=			125.3		112.0		428.6		243.6		128.4		78.0	
	Bodyweight per region (kg bw) =			60		60		55		60		60		60	
	ADI (µg/person)=			4200		4200		3850		4200		4200		4200	
	%ADI=			3.0%		2.7%		11.1%		5.8%		3.1%		1.9%	
	Rounded %ADI=			3%		3%		10%		6%		3%		2%	

Annex 3

520

FLONICAMID (282)		International Estimated Daily Intake (IEDI)										ADI = 0–0.07 mg/kg bw	
Codex Code	Commodity description	Expr as	STMR mg/kg	Diets: g/person/day				Intake = daily intake: µg/person					
				G13 diet	G13 intake	G14 diet	G14 intake	G15 diet	G15 intake	G16 diet	G16 intake	G17 diet	G17 intake
FP 0009	Pome fruits, raw (incl. apple juice, incl cider)	RAC	0.13	68.89	8.96	11.06	1.44	80.62	10.48	189.82	24.68	19.56	2.54
FS 0013	Cherries, raw	RAC	0.28	0.10	0.03	0.10	0.03	5.96	1.67	0.10	0.03	NC	-
FS 0014	Plums, raw (incl Chinese jujube)	RAC	0.03	0.10	0.00	0.10	0.00	15.56	0.47	0.10	0.00	NC	-
DF 0014	Plum, dried (prunes)	PP	0.04	0.10	0.00	0.10	0.00	0.37	0.01	0.10	0.00	NC	-
FS 2001	Peaches, nectarines, apricots, raw (incl dried apricots)	RAC	0.14	0.10	0.01	0.10	0.01	10.76	1.51	0.10	0.01	NC	-
FB 2009	Low growing berries, raw (i.e. cranberry and strawberry)	RAC	0.37	0.10	0.04	0.10	0.04	3.37	1.25	0.10	0.04	0.10	0.04
VB 0041	Cabbages, head, raw	RAC	0.025	3.82	0.10	2.99	0.07	49.16	1.23	0.10	0.00	NC	-
VB 0042	Flowerhead brassicas, raw	RAC	0.358	0.10	0.04	0.10	0.04	4.86	1.74	0.10	0.04	NC	-
VC 0045	Fruiting vegetables, cucurbits, raw	RAC	0.04	5.96	0.24	9.74	0.39	51.82	2.07	13.61	0.54	0.10	0.00
VO 0050	Fruiting vegetables other than cucurbits, raw, (incl processed commodities), excl tomato commodities, excl sweet corn commodities, excl mushroom commodities	RAC	0.09	20.58	1.85	31.41	2.83	37.56	3.38	1.79	0.16	NC	-
VO 0448	Tomato, raw (incl juice, incl canned, excl paste)	RAC	0.09	13.17	1.19	4.92	0.44	62.69	5.64	1.04	0.09	0.11	0.01
-	Tomato, paste (i.e. concentrated tomato sauce/puree)	PP	1.45	0.58	0.84	0.22	0.32	2.21	3.20	0.24	0.35	3.10	4.50
VL 0054	Brassica leafy vegetables, raw	RAC	8.31	1.50	12.47	1.17	9.72	NC	-	0.10	0.83	NC	-
VL 0482	Lettuce, head, raw	RAC	0.51	NC	-	NC	-	NC	-	NC	-	NC	-
VL 0483	Lettuce, leaf, raw	RAC	2.67	0.29	0.77	0.10	0.27	6.71	17.92	0.10	0.27	NC	-
VL 0494	Radish leaves, raw	RAC	8.5	0.44	3.74	0.32	2.72	NC	-	0.30	2.55	0.59	5.02
VL 0502	Spinach, raw	RAC	5.72	0.17	0.97	0.10	0.57	0.81	4.63	0.10	0.57	NC	-
VP 0061	Beans, green, with pods, raw: beans except broad bean & soya bean (i.e. immature seeds + pods) (Phaseolus spp)	RAC	0.1055	NC	-	NC	-	NC	-	NC	-	NC	-
VP 0062	Beans, green, without pods, raw: beans except broad bean & soya bean (i.e. immature seeds only) (Phaseolus spp..)	RAC	0.077	0.30	0.02	3.13	0.24	4.11	0.32	0.10	0.01	NC	-
VP 0063	Peas green, with pods, raw (i.e. immature seeds + pods) (Pisum spp)	RAC	0.14	NC	-	NC	-	NC	-	NC	-	NC	-
VP 0064	Peas, green, without pods, raw (i.e. immature seeds only) (Pisum spp)	RAC	0.077	0.21	0.02	0.10	0.01	5.51	0.42	0.10	0.01	NC	-
VP 0522	Broad bean, green, with pods (i.e. immature seeds + pods) (Vicia spp)	RAC	0.1055	NC	-	NC	-	NC	-	NC	-	NC	-
VP 0523	Broad beans, green, without pods, raw (i.e. immature seeds only) (Vicia faba)	RAC	0.077	0.10	0.01	0.10	0.01	0.76	0.06	NC	-	NC	-
VP 0542	Sword bean, green, with pods (i.e. immature seeds + pods) (Canavalia spp)	RAC	0.1055	NC	-	NC	-	NC	-	NC	-	NC	-
VD 0071	Beans, dry, raw (Phaseolus spp)	RAC	0.02	7.11	0.14	2.33	0.05	3.76	0.08	44.70	0.89	3.27	0.07
VD 0072	Peas, dry, raw (Pisum spp, Vigna spp): garden peas & field peas & cow peas	RAC	0.16	14.30	2.29	3.51	0.56	3.52	0.56	7.89	1.26	0.74	0.12

Annex 3

FLONICAMID (282)		International Estimated Daily Intake (IEDI)						ADI = 0–0.07 mg/kg bw					
Codex Code	Commodity description	Expr as	STMR mg/kg	Diets: g/person/day		Intake = daily intake: µg/person							
				G13 diet	G13 intake	G14 diet	G14 intake	G15 diet	G15 intake	G16 diet	G16 intake	G17 diet	G17 intake
VD 0523	Broad bean, dry, raw (incl horse-bean, broad bean, field bean) (<i>Vicia faba</i>)	RAC	0.02	3.70	0.07	0.10	0.00	0.17	0.00	0.10	0.00	NC	-
VD 0524	Chick-pea, dry, raw (<i>Cicer arietinum</i>)	RAC	0.16	1.09	0.17	1.56	0.25	0.33	0.05	0.18	0.03	0.47	0.08
VD 0531	Hyacinth bean (dry) (<i>Lablab spp.</i>), raw	RAC	0.02	NC	-	NC	-	NC	-	NC	-	NC	-
VD 0533	Lentil, dry, raw (<i>Ervum lens</i>)	RAC	0.16	0.67	0.11	7.26	1.16	0.37	0.06	0.10	0.02	NC	-
VD 0537	Pigeon pea dry, raw (<i>Cajanus cajan</i>)	RAC	0.16	1.14	0.18	0.10	0.02	NC	-	5.53	0.88	NC	-
VR 0494	Radish roots, raw	RAC	0.1	3.96	0.40	2.86	0.29	3.30	0.33	2.67	0.27	5.34	0.53
VR 0589	Potato, raw (incl flour, incl frozen, incl starch, incl tapioca)	RAC	0.01	23.96	0.24	13.56	0.14	213.41	2.13	104.35	1.04	8.56	0.09
VS 0624	Celery	RAC	0.45	3.66	1.65	2.65	1.19	4.84	2.18	2.47	1.11	4.94	2.22
GC 0654	Wheat, raw (incl bulgur, incl fermented beverages, incl germ, incl wholemeal bread, incl white flour products, incl white bread)	RAC	0.01	57.20	0.57	110.47	1.10	272.62	2.73	25.82	0.26	132.04	1.32
TN 0660	Almonds, nutmeat	RAC	0.01	0.10	0.00	0.10	0.00	0.61	0.01	0.10	0.00	NC	-
TN 0672	Pecan nuts, nutmeat	RAC	0.01	0.15	0.00	0.22	0.00	0.31	0.00	0.10	0.00	0.10	0.00
SO 0495	Rape seed, raw	RAC	0.04	NC	-	0.10	0.00	NC	-	NC	-	NC	-
OR 0495	Rape seed oil, edible	PP	0.004	0.10	0.00	0.10	0.00	4.62	0.02	0.10	0.00	NC	-
SO 0691	Cotton seed, raw	RAC	0.06	NC	-	NC	-	NC	-	NC	-	NC	-
OR 0691	Cotton seed oil, edible	PP	0.02	1.28	0.03	0.10	0.00	0.45	0.01	0.42	0.01	0.15	0.00
HH 0738	Mints, raw	RAC	1.92	NC	-	NC	-	NC	-	NC	-	NC	-
DH 1100	Hops, dry	RAC	1.98	NC	-	NC	-	0.10	0.20	NC	-	NC	-
MM 0095	MEAT FROM MAMMALS other than marine mammals, raw (incl prepared meat) -80% as muscle	RAC	0.06	23.34	1.40	40.71	2.44	97.15	5.83	18.06	1.08	57.71	3.46
MM 0095	MEAT FROM MAMMALS other than marine mammals, raw (incl prepared meat) - 20% as fat	RAC	0.02	5.84	0.12	10.18	0.20	24.29	0.49	4.52	0.09	14.43	0.29
MF 0100	Mammalian fats, raw, excl milk fats (incl rendered fats)	RAC	0.02	1.05	0.02	1.14	0.02	18.69	0.37	0.94	0.02	3.12	0.06
MO 0105	Edible offal (mammalian), raw	RAC	0.1	4.64	0.46	1.97	0.20	10.01	1.00	3.27	0.33	3.98	0.40
ML 0106	Milks, raw or skimmed (incl dairy products)	RAC	0.05	108.75	5.44	70.31	3.52	436.11	21.81	61.55	3.08	79.09	3.95
PM 0110	Poultry meat, raw (incl prepared)	RAC	0.04	3.92	0.16	12.03	0.48	57.07	2.28	5.03	0.20	55.56	2.22
PF 0111	Poultry fat, raw (incl rendered)	RAC	0.04	NC	-	NC	-	0.32	0.01	NC	-	NC	-
PO 0111	Poultry edible offal, raw (incl prepared)	RAC	0.04	0.10	0.00	0.70	0.03	0.97	0.04	0.10	0.00	NC	-
PE 0112	Eggs, raw, (incl dried)	RAC	0.06	3.84	0.23	4.41	0.26	27.25	1.64	1.13	0.07	7.39	0.44
Total intake (µg/person)=				45.0		31.1		97.8		40.8		27.4	
Bodyweight per region (kg bw) =				60		60		60		60		60	
ADI (µg/person)=				4200		4200		4200		4200		4200	
%ADI=				1.1%		0.7%		2.3%		1.0%		0.7%	
Rounded %ADI=				1%		1%		2%		1%		1%	

Annex 3

522

FLUOPYRAM (243)			International Estimated Daily Intake (IEDI)						ADI = 0–0.01 mg/kg bw						
Codex Code	Commodity description	Expr as	STMR mg/kg	Diets as g/person/day				Intake as µg/person/day							
				G01 diet	G01 intake	G02 diet	G02 intake	G03 diet	G03 intake	G04 diet	G04 intake	G05 diet	G05 intake	G06 diet	G06 intake
FC 0002	Lemons and limes, raw (incl lemon juice) (incl kumquat commodities)	RAC	0.325	4.82	1.57	2.45	0.80	3.93	1.28	25.44	8.27	8.74	2.84	16.23	5.27
FC 0003	Mandarins, raw (incl mandarin juice)	RAC	0.15	6.18	0.93	3.66	0.55	0.25	0.04	6.82	1.02	3.49	0.52	19.38	2.91
FC 0004	Oranges, sweet, sour, raw	RAC	0.15	20.66	3.10	5.23	0.78	11.90	1.79	37.90	5.69	21.16	3.17	56.46	8.47
JF 0004	Oranges, juice (single strength, incl. concentrated)	PP	0.0015	1.27	0.00	2.20	0.00	0.10	0.00	11.81	0.02	0.46	0.00	1.69	0.00
FC 0005	Pummelo and grapefruits, raw (incl grapefruit juice)	RAC	0.14	0.66	0.09	0.69	0.10	0.96	0.13	10.20	1.43	1.25	0.18	2.97	0.42
FP 0226	Apple, raw	RAC	0.135	13.39	1.81	26.46	3.57	0.52	0.07	16.07	2.17	6.37	0.86	47.79	6.45
JF 0226	Apple juice, single strength (incl. concentrated)	PP	0.01	0.32	0.00	3.07	0.03	0.10	0.00	5.00	0.05	0.29	0.00	5.57	0.06
-	Cider (i.e. fermented apple juice)	PP	0.135	0.10	0.01	0.12	0.02	10.66	1.44	0.15	0.02	0.10	0.01	0.10	0.01
FP 0227	Crab-apple, raw	RAC	0.135	NC	-	NC	-	NC	-	NC	-	NC	-	NC	-
FP 0228	Loquat, raw (incl processed)	RAC	0.135	0.59	0.08	0.36	0.05	0.46	0.06	1.88	0.25	NC	-	1.15	0.16
FP 0229	Medlar, raw (incl processed)	RAC	0.135	0.47	0.06	0.29	0.04	0.36	0.05	1.49	0.20	NC	-	0.92	0.12
FP 0230	Pear, raw	RAC	0.135	2.16	0.29	6.24	0.84	0.10	0.01	4.07	0.55	1.16	0.16	5.34	0.72
FP 0307	Persimmon, Japanese, raw	RAC	0.135	1.91	0.26	0.10	0.01	1.94	0.26	1.96	0.26	NC	-	0.25	0.03
FP 0231	Quince, raw	RAC	0.135	0.73	0.10	0.54	0.07	0.10	0.01	0.10	0.01	0.10	0.01	1.31	0.18
FS 0013	Cherries, raw	RAC	0.57	0.92	0.52	9.15	5.22	0.10	0.06	0.61	0.35	0.10	0.06	6.64	3.78
FS 0014	Plums, raw (incl Chinese jujube)	RAC	0.13	2.40	0.31	8.60	1.12	0.10	0.01	2.52	0.33	0.58	0.08	4.16	0.54
DF 0014	Plum, dried (prunes)	PP	0.14	0.10	0.01	0.10	0.01	0.10	0.01	0.18	0.03	0.10	0.01	0.10	0.01
FS 2001	Peaches, nectarines, apricots, raw (incl dried apricots)	RAC	0.22	8.01	1.76	5.87	1.29	0.18	0.04	8.19	1.80	1.64	0.36	22.46	4.94
FB 2005	Caneberries, raw	RAC	0.83	0.42	0.35	1.05	0.87	0.10	0.08	0.10	0.08	0.10	0.08	1.24	1.03
FB 2006	Bush berries, raw (including processed) (i.e. blueberries, currants, gooseberries, rose hips)	RAC	1.15	0.53	0.61	1.31	1.51	0.40	0.46	1.66	1.91	0.10	0.12	0.99	1.14
FB 0269	Grape, raw	RAC	0.58	12.68	7.35	9.12	5.29	0.10	0.06	16.88	9.79	3.70	2.15	54.42	31.56
DF 0269	Grape, dried (= currants, raisins and sultanas)	PP	1.68	0.51	0.86	0.51	0.86	0.10	0.17	1.27	2.13	0.12	0.20	2.07	3.48
JF 0269	Grape juice	PP	0.012	0.14	0.00	0.29	0.00	0.10	0.00	0.30	0.00	0.24	0.00	0.10	0.00
-	Grape wine (incl vermouths)	PP	0.1	0.67	0.07	12.53	1.25	2.01	0.20	1.21	0.12	3.53	0.35	4.01	0.40
FB 0275	Strawberry, raw	RAC	0.025	0.70	0.02	2.01	0.05	0.10	0.00	1.36	0.03	0.37	0.01	2.53	0.06
FI 0327	Banana, raw (incl plantains) (incl dried)	RAC	0.175	5.06	0.89	6.91	1.21	37.17	6.50	31.16	5.45	40.21	7.04	18.96	3.32
FI 0345	Mango, raw (incl canned mango, incl mango juice)	RAC	0.02	10.48	0.21	0.10	0.00	7.24	0.14	6.87	0.14	19.98	0.40	6.25	0.13
VA 0381	Garlic, raw	RAC	0.01	2.29	0.02	5.78	0.06	0.11	0.00	3.69	0.04	1.65	0.02	3.91	0.04
VA 0384	Leek, raw	RAC	0.01	0.18	0.00	1.59	0.02	0.10	0.00	0.28	0.00	0.10	0.00	3.21	0.03
-	Onions, mature bulbs, dry	RAC	0.01	29.36	0.29	37.50	0.38	3.56	0.04	34.78	0.35	18.81	0.19	43.38	0.43
-	Onions, green, raw	RAC	5.1	2.45	12.50	1.49	7.60	1.02	5.20	2.60	13.26	0.60	3.06	2.03	10.35
VB 0041	Cabbages, head, raw	RAC	0.01	2.73	0.03	27.92	0.28	0.55	0.01	4.47	0.04	4.27	0.04	10.25	0.10
VB 0400	Broccoli, raw	RAC	0.05	0.88	0.04	0.17	0.01	0.10	0.01	1.25	0.06	3.00	0.15	1.09	0.05
VB 0402	Brussels sprouts, raw	RAC	0.06	0.63	0.04	6.41	0.38	0.13	0.01	1.03	0.06	NC	-	2.35	0.14
VB 0404	Cauliflower, raw	RAC	0.01	1.65	0.02	0.32	0.00	0.10	0.00	2.33	0.02	4.79	0.05	2.03	0.02
VC 0424	Cucumber, raw	RAC	0.11	8.01	0.88	30.66	3.37	1.45	0.16	19.84	2.18	0.27	0.03	34.92	3.84

Annex 3

FLUOPYRAM (243)

International Estimated Daily Intake (IEDI)

ADI = 0–0.01 mg/kg bw

Codex Code	Commodity description	Expr as	STMR mg/kg	Diets as g/person/day				Intake as µg/person/day							
				G01 diet	G01 intake	G02 diet	G02 intake	G03 diet	G03 intake	G04 diet	G04 intake	G05 diet	G05 intake	G06 diet	G06 intake
VO 0444	Peppers, chili, raw (incl dried)	RAC	0.14	6.93	0.97	10.97	1.54	8.83	1.24	9.13	1.28	6.65	0.93	20.01	2.80
VO 0444	Peppers, chili, raw	RAC	0.085	3.99	0.34	7.30	0.62	2.93	0.25	5.62	0.48	NC	-	17.44	1.48
-	Peppers, chili, dried	PP	1.4	0.42	0.59	0.53	0.74	0.84	1.18	0.50	0.70	0.95	1.33	0.37	0.52
VO 0445	Peppers, sweet, raw	RAC	0.14	1.43	0.20	2.61	0.37	1.05	0.15	2.01	0.28	2.59	0.36	6.24	0.87
VO 0447	Sweet corn on the cob, raw (incl frozen, incl canned) (i.e. kernels plus cob without husks)	RAC	0.01	0.14	0.00	0.94	0.01	5.70	0.06	2.61	0.03	1.94	0.02	0.22	0.00
VO 0448	Tomato, raw	RAC	0.11	41.73	4.59	75.65	8.32	10.66	1.17	82.87	9.12	24.75	2.72	200.93	22.10
-	Tomato, canned (& peeled)	PP	0.023	0.20	0.00	0.31	0.01	0.10	0.00	1.11	0.03	0.11	0.00	1.50	0.03
-	Tomato, paste (i.e. concentrated tomato sauce/puree)	PP	0.051	2.34	0.12	1.33	0.07	1.57	0.08	4.24	0.22	0.34	0.02	2.83	0.14
JF 0448	Tomato, juice (single strength, incl concentrated)	PP	0.04	0.29	0.01	0.29	0.01	0.10	0.00	0.38	0.02	0.10	0.00	0.14	0.01
VL 0469	Chicory leaves (sugar loaf), raw	RAC	0.02	NC	-	NC	-	NC	-	NC	-	NC	-	NC	-
VL 0482	Lettuce, head, raw	RAC	2.2	NC	-	NC	-	NC	-	NC	-	NC	-	NC	-
VL 0483	Lettuce, leaf, raw	RAC	2.2	0.53	1.17	0.36	0.79	0.16	0.35	6.21	13.66	1.90	4.18	6.05	13.31
VP 0061	Beans, green, with pods, raw: beans except broad bean & soya bean (i.e. immature seeds + pods) (Phaseolus spp)	RAC	0.2	0.68	0.14	NC	-	NC	-	0.39	0.08	0.22	0.04	0.49	0.10
VP 0062	Beans, green, without pods, raw: beans except broad bean & soya bean (i.e. immature seeds only) (Phaseolus spp.)	RAC	0.03	1.56	0.05	0.60	0.02	0.49	0.01	1.18	0.04	0.90	0.03	7.79	0.23
VP 0064	Peas, green, without pods, raw (i.e. immature seeds only) (Pisum spp)	RAC	0.03	1.97	0.06	0.51	0.02	0.10	0.00	0.79	0.02	3.68	0.11	3.80	0.11
VD 0072	Peas, dry, raw (Pisum spp, Vigna spp): garden peas & field peas & cow peas	RAC	0.058	1.67	0.10	3.22	0.19	2.66	0.15	1.51	0.09	2.91	0.17	0.24	0.01
VD 0520	Bambara beans, dry, raw (Voandzeia subterranea)	RAC	0.014	NC	-	NC	-	0.20	0.00	NC	-	NC	-	NC	-
VD 0523	Broad bean, dry, raw (incl horse-bean, broad bean, field bean) (Vicia faba)	RAC	0.014	1.27	0.02	0.10	0.00	0.12	0.00	2.49	0.03	0.23	0.00	5.54	0.08
VD 0524	Chick-pea, dry, raw (Cicer arietinum)	RAC	0.014	5.34	0.07	0.13	0.00	0.10	0.00	4.69	0.07	7.24	0.10	5.52	0.08
VD 0531	Hyacinth bean (dry) (Lablab spp), raw	RAC	0.014	NC	-	NC	-	NC	-	NC	-	NC	-	NC	-
VD 0533	Lentil, dry, raw (Ervmum lens)	RAC	0.014	2.12	0.03	0.10	0.00	0.10	0.00	3.21	0.04	1.60	0.02	4.90	0.07
VD 0537	Pigeon pea dry, raw (Cajanus cajan)	RAC	0.014	NC	-	NC	-	0.10	0.00	0.10	0.00	3.38	0.05	NC	-
VD 0541	Soya bean, dry, raw (Glycine soja)	RAC	0.0205	0.58	0.01	0.10	0.00	0.37	0.01	0.10	0.00	1.65	0.03	0.30	0.01
-	Soya paste (i.e. miso)	PP	0.0205	NC	-	NC	-	NC	-	NC	-	NC	-	NC	-
-	Soya curd (i.e. tofu)	PP	0.0205	NC	-	NC	-	NC	-	NC	-	NC	-	NC	-
OR 0541	Soya oil, refined	PP	0.00041	12.99	0.01	10.43	0.00	3.63	0.00	13.10	0.01	10.70	0.00	13.10	0.01
-	Soya sauce	PP	0.0205	0.10	0.00	0.10	0.00	0.10	0.00	0.34	0.01	0.10	0.00	0.10	0.00
-	Soya flour	PP	0.00082	0.10	0.00	0.86	0.00	0.10	0.00	1.02	0.00	0.10	0.00	0.15	0.00
-	Pulses, NES, dry, raw: lablab or hyacinth bean, jack or sword bean, winged bean, guar bean, velvet bean, yam bean (Dolichos spp., Canavalia spp., Psophocarpus tetragonolobus, Cyamopsis	RAC	0.01	1.70	0.02	0.10	0.00	3.00	0.03	1.80	0.02	1.64	0.02	1.33	0.01

Annex 3

524

FLUOPYRAM (243)

International Estimated Daily Intake (IEDI)

ADI = 0–0.01 mg/kg bw

Codex Code	Commodity description	Expr as	STMR mg/kg	Diets as g/person/day				Intake as µg/person/day							
				G01 diet	G01 intake	G02 diet	G02 intake	G03 diet	G03 intake	G04 diet	G04 intake	G05 diet	G05 intake	G06 diet	G06 intake
	tetragonoloba, Stizolobium spp., Pachyrrhizus erosus)														
VR 0577	Carrots, raw	RAC	0.09	9.51	0.86	30.78	2.77	0.37	0.03	8.75	0.79	2.80	0.25	6.10	0.55
VR 0589	Potato, raw	RAC	0.021	59.07	1.24	313.97	6.59	9.23	0.19	48.16	1.01	52.38	1.10	117.43	2.47
VR 0596	Sugar beet, raw	RAC	0.01	NC	-	NC	-	NC	-	NC	-	0.10	0.00	NC	-
-	Sugar beet, sugar	PP	0.01	0.10	0.00	NC	-	0.10	0.00	0.10	0.00	0.10	0.00	12.63	0.13
VS 0620	Artichoke globe	RAC	0.13	0.69	0.09	0.10	0.01	0.10	0.01	0.32	0.04	0.26	0.03	1.21	0.16
VS 0621	Asparagus	RAC	0	0.10	0.00	0.10	0.00	0.10	0.00	0.10	0.00	0.10	0.00	0.21	0.00
GC 0640	Barley, raw (incl malt extract, incl pot&pearled, incl flour & grits, incl beer, incl malt)	RAC	0.017	19.91	0.34	31.16	0.53	5.04	0.09	3.10	0.05	9.77	0.17	4.31	0.07
GC 0645	Maize, raw	RAC	0.01	0.62	0.01	NC	-	0.55	0.01	NC	-	1.24	0.01	12.33	0.12
GC 0656	Popcorn (i.e. maize used for preparation of popcorn)	RAC	0.01	-	-	-	-	-	-	-	-	-	-	-	-
CF 1255	Maize, flour (white flour and wholemeal flour)	PP	0.0085	22.72	0.19	35.61	0.30	87.27	0.74	34.92	0.30	46.71	0.40	49.12	0.42
-	Maize starch	PP	0.0036	0.10	0.00	NC	-	0.10	0.00	2.29	0.01	0.10	0.00	0.11	0.00
OR 0645	Maize oil	PP	0.0058	0.96	0.01	0.85	0.00	0.29	0.00	5.42	0.03	0.42	0.00	2.10	0.01
GC 0647	Oats, raw (incl rolled)	RAC	0.017	0.10	0.00	7.05	0.12	0.10	0.00	1.71	0.03	0.96	0.02	0.10	0.00
CM 0649 (GC 0649)	Rice, husked, dry (incl paddy rice)	REP	0.178	1.17	0.21	1.30	0.23	31.05	5.53	4.79	0.85	0.25	0.04	2.16	0.38
CM 1205	Rice polished, dry	PP	0.0676	34.21	2.31	10.39	0.70	41.72	2.82	82.38	5.57	150.24	10.16	70.47	4.76
GC 0650	Rye, raw (incl flour)	RAC	0.19	0.13	0.02	19.38	3.68	0.10	0.02	0.12	0.02	0.10	0.02	2.15	0.41
GC 0653	Triticale, raw (incl flour)	RAC	0.19	NC	-	NC	-	NC	-	0.10	0.02	0.39	0.07	NC	-
GC 0654	Wheat, raw (incl meslin)	RAC	0.19	0.10	0.02	1.12	0.21	NC	-	0.10	0.02	0.56	0.11	NC	-
CF 1210	Wheat, germ	PP	0.19	NC	-	NC	-	0.10	0.02	0.10	0.02	0.14	0.03	0.10	0.02
CF 0654	Wheat, bran	PP	0.51	NC	-	NC	-	NC	-	NC	-	NC	-	NC	-
CF 1212	Wheat, wholemeal flour	PP	0.19	NC	-	NC	-	NC	-	NC	-	NC	-	NC	-
CP 1212	Wheat, wholemeal bread	PP	0.19	0.10	0.02	0.10	0.02	0.10	0.02	0.10	0.02	0.10	0.02	0.10	0.02
CP 1211	Wheat, white bread	PP	0.19	0.25	0.05	0.63	0.12	0.12	0.02	0.43	0.08	1.39	0.26	0.22	0.04
-	Wheat, Fermented Beverages (Korean jakju and takju)	PP	0.19	NC	-	NC	-	NC	-	NC	-	NC	-	NC	-
CF 1211	Wheat, white flour (incl white flour products: starch, gluten, macaroni, pastry)	PP	0.023	301.49	6.93	269.27	6.19	30.33	0.70	222.94	5.13	136.12	3.13	343.34	7.90
TN 0085	Tree nuts, raw (incl processed)	RAC	0.01	4.06	0.04	3.27	0.03	7.01	0.07	13.93	0.14	14.01	0.14	9.36	0.09
SO 0495	Rape seed, raw	RAC	0.33	0.10	0.03	NC	-	NC	-	0.10	0.03	0.75	0.25	0.10	0.03
OR 0495	Rape seed oil, edible	PP	0.23	0.35	0.08	0.44	0.10	0.19	0.04	0.97	0.22	3.28	0.75	0.77	0.18
SO 0691	Cotton seed, raw	RAC	0.0585	NC	-	NC	-	NC	-	NC	-	NC	-	NC	-
OR 0691	Cotton seed oil, edible	PP	0.000585	3.22	0.00	1.54	0.00	1.01	0.00	0.74	0.00	1.12	0.00	2.93	0.00
SO 0697	Peanuts, nutmeat, raw	RAC	0.01	0.40	0.00	1.01	0.01	6.60	0.07	1.47	0.01	1.17	0.01	1.82	0.02
OR 0697	Peanut oil, edible	PP	0.00033	0.36	0.00	0.10	0.00	2.57	0.00	0.10	0.00	2.29	0.00	0.36	0.00
-	Peanut butter	PP	0.0073	0.10	0.00	0.10	0.00	0.10	0.00	0.19	0.00	0.10	0.00	0.10	0.00
SO 0702	Sunflower seed, raw	RAC	0.066	0.10	0.01	0.33	0.02	0.10	0.01	0.24	0.02	0.10	0.01	0.10	0.01

Annex 3

FLUOPYRAM (243)

International Estimated Daily Intake (IEDI)

ADI = 0–0.01 mg/kg bw

Codex Code	Commodity description	Expr as	STM mg/kg	Diets as g/person/day				Intake as µg/person/day																			
				G01 diet	G01 intake	G02 diet	G02 intake	G03 diet	G03 intake	G04 diet	G04 intake	G05 diet	G05 intake	G06 diet	G06 intake												
OR 0702	Sunflower seed oil, edible	PP	0.00066	2.97	0.00	14.42	0.01	0.43	0.00	3.46	0.00	2.20	0.00	5.53	0.00												
HH 0723	Bay leaves, raw	RAC	19	NC	-	NC	-	NC	-	NC	-	NC	-	NC	-												
HS 0730	Dill, seed	RAC	23.5	NC	-	NC	-	NC	-	NC	-	NC	-	NC	-												
DH 1100	Hops, dry	RAC	10.35	0.10	1.04	0.10	1.04	0.10	1.04	0.10	1.04	NC	-	0.10	1.04												
MM 0095	MEAT FROM MAMMALS other than marine mammals, raw (incl prepared meat) -80% as muscle	RAC	0.51	24.96	12.73	57.95	29.56	16.70	8.52	38.38	19.58	26.46	13.50	29.00	14.79												
MM 0095	MEAT FROM MAMMALS other than marine mammals, raw (incl prepared meat) - 20% as fat	RAC	0.67	6.24	4.18	14.49	9.71	4.18	2.80	9.60	6.43	6.62	4.43	7.25	4.86												
MF 0100	Mammalian fats, raw, excl milk fats (incl rendered fats)	RAC	0.67	3.29	2.20	6.14	4.11	0.82	0.55	1.57	1.05	2.23	1.49	1.07	0.72												
MO 0105	Edible offal (mammalian), raw	RAC	3.8	4.79	18.20	9.68	36.78	2.97	11.29	5.49	20.86	3.84	14.59	5.03	19.11												
ML 0106	Milks, raw or skimmed (incl dairy products)	RAC	0.48	289.65	139.03	485.88	233.22	26.92	12.92	239.03	114.73	199.91	95.96	180.53	86.65												
PM 0110	Poultry meat, raw (incl prepared) - 90% as muscle	RAC	0.19	13.17	2.50	26.78	5.09	7.24	1.37	116.71	22.18	22.54	4.28	32.09	6.10												
PM 0110	Poultry meat, raw (incl prepared) - 10% as fat	RAC	0.28	1.46	0.41	2.98	0.83	0.80	0.23	12.97	3.63	2.50	0.70	3.57	1.00												
PF 0111	Poultry fat, raw (incl rendered)	RAC	0.28	0.10	0.03	0.10	0.03	NC	-	0.10	0.03	0.10	0.03	0.10	0.03												
PO 0111	Poultry edible offal, raw (incl prepared)	RAC	0.88	0.12	0.11	0.12	0.11	0.11	0.10	5.37	4.73	0.24	0.21	0.10	0.09												
PE 0112	Eggs, raw, (incl dried)	RAC	0.46	7.84	3.61	23.08	10.62	2.88	1.32	14.89	6.85	9.81	4.51	14.83	6.82												
Total intake (µg/person)=				240.1				403.1				73.5				299.9				189.0				291.2			
Bodyweight per region (kg bw) =				60				60				60				60				60							
ADI (µg/person)=				600				600				600				600				600							
%ADI=				40.0%				67.2%				12.3%				50.0%				31.5%				48.5%			
Rounded %ADI=				40%				70%				10%				50%				30%				50%			

Annex 3

526

FLUOPYRAM (243)		International Estimated Daily Intake (IEDI)										ADI = 0–0.01 mg/kg bw			
Codex Code	Commodity description	Expr as	STMR mg/kg	Diets as g/person/day				Intake as µg/person/day							
				G07 diet	G07 intake	G08 diet	G08 intake	G09 diet	G09 intake	G10 diet	G10 intake	G11 diet	G11 intake	G12 diet	G12 intake
FC 0002	Lemons and limes, raw (incl lemon juice) (incl kumquat commodities)	RAC	0.325	10.12	3.29	15.69	5.10	2.88	0.94	12.30	4.00	22.32	7.25	6.59	2.14
FC 0003	Mandarins, raw (incl mandarin juice)	RAC	0.15	12.42	1.86	14.99	2.25	16.08	2.41	10.78	1.62	9.94	1.49	NC	-
FC 0004	Oranges, sweet, sour, raw	RAC	0.15	15.68	2.35	24.00	3.60	6.80	1.02	29.09	4.36	15.39	2.31	160.47	24.07
JF 0004	Oranges, juice (single strength, incl. concentrated)	PP	0.0015	33.31	0.05	1.78	0.00	0.28	0.00	18.97	0.03	14.01	0.02	13.36	0.02
FC 0005	Pummelo and grapefruits, raw (incl grapefruit juice)	RAC	0.14	8.21	1.15	4.60	0.64	0.64	0.09	5.85	0.82	19.98	2.80	368.86	51.64
FP 0226	Apple, raw	RAC	0.135	27.44	3.70	49.21	6.64	21.57	2.91	31.09	4.20	51.60	6.97	1.77	0.24
JF 0226	Apple juice, single strength (incl. concentrated)	PP	0.01	14.88	0.15	11.98	0.12	0.15	0.00	9.98	0.10	30.32	0.30	3.47	0.03
-	Cider (i.e. fermented apple juice)	PP	0.135	10.05	1.36	5.34	0.72	3.72	0.50	0.36	0.05	0.25	0.03	0.93	0.13
FP 0227	Crab-apple, raw	RAC	0.135	NC	-	NC	-	NC	-	NC	-	NC	-	NC	-
FP 0228	Loquat, raw (incl processed)	RAC	0.135	0.96	0.13	NC	-	NC	-	3.92	0.53	NC	-	2.49	0.34
FP 0229	Medlar, raw (incl processed)	RAC	0.135	NC	-	NC	-	NC	-	NC	-	NC	-	1.98	0.27
FP 0230	Pear, raw	RAC	0.135	8.79	1.19	8.44	1.14	12.37	1.67	9.60	1.30	10.27	1.39	0.23	0.03
FP 0307	Persimmon, Japanese, raw	RAC	0.135	0.10	0.01	0.30	0.04	3.59	0.48	0.15	0.02	0.10	0.01	NC	-
FP 0231	Quince, raw	RAC	0.135	0.19	0.03	0.18	0.02	0.11	0.01	0.10	0.01	0.28	0.04	NC	-
FS 0013	Cherries, raw	RAC	0.57	1.40	0.80	4.21	2.40	0.10	0.06	2.93	1.67	1.50	0.86	NC	-
FS 0014	Plums, raw (incl Chinese jujube)	RAC	0.13	3.75	0.49	3.33	0.43	5.94	0.77	2.64	0.34	2.50	0.33	0.10	0.01
DF 0014	Plum, dried (prunes)	PP	0.14	0.61	0.09	0.35	0.05	0.10	0.01	0.35	0.05	0.49	0.07	0.13	0.02
FS 2001	Peaches, nectarines, apricots, raw (incl dried apricots)	RAC	0.22	13.03	2.87	16.29	3.58	8.29	1.82	12.95	2.85	5.35	1.18	0.10	0.02
FB 2005	Caneberries, raw	RAC	0.83	0.56	0.46	1.43	1.19	0.14	0.12	1.23	1.02	1.14	0.95	0.10	0.08
FB 2006	Bush berries, raw (including processed) (i.e. blueberries, currants, gooseberries, rose hips)	RAC	1.15	1.31	1.51	5.50	6.33	0.10	0.12	2.57	2.96	0.82	0.94	2.15	2.47
FB 0269	Grape, raw	RAC	0.58	6.33	3.67	11.22	6.51	5.21	3.02	9.38	5.44	4.55	2.64	0.78	0.45
DF 0269	Grape, dried (= currants, raisins and sultanas)	PP	1.68	3.09	5.19	1.51	2.54	0.10	0.17	1.38	2.32	4.26	7.16	0.42	0.71
JF 0269	Grape juice	PP	0.012	0.56	0.01	1.96	0.02	0.10	0.00	2.24	0.03	2.27	0.03	0.34	0.00
-	Grape wine (incl vermouths)	PP	0.1	88.93	8.89	62.41	6.24	1.84	0.18	25.07	2.51	61.17	6.12	5.84	0.58
FB 0275	Strawberry, raw	RAC	0.025	4.49	0.11	5.66	0.14	0.10	0.00	6.63	0.17	5.75	0.14	0.10	0.00
FI 0327	Banana, raw (incl plantains) (incl dried)	RAC	0.175	25.14	4.40	23.37	4.09	23.06	4.04	23.40	4.10	18.44	3.23	39.29	6.88
FI 0345	Mango, raw (incl canned mango, incl mango juice)	RAC	0.02	1.80	0.04	0.63	0.01	10.05	0.20	1.07	0.02	3.52	0.07	16.44	0.33
VA 0381	Garlic, raw	RAC	0.01	0.98	0.01	1.49	0.01	12.88	0.13	3.74	0.04	2.05	0.02	1.14	0.01
VA 0384	Leek, raw	RAC	0.01	4.01	0.04	4.41	0.04	0.72	0.01	0.54	0.01	16.41	0.16	0.10	0.00
-	Onions, mature bulbs, dry	RAC	0.01	19.69	0.20	29.83	0.30	24.64	0.25	31.35	0.31	9.72	0.10	12.59	0.13
-	Onions, green, raw	RAC	5.1	1.55	7.91	0.74	3.77	1.05	5.36	3.74	19.07	0.94	4.79	6.45	32.90
VB 0041	Cabbages, head, raw	RAC	0.01	8.97	0.09	27.12	0.27	1.44	0.01	24.96	0.25	4.55	0.05	11.23	0.11
VB 0400	Broccoli, raw	RAC	0.05	4.24	0.21	1.76	0.09	NC	-	0.51	0.03	3.79	0.19	0.26	0.01
VB 0402	Brussels sprouts, raw	RAC	0.06	2.24	0.13	2.67	0.16	6.23	0.37	0.32	0.02	4.19	0.25	2.58	0.15
VB 0404	Cauliflower, raw	RAC	0.01	5.27	0.05	5.01	0.05	NC	-	2.70	0.03	5.57	0.06	0.49	0.00

Annex 3

FLUOPYRAM (243)

International Estimated Daily Intake (IEDI)

ADI = 0–0.01 mg/kg bw

Codex Code	Commodity description	Expr as	STMR mg/kg	Diets as g/person/day				Intake as µg/person/day							
				G07 diet	G07 intake	G08 diet	G08 intake	G09 diet	G09 intake	G10 diet	G10 intake	G11 diet	G11 intake	G12 diet	G12 intake
VC 0424	Cucumber, raw	RAC	0.11	6.72	0.74	11.03	1.21	32.10	3.53	15.10	1.66	4.05	0.45	9.57	1.05
VO 0444	Peppers, chili, raw (incl dried)	RAC	0.14	6.36	0.89	15.46	2.16	10.74	1.50	7.28	1.02	8.21	1.15	3.58	0.50
VO 0444	Peppers, chili, raw	RAC	0.085	5.57	0.47	14.00	1.19	8.25	0.70	5.77	0.49	6.44	0.55	2.53	0.22
-	Peppers, chili, dried	PP	1.4	0.11	0.15	0.21	0.29	0.36	0.50	0.21	0.29	0.25	0.35	0.15	0.21
VO 0445	Peppers, sweet, raw	RAC	0.14	NC	-	NC	-	8.25	1.16	3.03	0.42	NC	-	0.91	0.13
VO 0447	Sweet corn on the cob, raw (incl frozen, incl canned) (i.e. kernels plus cob without husks)	RAC	0.01	11.43	0.11	3.71	0.04	0.74	0.01	13.63	0.14	3.07	0.03	1.50	0.02
VO 0448	Tomato, raw	RAC	0.11	32.13	3.53	51.27	5.64	34.92	3.84	73.37	8.07	15.15	1.67	8.88	0.98
-	Tomato, canned (& peeled)	PP	0.023	7.57	0.17	2.66	0.06	0.30	0.01	0.97	0.02	7.31	0.17	0.41	0.01
-	Tomato, paste (i.e. concentrated tomato sauce/puree)	PP	0.051	4.96	0.25	3.20	0.16	0.15	0.01	1.61	0.08	6.88	0.35	0.52	0.03
JF 0448	Tomato, juice (single strength, incl concentrated)	PP	0.04	0.80	0.03	0.10	0.00	0.10	0.00	0.61	0.02	0.40	0.02	0.10	0.00
VL 0469	Chicory leaves (sugar loaf), raw	RAC	0.02	NC	-	NC	-	NC	-	NC	-	NC	-	NC	-
VL 0482	Lettuce, head, raw	RAC	2.2	NC	-	NC	-	NC	-	NC	-	NC	-	NC	-
VL 0483	Lettuce, leaf, raw	RAC	2.2	14.50	31.90	11.76	25.87	13.14	28.91	19.50	42.90	4.81	10.58	2.23	4.91
VP 0061	Beans, green, with pods, raw: beans except broad bean & soya bean (i.e. immature seeds + pods) (Phaseolus spp)	RAC	0.2	5.07	1.01	0.83	0.17	0.17	0.03	3.70	0.74	NC	-	NC	-
VP 0062	Beans, green, without pods, raw: beans except broad bean & soya bean (i.e. immature seeds only) (Phaseolus spp..)	RAC	0.03	2.21	0.07	5.25	0.16	4.17	0.13	1.61	0.05	16.95	0.51	0.17	0.01
VP 0064	Peas, green, without pods, raw (i.e. immature seeds only) (Pisum spp)	RAC	0.03	10.72	0.32	1.99	0.06	2.72	0.08	4.26	0.13	4.23	0.13	NC	-
VD 0072	Peas, dry, raw (Pisum spp, Vigna spp): garden peas & field peas & cow peas	RAC	0.058	3.80	0.22	1.25	0.07	1.06	0.06	2.33	0.14	2.70	0.16	3.83	0.22
VD 0520	Bambara beans, dry, raw (Voandzeia subterranea)	RAC	0.014	NC	-	NC	-	NC	-	NC	-	NC	-	NC	-
VD 0523	Broad bean, dry, raw (incl horse-bean, broad bean, field bean) (Vicia faba)	RAC	0.014	0.10	0.00	0.10	0.00	1.16	0.02	0.40	0.01	NC	-	0.10	0.00
VD 0524	Chick-pea, dry, raw (Cicer arietinum)	RAC	0.014	0.27	0.00	1.33	0.02	0.32	0.00	0.15	0.00	0.10	0.00	0.10	0.00
VD 0531	Hyacinth bean (dry) (Lablab spp), raw	RAC	0.014	NC	-	NC	-	NC	-	NC	-	NC	-	NC	-
VD 0533	Lentil, dry, raw (Ervum lens)	RAC	0.014	0.95	0.01	1.18	0.02	0.40	0.01	0.96	0.01	0.71	0.01	1.28	0.02
VD 0537	Pigeon pea dry, raw (Cajanus cajan)	RAC	0.014	NC	-	NC	-	0.20	0.00	NC	-	NC	-	NC	-
VD 0541	Soya bean, dry, raw (Glycine soja)	RAC	0.0205	0.10	0.00	0.33	0.01	6.64	0.14	3.94	0.08	NC	-	5.78	0.12
-	Soya paste (i.e. miso)	PP	0.0205	NC	-	NC	-	NC	-	1.87	0.04	NC	-	NC	-
-	Soya curd (i.e. tofu)	PP	0.0205	NC	-	NC	-	0.68	0.01	0.87	0.02	NC	-	NC	-
OR 0541	Soya oil, refined	PP	0.00041	19.06	0.01	21.06	0.01	5.94	0.00	33.78	0.01	40.05	0.02	13.39	0.01
-	Soya sauce	PP	0.0205	0.45	0.01	0.29	0.01	2.93	0.06	4.35	0.09	0.10	0.00	0.70	0.01
-	Soya flour	PP	0.00082	0.22	0.00	0.27	0.00	0.29	0.00	0.17	0.00	NC	-	NC	-
-	Pulses, NES, dry, raw: lablab or hyacinth bean, jack or sword bean, winged bean, guar bean, velvet bean, yam bean (Dolichos spp.,	RAC	0.01	0.10	0.00	NC	-	0.57	0.01	0.11	0.00	0.16	0.00	0.94	0.01

Annex 3

528

FLUOPYRAM (243)

International Estimated Daily Intake (IEDI)

ADI = 0–0.01 mg/kg bw

Codex Code	Commodity description	Expr as	STMR mg/kg	Diets as g/person/day				Intake as µg/person/day							
				G07 diet	G07 intake	G08 diet	G08 intake	G09 diet	G09 intake	G10 diet	G10 intake	G11 diet	G11 intake	G12 diet	G12 intake
	Canavalia spp., Psophocarpus tetragonolobus, Cyamopsis tetragonoloba, Stizolobium spp., Pachyrrhizus erosus)														
VR 0577	Carrots, raw	RAC	0.09	26.26	2.36	27.13	2.44	10.07	0.91	16.49	1.48	44.69	4.02	8.75	0.79
VR 0589	Potato, raw	RAC	0.021	202.90	4.26	215.82	4.53	69.98	1.47	166.61	3.50	214.41	4.50	25.32	0.53
VR 0596	Sugar beet, raw	RAC	0.01	0.10	0.00	NC	-	0.10	0.00	0.10	0.00	NC	-	NC	-
-	Sugar beet, sugar	PP	0.01	0.10	0.00	NC	-	0.10	0.00	NC	-	NC	-	NC	-
VS 0620	Artichoke globe	RAC	0.13	0.98	0.13	3.65	0.47	0.10	0.01	1.67	0.22	0.26	0.03	NC	-
VS 0621	Asparagus	RAC	0	0.84	0.00	2.08	0.00	7.11	0.00	1.01	0.00	1.69	0.00	0.10	0.00
GC 0640	Barley, raw (incl malt extract, incl pot&pearled, incl flour & grits, incl beer, incl malt)	RAC	0.017	36.18	0.62	53.45	0.91	9.39	0.16	35.25	0.60	46.68	0.79	15.92	0.27
GC 0645	Maize, raw	RAC	0.01	NC	-	NC	-	1.35	0.01	NC	-	NC	-	NC	-
GC 0656	Popcorn (i.e. maize used for preparation of popcorn)	RAC	0.01	-	-	-	-	-	-	-	-	-	-	-	-
CF 1255	Maize, flour (white flour and wholemeal flour)	PP	0.0085	14.27	0.12	12.86	0.11	19.71	0.17	12.55	0.11	4.21	0.04	52.30	0.44
-	Maize starch	PP	0.0036	NC	-	NC	-	0.19	0.00	7.13	0.03	NC	-	NC	-
OR 0645	Maize oil	PP	0.0058	0.90	0.01	0.47	0.00	0.15	0.00	3.01	0.02	1.86	0.01	0.36	0.00
GC 0647	Oats, raw (incl rolled)	RAC	0.017	7.50	0.13	6.26	0.11	0.15	0.00	4.87	0.08	3.16	0.05	2.98	0.05
CM 0649 (GC 0649)	Rice, husked, dry (incl paddy rice)	REP	0.178	2.43	0.43	1.62	0.29	0.42	0.07	1.06	0.19	NC	-	5.02	0.89
CM 1205	Rice polished, dry	PP	0.0676	13.38	0.90	10.80	0.73	262.08	17.72	57.16	3.86	12.83	0.87	62.78	4.24
GC 0650	Rye, raw (incl flour)	RAC	0.19	3.21	0.61	35.38	6.72	0.21	0.04	6.50	1.24	1.49	0.28	NC	-
GC 0653	Triticale, raw (incl flour)	RAC	0.19	0.10	0.02	0.17	0.03	0.29	0.06	0.10	0.02	NC	-	NC	-
GC 0654	Wheat, raw (incl meslin)	RAC	0.19	NC	-	NC	-	NC	-	0.10	0.02	NC	-	NC	-
CF 1210	Wheat, germ	PP	0.19	0.97	0.18	0.10	0.02	0.10	0.02	0.10	0.02	NC	-	0.10	0.02
CF 0654	Wheat, bran	PP	0.51	NC	-	NC	-	NC	-	NC	-	NC	-	NC	-
CF 1212	Wheat, wholemeal flour	PP	0.19	NC	-	NC	-	NC	-	NC	-	NC	-	NC	-
CP 1212	Wheat, wholemeal bread	PP	0.19	0.10	0.02	0.10	0.02	0.10	0.02	0.10	0.02	0.10	0.02	0.10	0.02
CP 1211	Wheat, white bread	PP	0.19	1.30	0.25	0.46	0.09	0.10	0.02	0.22	0.04	2.44	0.46	0.77	0.15
-	Wheat, Fermented Beverages (Korean jakju and takju)	PP	0.19	NC	-	NC	-	NC	-	4.36	0.83	NC	-	NC	-
CF 1211	Wheat, white flour (incl white flour products: starch, gluten, macaroni, pastry)	PP	0.023	199.38	4.59	193.50	4.45	106.30	2.44	185.31	4.26	171.11	3.94	132.37	3.04
TN 0085	Tree nuts, raw (incl processed)	RAC	0.01	8.52	0.09	8.94	0.09	15.09	0.15	9.60	0.10	14.57	0.15	26.26	0.26
SO 0495	Rape seed, raw	RAC	0.33	NC	-	NC	-	0.10	0.03	NC	-	NC	-	NC	-
OR 0495	Rape seed oil, edible	PP	0.23	12.52	2.88	7.63	1.75	3.00	0.69	6.01	1.38	NC	-	NC	-
SO 0691	Cotton seed, raw	RAC	0.0585	NC	-	NC	-	NC	-	NC	-	NC	-	NC	-
OR 0691	Cotton seed oil, edible	PP	0.000585	1.68	0.00	0.66	0.00	1.13	0.00	1.18	0.00	0.89	0.00	0.37	0.00
SO 0697	Peanuts, nutmeat, raw	RAC	0.01	2.39	0.02	2.05	0.02	5.25	0.05	4.39	0.04	1.30	0.01	0.62	0.01
OR 0697	Peanut oil, edible	PP	0.00033	1.02	0.00	0.23	0.00	1.81	0.00	0.42	0.00	5.23	0.00	0.10	0.00
-	Peanut butter	PP	0.0073	0.10	0.00	0.10	0.00	0.10	0.00	0.10	0.00	0.15	0.00	0.75	0.01

Annex 3

FLUOPYRAM (243)		International Estimated Daily Intake (IEDI)										ADI = 0–0.01 mg/kg bw			
Codex Code	Commodity description	Expr as	STMR mg/kg	Diets as g/person/day				Intake as µg/person/day							
				G07 diet	G07 intake	G08 diet	G08 intake	G09 diet	G09 intake	G10 diet	G10 intake	G11 diet	G11 intake	G12 diet	G12 intake
SO 0702	Sunflower seed, raw	RAC	0.066	0.10	0.01	1.32	0.09	0.10	0.01	1.17	0.08	NC	-	0.10	0.01
OR 0702	Sunflower seed oil, edible	PP	0.00066	9.50	0.01	11.37	0.01	0.49	0.00	5.15	0.00	2.63	0.00	2.80	0.00
HH 0723	Bay leaves, raw	RAC	19	NC	-	NC	-	NC	-	NC	-	NC	-	NC	-
HS 0730	Dill, seed	RAC	23.5	NC	-	NC	-	NC	-	NC	-	NC	-	NC	-
DH 1100	Hops, dry	RAC	10.35	NC	-	NC	-	0.10	1.04	0.10	1.04	NC	-	NC	-
MM 0095	MEAT FROM MAMMALS other than marine mammals, raw (incl prepared meat) -80% as muscle	RAC	0.51	112.02	57.13	120.71	61.56	63.46	32.36	88.99	45.39	96.24	49.08	41.02	20.92
MM 0095	MEAT FROM MAMMALS other than marine mammals, raw (incl prepared meat) - 20% as fat	RAC	0.67	28.01	18.76	30.18	20.22	15.86	10.63	22.25	14.91	24.06	16.12	10.25	6.87
MF 0100	Mammalian fats, raw, excl milk fats (incl rendered fats)	RAC	0.67	6.44	4.31	15.51	10.39	3.79	2.54	8.29	5.55	18.44	12.35	8.00	5.36
MO 0105	Edible offal (mammalian), raw	RAC	3.8	15.17	57.65	5.19	19.72	6.30	23.94	6.78	25.76	3.32	12.62	3.17	12.05
ML 0106	Milks, raw or skimmed (incl dairy products)	RAC	0.48	388.92	186.68	335.88	161.22	49.15	23.59	331.25	159.00	468.56	224.91	245.45	117.82
PM 0110	Poultry meat, raw (incl prepared) - 90% as muscle	RAC	0.19	66.38	12.61	48.47	9.21	21.58	4.10	78.41	14.90	48.04	9.13	76.01	14.44
PM 0110	Poultry meat, raw (incl prepared) - 10% as fat	RAC	0.28	7.38	2.07	5.39	1.51	2.40	0.67	8.71	2.44	5.34	1.49	8.45	2.36
PF 0111	Poultry fat, raw (incl rendered)	RAC	0.28	0.10	0.03	0.10	0.03	NC	-	0.10	0.03	0.71	0.20	NC	-
PO 0111	Poultry edible offal, raw (incl prepared)	RAC	0.88	0.33	0.29	0.72	0.63	0.27	0.24	0.35	0.31	0.80	0.70	NC	-
PE 0112	Eggs, raw, (incl dried)	RAC	0.46	25.84	11.89	29.53	13.58	28.05	12.90	33.19	15.27	36.44	16.76	8.89	4.09
	Total intake (µg/person)=				461.4		416.6		203.5		419.4		426.6		326.9
	Bodyweight per region (kg bw) =				60		60		55		60		60		60
	ADI (µg/person)=				600		600		550		600		600		600
	%ADI=				76.9%		69.4%		37.0%		69.9%		71.1%		54.5%
	Rounded %ADI=				80%		70%		40%		70%		70%		50%

FLUOPYRAM (243)		International Estimated Daily Intake (IEDI)										ADI = 0–0.01 mg/kg bw			
Codex Code	Commodity description	Expr as	STMR mg/kg	Diets: g/person/day				Intake = daily intake: µg/person							
				G13 diet	G13 intake	G14 diet	G14 intake	G15 diet	G15 intake	G16 diet	G16 intake	G17 diet	G17 intake		
FC 0002	Lemons and limes, raw (incl lemon juice) (incl kumquat commodities)	RAC	0.325	18.97	6.17	0.97	0.32	6.23	2.02	0.10	0.03	3.35	1.09		
FC 0003	Mandarins, raw (incl mandarin juice)	RAC	0.15	0.16	0.02	0.27	0.04	9.06	1.36	0.10	0.02	0.10	0.02		
FC 0004	Oranges, sweet, sour, raw	RAC	0.15	1.18	0.18	1.11	0.17	14.28	2.14	0.10	0.02	1.08	0.16		
JF 0004	Oranges, juice (single strength, incl. concentrated)	PP	0.0015	0.10	0.00	0.26	0.00	12.61	0.02	0.14	0.00	0.33	0.00		
FC 0005	Pummelo and grapefruits, raw (incl grapefruit juice)	RAC	0.14	0.68	0.10	0.10	0.01	3.21	0.45	0.10	0.01	NC	-		
FP 0226	Apple, raw	RAC	0.135	0.21	0.03	2.05	0.28	54.48	7.35	0.10	0.01	1.38	0.19		
JF 0226	Apple juice, single strength (incl. concentrated)	PP	0.01	0.10	0.00	0.10	0.00	7.19	0.07	0.10	0.00	NC	-		
-	Cider (i.e. fermented apple juice)	PP	0.135	48.75	6.58	0.10	0.01	0.99	0.13	138.03	18.63	NC	-		

Annex 3

530

FLUOPYRAM (243)

International Estimated Daily Intake (IEDI)

ADI = 0–0.01 mg/kg bw

Codex Code	Commodity description	Expr as	STMR mg/kg	Diets: g/person/day		Intake = daily intake: µg/person							
				G13 diet	G13 intake	G14 diet	G14 intake	G15 diet	G15 intake	G16 diet	G16 intake	G17 diet	G17 intake
FP 0227	Crab-apple, raw	RAC	0.135	NC	-	NC	-	NC	-	NC	-	NC	-
FP 0228	Loquat, raw (incl processed)	RAC	0.135	0.94	0.13	4.68	0.63	NC	-	0.50	0.07	3.08	0.42
FP 0229	Medlar, raw (incl processed)	RAC	0.135	0.75	0.10	3.73	0.50	4.87	0.66	0.40	0.05	2.45	0.33
FP 0230	Pear, raw	RAC	0.135	0.10	0.01	0.14	0.02	9.45	1.28	0.10	0.01	0.14	0.02
FP 0307	Persimmon, Japanese, raw	RAC	0.135	0.41	0.06	0.32	0.04	0.10	0.01	0.58	0.08	12.51	1.69
FP 0231	Quince, raw	RAC	0.135	NC	-	NC	-	0.65	0.09	NC	-	NC	-
FS 0013	Cherries, raw	RAC	0.57	0.10	0.06	0.10	0.06	5.96	3.40	0.10	0.06	NC	-
FS 0014	Plums, raw (incl Chinese jujube)	RAC	0.13	0.10	0.01	0.10	0.01	15.56	2.02	0.10	0.01	NC	-
DF 0014	Plum, dried (prunes)	PP	0.14	0.10	0.01	0.10	0.01	0.37	0.05	0.10	0.01	NC	-
FS 2001	Peaches, nectarines, apricots, raw (incl dried apricots)	RAC	0.22	0.10	0.02	0.10	0.02	10.76	2.37	0.10	0.02	NC	-
FB 2005	Caneberries, raw	RAC	0.83	0.10	0.08	7.30	6.06	2.29	1.90	0.10	0.08	NC	-
FB 2006	Bush berries, raw (including processed) (i.e. blueberries, currants, gooseberries, rose hips)	RAC	1.15	0.82	0.94	4.05	4.66	5.94	6.83	0.43	0.49	2.66	3.06
FB 0269	Grape, raw	RAC	0.58	0.14	0.08	0.36	0.21	15.22	8.83	0.10	0.06	0.10	0.06
DF 0269	Grape, dried (= currants, raisins and sultanas)	PP	1.68	0.10	0.17	0.13	0.22	1.06	1.78	0.10	0.17	0.10	0.17
JF 0269	Grape juice	PP	0.012	0.10	0.00	0.10	0.00	0.41	0.00	0.10	0.00	NC	-
-	Grape wine (incl vermouths)	PP	0.1	0.31	0.03	0.23	0.02	60.43	6.04	0.52	0.05	31.91	3.19
FB 0275	Strawberry, raw	RAC	0.025	0.10	0.00	0.10	0.00	3.35	0.08	0.10	0.00	0.10	0.00
FI 0327	Banana, raw (incl plantains) (incl dried)	RAC	0.175	20.88	3.65	81.15	14.20	24.58	4.30	37.92	6.64	310.23	54.29
FI 0345	Mango, raw (incl canned mango, incl mango juice)	RAC	0.02	12.25	0.25	6.83	0.14	0.76	0.02	0.10	0.00	20.12	0.40
VA 0381	Garlic, raw	RAC	0.01	0.82	0.01	2.06	0.02	3.79	0.04	0.10	0.00	0.29	0.00
VA 0384	Leek, raw	RAC	0.01	0.10	0.00	1.44	0.01	1.22	0.01	0.10	0.00	NC	-
-	Onions, mature bulbs, dry	RAC	0.01	9.01	0.09	20.24	0.20	30.90	0.31	9.61	0.10	2.11	0.02
-	Onions, green, raw	RAC	5.1	1.43	7.29	0.10	0.51	0.20	1.02	NC	-	6.30	32.13
VB 0041	Cabbages, head, raw	RAC	0.01	3.82	0.04	2.99	0.03	49.16	0.49	0.10	0.00	NC	-
VB 0400	Broccoli, raw	RAC	0.05	0.10	0.01	0.10	0.01	2.13	0.11	0.10	0.01	NC	-
VB 0402	Brussels sprouts, raw	RAC	0.06	0.88	0.05	0.69	0.04	2.89	0.17	0.10	0.01	NC	-
VB 0404	Cauliflower, raw	RAC	0.01	0.10	0.00	0.10	0.00	2.73	0.03	0.10	0.00	NC	-
VC 0424	Cucumber, raw	RAC	0.11	0.68	0.07	1.81	0.20	10.40	1.14	0.10	0.01	0.10	0.01
VO 0444	Peppers, chili, raw (incl dried)	RAC	0.14	7.55	1.06	12.48	1.75	24.78	3.47	0.87	0.12	NC	-
VO 0444	Peppers, chili, raw	RAC	0.085	3.47	0.29	3.56	0.30	16.30	1.39	0.10	0.01	NC	-
-	Peppers, chili, dried	PP	1.4	0.58	0.81	1.27	1.78	1.21	1.69	0.12	0.17	NC	-
VO 0445	Peppers, sweet, raw	RAC	0.14	1.24	0.17	1.27	0.18	NC	-	0.10	0.01	NC	-
VO 0447	Sweet corn on the cob, raw (incl frozen, incl canned) (i.e. kernels plus cob without husks)	RAC	0.01	3.63	0.04	20.50	0.21	8.78	0.09	0.10	0.00	0.17	0.00
VO 0448	Tomato, raw	RAC	0.11	12.99	1.43	4.79	0.53	58.40	6.42	0.92	0.10	0.10	0.01
-	Tomato, canned (& peeled)	PP	0.023	0.10	0.00	0.10	0.00	2.42	0.06	0.10	0.00	NC	-
-	Tomato, paste (i.e. concentrated tomato sauce/puree)	PP	0.051	0.58	0.03	0.22	0.01	2.21	0.11	0.24	0.01	3.10	0.16
JF 0448	Tomato, juice (single strength, incl concentrated)	PP	0.04	0.10	0.00	0.10	0.00	0.42	0.02	0.10	0.00	0.10	0.00
VL 0469	Chicory leaves (sugar loaf), raw	RAC	0.02	NC	-	NC	-	NC	-	NC	-	NC	-

Annex 3

FLUOPYRAM (243)

International Estimated Daily Intake (IEDI)

ADI = 0–0.01 mg/kg bw

Codex Code	Commodity description	Expr as	STMR mg/kg	Diets: g/person/day		Intake = daily intake: µg/person							
				G13 diet	G13 intake	G14 diet	G14 intake	G15 diet	G15 intake	G16 diet	G16 intake	G17 diet	G17 intake
VL 0482	Lettuce, head, raw	RAC	2.2	NC	-	NC	-	NC	-	NC	-	NC	-
VL 0483	Lettuce, leaf, raw	RAC	2.2	0.29	0.64	0.10	0.22	6.71	14.76	0.10	0.22	NC	-
VP 0061	Beans, green, with pods, raw: beans except broad bean & soya bean (i.e. immature seeds + pods) (Phaseolus spp)	RAC	0.2	NC	-	NC	-	NC	-	NC	-	NC	-
VP 0062	Beans, green, without pods, raw: beans except broad bean & soya bean (i.e. immature seeds only) (Phaseolus spp.)	RAC	0.03	0.30	0.01	3.13	0.09	4.11	0.12	0.10	0.00	NC	-
VP 0064	Peas, green, without pods, raw (i.e. immature seeds only) (Pisum spp)	RAC	0.03	0.21	0.01	0.10	0.00	5.51	0.17	0.10	0.00	NC	-
VD 0072	Peas, dry, raw (Pisum spp, Vigna spp): garden peas & field peas & cow peas	RAC	0.058	14.30	0.83	3.51	0.20	3.52	0.20	7.89	0.46	0.74	0.04
VD 0520	Bambara beans, dry, raw (Voandzeia subterranea)	RAC	0.014	0.20	0.00	NC	-	NC	-	NC	-	NC	-
VD 0523	Broad bean, dry, raw (incl horse-bean, broad bean, field bean) (Vicia faba)	RAC	0.014	3.70	0.05	0.10	0.00	0.17	0.00	0.10	0.00	NC	-
VD 0524	Chick-pea, dry, raw (Cicer arietinum)	RAC	0.014	1.09	0.02	1.56	0.02	0.33	0.00	0.18	0.00	0.47	0.01
VD 0531	Hyacinth bean (dry) (Lablab spp), raw	RAC	0.014	NC	-	NC	-	NC	-	NC	-	NC	-
VD 0533	Lentil, dry, raw (Ervum lens)	RAC	0.014	0.67	0.01	7.26	0.10	0.37	0.01	0.10	0.00	NC	-
VD 0537	Pigeon pea dry, raw (Cajanus cajan)	RAC	0.014	1.14	0.02	0.10	0.00	NC	-	5.53	0.08	NC	-
VD 0541	Soya bean, dry, raw (Glycine soja)	RAC	0.0205	2.76	0.06	0.10	0.00	0.33	0.01	3.16	0.06	NC	-
-	Soya paste (i.e. miso)	PP	0.0205	NC	-	NC	-	NC	-	NC	-	NC	-
-	Soya curd (i.e. tofu)	PP	0.0205	NC	-	NC	-	NC	-	NC	-	NC	-
OR 0541	Soya oil, refined	PP	0.00041	2.32	0.00	2.54	0.00	18.70	0.01	2.51	0.00	6.29	0.00
-	Soya sauce	PP	0.0205	0.10	0.00	0.13	0.00	0.17	0.00	0.10	0.00	0.56	0.01
-	Soya flour	PP	0.00082	0.11	0.00	0.10	0.00	0.10	0.00	0.10	0.00	0.10	0.00
-	Pulses, NES, dry, raw: lablab or hyacinth bean, jack or sword bean, winged bean, guar bean, velvet bean, yam bean (Dolichos spp., Canavalia spp., Psophocarpus tetragonolobus, Cyamopsis tetragonoloba, Stizolobium spp., Pachyrrhizus erosus)	RAC	0.01	2.54	0.03	1.77	0.02	0.10	0.00	0.10	0.00	3.99	0.04
VR 0577	Carrots, raw	RAC	0.09	2.07	0.19	3.00	0.27	25.29	2.28	0.10	0.01	NC	-
VR 0589	Potato, raw	RAC	0.021	22.45	0.47	10.47	0.22	193.10	4.06	98.00	2.06	8.03	0.17
VR 0596	Sugar beet, raw	RAC	0.01	0.10	0.00	NC	-	NC	-	NC	-	NC	-
-	Sugar beet, sugar	PP	0.01	0.56	0.01	0.24	0.00	NC	-	NC	-	5.13	0.05
VS 0620	Artichoke globe	RAC	0.13	0.10	0.01	NC	-	0.10	0.01	0.10	0.01	NC	-
VS 0621	Asparagus	RAC	0	0.10	0.00	0.10	0.00	0.17	0.00	0.10	0.00	NC	-
GC 0640	Barley, raw (incl malt extract, incl pot&pearled, incl flour & grits, incl beer, incl malt)	RAC	0.017	11.58	0.20	2.33	0.04	46.71	0.79	3.72	0.06	16.26	0.28
GC 0645	Maize, raw	RAC	0.01	NC	-	0.10	0.00	0.10	0.00	NC	-	NC	-
GC 0656	Popcorn (i.e. maize used for preparation of popcorn)	RAC	0.01	-	-	-	-	-	-	-	-	-	-
CF 1255	Maize, flour (white flour and wholemeal flour)	PP	0.0085	94.34	0.80	8.09	0.07	28.03	0.24	55.94	0.48	28.07	0.24
-	Maize starch	PP	0.0036	0.10	0.00	0.10	0.00	NC	-	NC	-	NC	-

Annex 3

532

FLUOPYRAM (243)

International Estimated Daily Intake (IEDI)

ADI = 0–0.01 mg/kg bw

Codex Code	Commodity description	Expr as	STMR mg/kg	Diets: g/person/day										Intake = daily intake: µg/person	
				G13 diet	G13 intake	G14 diet	G14 intake	G15 diet	G15 intake	G16 diet	G16 intake	G17 diet	G17 intake		
OR 0645	Maize oil	PP	0.0058	0.33	0.00	0.10	0.00	0.81	0.00	0.10	0.00	NC	-		
GC 0647	Oats, raw (incl rolled)	RAC	0.017	0.37	0.01	0.10	0.00	2.79	0.05	0.10	0.00	NC	-		
CM 0649 (GC 0649)	Rice, husked, dry (incl paddy rice)	REP	0.178	13.53	2.41	3.48	0.62	1.96	0.35	0.10	0.02	8.84	1.57		
CM 1205	Rice polished, dry	PP	0.0676	30.20	2.04	218.34	14.76	12.77	0.86	15.24	1.03	51.35	3.47		
GC 0650	Rye, raw (incl flour)	RAC	0.19	0.10	0.02	0.10	0.02	13.95	2.65	0.10	0.02	0.88	0.17		
GC 0653	Triticale, raw (incl flour)	RAC	0.19	0.10	0.02	NC	-	NC	-	NC	-	NC	-		
GC 0654	Wheat, raw (incl meslin)	RAC	0.19	NC	-	NC	-	NC	-	NC	-	0.97	0.18		
CF 1210	Wheat, germ	PP	0.19	0.10	0.02	0.10	0.02	0.10	0.02	0.10	0.02	NC	-		
CF 0654	Wheat, bran	PP	0.51	NC	-	NC	-	NC	-	NC	-	NC	-		
CF 1212	Wheat, wholemeal flour	PP	0.19	NC	-	NC	-	NC	-	NC	-	NC	-		
CP 1212	Wheat, wholemeal bread	PP	0.19	0.10	0.02	0.10	0.02	0.10	0.02	0.10	0.02	0.10	0.02		
CP 1211	Wheat, white bread	PP	0.19	0.43	0.08	0.41	0.08	1.56	0.30	0.11	0.02	0.10	0.02		
-	Wheat, Fermented Beverages (Korean jakju and takju)	PP	0.19	NC	-	NC	-	NC	-	NC	-	NC	-		
CF 1211	Wheat, white flour (incl white flour products: starch, gluten, macaroni, pastry)	PP	0.023	45.21	1.04	87.37	2.01	215.61	4.96	20.42	0.47	103.67	2.38		
TN 0085	Tree nuts, raw (incl processed)	RAC	0.01	4.39	0.04	135.53	1.36	6.11	0.06	0.72	0.01	317.74	3.18		
SO 0495	Rape seed, raw	RAC	0.33	NC	-	0.10	0.03	NC	-	NC	-	NC	-		
OR 0495	Rape seed oil, edible	PP	0.23	0.10	0.02	0.10	0.02	4.62	1.06	0.10	0.02	NC	-		
SO 0691	Cotton seed, raw	RAC	0.0585	NC	-	NC	-	NC	-	NC	-	NC	-		
OR 0691	Cotton seed oil, edible	PP	0.000585	1.28	0.00	0.10	0.00	0.45	0.00	0.42	0.00	0.15	0.00		
SO 0697	Peanuts, nutmeat, raw	RAC	0.01	7.12	0.07	0.32	0.00	1.34	0.01	6.21	0.06	0.53	0.01		
OR 0697	Peanut oil, edible	PP	0.00033	5.02	0.00	0.10	0.00	0.17	0.00	0.29	0.00	NC	-		
-	Peanut butter	PP	0.0073	0.10	0.00	0.10	0.00	0.10	0.00	NC	-	NC	-		
SO 0702	Sunflower seed, raw	RAC	0.066	0.10	0.01	0.10	0.01	0.10	0.01	2.23	0.15	NC	-		
OR 0702	Sunflower seed oil, edible	PP	0.00066	0.37	0.00	0.10	0.00	12.98	0.01	4.01	0.00	0.20	0.00		
HH 0723	Bay leaves, raw	RAC	19	NC	-	NC	-	NC	-	NC	-	NC	-		
HS 0730	Dill, seed	RAC	23.5	NC	-	NC	-	NC	-	NC	-	NC	-		
DH 1100	Hops, dry	RAC	10.35	NC	-	NC	-	0.10	1.04	NC	-	NC	-		
MM 0095	MEAT FROM MAMMALS other than marine mammals, raw (incl prepared meat) -80% as muscle	RAC	0.51	23.34	11.91	40.71	20.76	97.15	49.55	18.06	9.21	57.71	29.43		
MM 0095	MEAT FROM MAMMALS other than marine mammals, raw (incl prepared meat) - 20% as fat	RAC	0.67	5.84	3.91	10.18	6.82	24.29	16.27	4.52	3.03	14.43	9.67		
MF 0100	Mammalian fats, raw, excl milk fats (incl rendered fats)	RAC	0.67	1.05	0.70	1.14	0.76	18.69	12.52	0.94	0.63	3.12	2.09		
MO 0105	Edible offal (mammalian), raw	RAC	3.8	4.64	17.63	1.97	7.49	10.01	38.04	3.27	12.43	3.98	15.12		
ML 0106	Milks, raw or skimmed (incl dairy products)	RAC	0.48	108.75	52.20	70.31	33.75	436.11	209.33	61.55	29.54	79.09	37.96		
PM 0110	Poultry meat, raw (incl prepared) - 90% as muscle	RAC	0.19	3.53	0.67	10.83	2.06	51.36	9.76	4.53	0.86	50.00	9.50		
PM 0110	Poultry meat, raw (incl prepared) - 10% as fat	RAC	0.28	0.39	0.11	1.20	0.34	5.71	1.60	0.50	0.14	5.56	1.56		
PF 0111	Poultry fat, raw (incl rendered)	RAC	0.28	NC	-	NC	-	0.32	0.09	NC	-	NC	-		

Annex 3

FLUOPYRAM (243)

International Estimated Daily Intake (IEDI)

ADI = 0–0.01 mg/kg bw

Codex Code	Commodity description	Expr as	STMR mg/kg	Diets: g/person/day		Intake = daily intake: µg/person							
				G13 diet	G13 intake	G14 diet	G14 intake	G15 diet	G15 intake	G16 diet	G16 intake	G17 diet	G17 intake
PO 0111	Poultry edible offal, raw (incl prepared)	RAC	0.88	0.10	0.09	0.70	0.62	0.97	0.85	0.10	0.09	NC	-
PE 0112	Eggs, raw, (incl dried)	RAC	0.46	3.84	1.77	4.41	2.03	27.25	12.54	1.13	0.52	7.39	3.40
Total intake (µg/person)=				128.2		128.3		454.4		88.8		218.0	
Bodyweight per region (kg bw) =				60		60		60		60		60	
ADI (µg/person)=				600		600		600		600		600	
%ADI=				21.4%		21.4%		75.7%		14.8%		36.3%	
Rounded %ADI=				20%		20%		80%		10%		40%	

Annex 3

534

FLUPYRADIFURONE (285)

International Estimated Daily Intake (IEDI)

ADI = 0–0.0800 mg/kg bw

Codex Code	Commodity description	Expr as	STMR mg/kg	Diets as g/person/day						Intake as µg/person/day					
				G01 diet	G01 intake	G02 diet	G02 intake	G03 diet	G03 intake	G04 diet	G04 intake	G05 diet	G05 intake	G06 diet	G06 intake
FC 0002	Lemons and limes, raw (incl lemon juice) (incl kumquat commodities)	RAC	0.32	4.82	1.54	2.45	0.78	3.93	1.26	25.44	8.14	8.74	2.80	16.23	5.19
FC 0003	Mandarins, raw (incl mandarin juice)	RAC	0.44	6.18	2.72	3.66	1.61	0.25	0.11	6.82	3.00	3.49	1.54	19.38	8.53
FC 0004	Oranges, sweet, sour, raw	RAC	0.505	20.66	10.43	5.23	2.64	11.90	6.01	37.90	19.14	21.16	10.69	56.46	28.51
JF 0004	Oranges, juice (single strength, incl. concentrated)	PP	0.068	1.27	0.09	2.20	0.15	0.10	0.01	11.81	0.80	0.46	0.03	1.69	0.11
FC 0005	Pummelo and grapefruits, raw (incl grapefruit juice)	RAC	0.21	0.66	0.14	0.69	0.14	0.96	0.20	10.20	2.14	1.25	0.26	2.97	0.62
FP 0009	Pome fruit, raw (incl cider, excl apple juice)	RAC	0.45	19.35	8.71	34.06	15.33	17.87	8.04	25.74	11.58	7.69	3.46	56.85	25.58
JF 0226	Apple juice, single strength (incl. concentrated)	PP	0.14	0.32	0.04	3.07	0.43	0.10	0.01	5.00	0.70	0.29	0.04	5.57	0.78
FS 0013	Cherries, raw	RAC	0.555	0.92	0.51	9.15	5.08	0.10	0.06	0.61	0.34	0.10	0.06	6.64	3.69
FS 0302	Jujube, Chinese, raw	RAC	0.23	NC	-	NC	-	NC	-	NC	-	NC	-	NC	-
FS 0014	Plums, raw (excl jujube)	RAC	0.23	2.40	0.55	8.60	1.98	0.10	0.02	2.52	0.58	0.58	0.13	4.16	0.96
DF 0014	Plum, dried (prunes)	PP	1.15	0.10	0.12	0.10	0.12	0.10	0.12	0.18	0.21	0.10	0.12	0.10	0.12
FS 2001	Peaches, nectarines, apricots, raw (incl dried apricots)	RAC	0.39	8.01	3.12	5.87	2.29	0.18	0.07	8.19	3.19	1.64	0.64	22.46	8.76
FB 2006	Bush berries, raw (including processed) (i.e. blueberries, currants, gooseberries, rose hips)	RAC	0.725	0.53	0.38	1.31	0.95	0.40	0.29	1.66	1.20	0.10	0.07	0.99	0.72
FB 0269	Grape, raw	RAC	0.63	12.68	7.99	9.12	5.75	0.10	0.06	16.88	10.63	3.70	2.33	54.42	34.28
-	Grape must	PP	0.44	0.33	0.15	0.13	0.06	0.10	0.04	0.10	0.04	0.10	0.04	0.10	0.04
DF 0269	Grape, dried (= currants, raisins and sultanas)	PP	1.6	0.51	0.82	0.51	0.82	0.10	0.16	1.27	2.03	0.12	0.19	2.07	3.31
JF 0269	Grape juice	PP	0.43	0.14	0.06	0.29	0.12	0.10	0.04	0.30	0.13	0.24	0.10	0.10	0.04
-	Grape wine (incl vermouths)	PP	0.26	0.67	0.17	12.53	3.26	2.01	0.52	1.21	0.31	3.53	0.92	4.01	1.04
FB 0275	Strawberry, raw	RAC	1.505	0.70	1.05	2.01	3.03	0.10	0.15	1.36	2.05	0.37	0.56	2.53	3.81
VA 0035	Bulb vegetables, raw	RAC	0.18	34.29	6.17	46.37	8.35	4.73	0.85	41.36	7.44	21.08	3.79	52.54	9.46
VB 0041	Cabbages, head, raw	RAC	0.79	2.73	2.16	27.92	22.06	0.55	0.43	4.47	3.53	4.27	3.37	10.25	8.10
VB 0404	Cauliflower, raw	RAC	0.48	1.65	0.79	0.32	0.15	0.10	0.05	2.33	1.12	4.79	2.30	2.03	0.97
VC 0046	Melons, raw (excl watermelons)	RAC	0.57	8.90	5.07	8.64	4.92	0.80	0.46	17.90	10.20	2.80	1.60	29.17	16.63
VC 0431	Squash, summer, raw (= courgette, zucchini)	RAC	0.655	0.78	0.51	2.06	1.35	0.30	0.20	1.61	1.05	2.25	1.47	2.36	1.55
VO 0444	Peppers, chili, raw	RAC	0.68	3.99	2.71	7.30	4.96	2.93	1.99	5.62	3.82	NC	-	17.44	11.86
-	Peppers, chili, dried	PP	6.8	0.42	2.86	0.53	3.60	0.84	5.71	0.50	3.40	0.95	6.46	0.37	2.52
VO 0445	Peppers, sweet, raw	RAC	0.68	1.43	0.97	2.61	1.77	1.05	0.71	2.01	1.37	2.59	1.76	6.24	4.24
VO 0447	Sweet corn on the cob, raw (incl frozen, incl canned) (i.e. kernels plus cob without husks)	RAC	0.56	0.14	0.08	0.94	0.53	5.70	3.19	2.61	1.46	1.94	1.09	0.22	0.12
VO 0448	Tomato, raw (incl canned, excl juice, excl paste)	RAC	0.71	42.04	29.85	76.13	54.05	10.69	7.59	84.59	60.06	24.92	17.69	203.27	144.32
-	Tomato, paste (i.e. concentrated tomato sauce/puree)	PP	1.3	2.34	3.04	1.33	1.73	1.57	2.04	4.24	5.51	0.34	0.44	2.83	3.68
JF 0448	Tomato, juice (single strength, incl concentrated)	PP	0.48	0.29	0.14	0.29	0.14	0.10	0.05	0.38	0.18	0.10	0.05	0.14	0.07
VL 0482	Lettuce, head, raw	RAC	1.3	NC	-	NC	-	NC	-	NC	-	NC	-	NC	-
VL 0483	Lettuce, leaf, raw	RAC	2.6	0.53	1.38	0.36	0.94	0.16	0.42	6.21	16.15	1.90	4.94	6.05	15.73
VL 0485	Mustard greens, raw (i.e. Brassica)	RAC	12	0.10	1.20	0.31	3.72	0.10	1.20	0.10	1.20	0.47	5.64	0.11	1.32

Annex 3

FLUPYRADIFURONE (285)

International Estimated Daily Intake (IEDI)

ADI = 0–0.0800 mg/kg bw

Codex Code	Commodity description	Expr as	STMR mg/kg	Diets as g/person/day						Intake as µg/person/day					
				G01 diet	G01 intake	G02 diet	G02 intake	G03 diet	G03 intake	G04 diet	G04 intake	G05 diet	G05 intake	G06 diet	G06 intake
VL 0502	Spinach, raw	RAC	8.5	0.74	6.29	0.22	1.87	0.10	0.85	0.91	7.74	0.10	0.85	2.92	24.82
VP 0061	Beans, green, with pods, raw: beans except broad bean & soya bean (i.e. immature seeds + pods) (Phaseolus spp)	RAC	2.63	0.68	1.79	NC	-	NC	-	0.39	1.03	0.22	0.58	0.49	1.29
VP 0062	Beans, green, without pods, raw: beans except broad bean & soya bean (i.e. immature seeds only) (Phaseolus spp..)	RAC	1.17	1.56	1.83	0.60	0.70	0.49	0.57	1.18	1.38	0.90	1.05	7.79	9.11
VP 0063	Peas green, with pods, raw (i.e. immature seeds + pods) (Pisum spp)	RAC	2.68	NC	-	NC	-	NC	-	NC	-	NC	-	NC	-
VP 0064	Peas, green, without pods, raw (i.e. immature seeds only) (Pisum spp)	RAC	2.78	1.97	5.48	0.51	1.42	0.10	0.28	0.79	2.20	3.68	10.23	3.80	10.56
VD 0071	Beans, dry, raw (Phaseolus spp)	RAC	3.22	2.39	7.70	1.61	5.18	10.47	33.71	1.84	5.92	12.90	41.54	7.44	23.96
VD 0071	Peas, dry, raw (Pisum spp, Vigna spp): garden peas & field peas & cow peas	RAC	3.605	1.67	6.02	3.22	11.61	2.66	9.59	1.51	5.44	2.91	10.49	0.24	0.87
VD 0523	Broad bean, dry, raw (incl horse-bean, broad bean, field bean) (Vicia faba)	RAC	2.49	1.27	3.16	0.10	0.25	0.12	0.30	2.49	6.20	0.23	0.57	5.54	13.79
VD 0524	Chick-pea, dry, raw (Cicer arietinum)	RAC	2.49	5.34	13.30	0.13	0.32	0.10	0.25	4.69	11.68	7.24	18.03	5.52	13.74
VD 0533	Lentil, dry, raw (Ervum lens)	RAC	2.49	2.12	5.28	0.10	0.25	0.10	0.25	3.21	7.99	1.60	3.98	4.90	12.20
VD 0537	Pigeon pea dry, raw (Cajanus cajan)	RAC	2.49	NC	-	NC	-	0.10	0.25	0.10	0.25	3.38	8.42	NC	-
VD 0541	Soya bean, dry, raw (incl flour, incl paste, incl curd, incl sauce, excl oil)	RAC	3.44	0.63	2.17	1.09	3.75	0.40	1.38	1.40	4.82	1.68	5.78	0.48	1.65
OR 0541	Soya oil, refined	PP	0.13	12.99	1.69	10.43	1.36	3.63	0.47	13.10	1.70	10.70	1.39	13.10	1.70
-	Soya flour	PP	5.3	0.10	0.53	0.86	4.56	0.10	0.53	1.02	5.41	0.10	0.53	0.15	0.80
VR 0075	Root and tuber vegetables, raw (incl processed)	RAC	0.29	87.83	25.47	374.04	108.47	668.92	193.99	121.64	35.28	94.20	27.32	247.11	71.66
VR 0508	Sweet potato, raw (incl dried)	RAC	0.291	0.18	0.05	0.18	0.05	42.16	12.27	1.61	0.47	3.06	0.89	6.67	1.94
VR 0589	Potato, raw (incl flour, incl frozen, incl tapioca, excl starch)	RAC	0.291	59.60	17.34	316.10	91.99	9.77	2.84	59.59	17.34	54.12	15.75	119.82	34.87
-	Potato, starch	PP	0.16	0.10	0.02	0.10	0.02	0.10	0.02	0.15	0.02	0.10	0.02	0.10	0.02
VS 0624	Celery	RAC	2.38	2.14	5.09	3.79	9.02	2.35	5.59	5.69	13.54	0.10	0.24	2.75	6.55
GC 0640	Barley, raw (incl malt extract, incl flour & grits, excl pot&pearled, excl beer, excl malt)	RAC	1.315	7.91	10.40	0.64	0.84	0.15	0.20	0.18	0.24	1.21	1.59	0.41	0.54
-	Barley, pot&pearled	PP	0.16	7.12	1.14	7.34	1.17	0.10	0.02	0.10	0.02	0.67	0.11	0.20	0.03
-	Barley beer	PP	0.099	4.87	0.48	93.78	9.28	24.28	2.40	12.76	1.26	39.28	3.89	18.15	1.80
-	Barley Malt	PP	0.64	0.10	0.06	1.04	0.67	0.18	0.12	0.33	0.21	0.10	0.06	0.10	0.06
GC 0641	Buckwheat, raw (incl flour)	RAC	1.315	NC	-	0.40	0.53	0.10	0.13	0.10	0.13	0.10	0.13	0.10	0.13
GC 0645	Maize, raw (incl glucose & dextrose & isoglucose, incl beer, excl flour, excl oil, excl germ, excl starch)	RAC	0.49	0.84	0.41	0.24	0.12	1.56	0.76	0.46	0.23	2.21	1.08	13.13	6.43
CF 1255	Maize, flour (white flour and wholemeal flour)	PP	0.44	22.72	10.00	35.61	15.67	87.27	38.40	34.92	15.36	46.71	20.55	49.12	21.61
-	Maize, germ	PP	0.51	0.10	0.05	NC	-	0.10	0.05	0.10	0.05	0.22	0.11	NC	-
-	Maize starch	PP	0.44	0.10	0.04	NC	-	0.10	0.04	2.29	1.01	0.10	0.04	0.11	0.05
OR 0645	Maize oil	PP	0.44	0.96	0.42	0.85	0.37	0.29	0.13	5.42	2.38	0.42	0.18	2.10	0.92
GC 0646	Millet, raw (incl flour, incl beer)	RAC	1.315	1.46	1.92	2.32	3.05	5.84	7.68	0.89	1.17	16.17	21.26	0.10	0.13

Annex 3

536

FLUPYRADIFURONE (285)

International Estimated Daily Intake (IEDI)

ADI = 0–0.0800 mg/kg bw

Codex Code	Commodity description	Expr as	STMR mg/kg	Diets as g/person/day						Intake as µg/person/day							
				G01 diet	G01 intake	G02 diet	G02 intake	G03 diet	G03 intake	G04 diet	G04 intake	G05 diet	G05 intake	G06 diet	G06 intake		
GC 0647	Oats, raw (incl rolled)	RAC	1.315	0.10	0.13	7.05	9.27	0.10	0.13	1.71	2.25	0.96	1.26	0.10	0.13		
GC 0650	Rye, raw (incl flour)	RAC	1.315	0.13	0.17	19.38	25.48	0.10	0.13	0.12	0.16	0.10	0.13	2.15	2.83		
GC 0651	Sorghum, raw (incl flour, incl beer)	RAC	1.315	4.34	5.71	0.10	0.13	16.25	21.37	15.82	20.80	10.97	14.43	2.92	3.84		
GC 0653	Triticale, raw (incl flour)	RAC	1.315	NC	-	NC	-	NC	-	0.10	0.13	0.39	0.51	NC	-		
GC 0654	Wheat, raw (incl bulgur, incl fermented beverages, excl germ, excl wholemeal bread, excl white flour products, excl white bread)	RAC	1.315	0.10	0.13	1.12	1.47	0.10	0.13	0.10	0.13	0.61	0.80	0.10	0.13		
CF 1210	Wheat, germ	PP	1.64	NC	-	NC	-	0.10	0.16	0.10	0.16	0.14	0.23	0.10	0.16		
CF 0654	Wheat, bran	PP	2	NC	-	NC	-	NC	-	NC	-	NC	-	NC	-		
CP 1212	Wheat, wholemeal bread	PP	1.05	0.10	0.11	0.10	0.11	0.10	0.11	0.10	0.11	0.10	0.11	0.10	0.11		
CP 1211	Wheat, white bread	PP	0.42	0.25	0.11	0.63	0.26	0.12	0.05	0.43	0.18	1.39	0.58	0.22	0.09		
CF 1211	Wheat, white flour (incl white flour products: starch, gluten, macaroni, pastry)	PP	0.59	301.49	177.88	269.27	158.87	30.33	17.89	222.94	131.53	136.12	80.31	343.34	202.57		
-	Wheat, starch	PP	0.034	0.10	0.00	NC	-	0.10	0.00	0.10	0.00	0.13	0.00	0.10	0.00		
-	Wheat, gluten	PP	0.53	0.10	0.05	0.10	0.05	0.10	0.05	0.27	0.14	0.10	0.05	0.10	0.05		
TN 0672	Pecan nuts, nutmeat	RAC	0.06	0.10	0.01	0.10	0.01	0.10	0.01	0.14	0.01	0.10	0.01	0.13	0.01		
SO 0691	Cotton seed, raw	RAC	0.395	NC	-	NC	-	NC	-	NC	-	NC	-	NC	-		
OR 0691	Cotton seed oil, edible	PP	0.079	3.22	0.25	1.54	0.12	1.01	0.08	0.74	0.06	1.12	0.09	2.93	0.23		
SO 0697	Peanuts, nutmeat, raw	RAC	0.225	0.40	0.09	1.01	0.23	6.60	1.49	1.47	0.33	1.17	0.26	1.82	0.41		
-	Peanuts, roasted	PP	0.17	0.10	0.02	0.19	0.03	0.10	0.02	1.05	0.18	0.10	0.02	0.10	0.02		
OR 0697	Peanut oil, edible	PP	0.13	0.36	0.05	0.10	0.01	2.57	0.33	0.10	0.01	2.29	0.30	0.36	0.05		
-	Peanut butter	PP	0.17	0.10	0.02	0.10	0.02	0.10	0.02	0.19	0.03	0.10	0.02	0.10	0.02		
MM 0095	MEAT FROM MAMMALS other than marine mammals, raw (incl prepared meat)	RAC	0.3	31.20	9.36	72.44	21.73	20.88	6.26	47.98	14.39	33.08	9.92	36.25	10.88		
MF 0100	Mammalian fats, raw, excl milk fats (incl rendered fats)	RAC	0.15	3.29	0.49	6.14	0.92	0.82	0.12	1.57	0.24	2.23	0.33	1.07	0.16		
MO 0105	Edible offal (mammalian), raw	RAC	0.87	4.79	4.17	9.68	8.42	2.97	2.58	5.49	4.78	3.84	3.34	5.03	4.38		
ML 0106	Milks, raw or skimmed (incl dairy products)	RAC	0.11	289.65	31.86	485.88	53.45	26.92	2.96	239.03	26.29	199.91	21.99	180.53	19.86		
PM 0110	Poultry meat, raw (incl prepared)	RAC	0.27	14.63	3.95	29.76	8.04	8.04	2.17	129.68	35.01	25.04	6.76	35.66	9.63		
PF 0111	Poultry fat, raw (incl rendered)	RAC	0.11	0.10	0.01	0.10	0.01	NC	-	0.10	0.01	0.10	0.01	0.10	0.01		
PO 0111	Poultry edible offal, raw (incl prepared)	RAC	0.39	0.12	0.05	0.12	0.05	0.11	0.04	5.37	2.09	0.24	0.09	0.10	0.04		
PE 0112	Eggs, raw, (incl dried)	RAC	0.15	7.84	1.18	23.08	3.46	2.88	0.43	14.89	2.23	9.81	1.47	14.83	2.22		
Total intake (µg/person)=						459.4		717.5		411.7		574.5		414.3		865.7	
Bodyweight per region (kg bw) =						60		60		60		60		60		60	
ADI (µg/person)=						4800		4800		4800		4800		4800		4800	
%ADI=						9.6%		14.9%		8.6%		12.0%		8.6%		18.0%	
Rounded %ADI=						10%		10%		9%		10%		9%		20%	

Annex 3

FLUPYRADIFURONE (285)

International Estimated Daily Intake (IEDI)

ADI = 0–0.0800 mg/kg bw

Codex Code	Commodity description	Expr as	STMR mg/kg	Diets as g/person/day						Intake as µg/person/day					
				G07 diet	G07 intake	G08 diet	G08 intake	G09 diet	G09 intake	G10 diet	G10 intake	G11 diet	G11 intake	G12 diet	G12 intake
FC 0002	Lemons and limes, raw (incl lemon juice) (incl kumquat commodities)	RAC	0.32	10.12	3.24	15.69	5.02	2.88	0.92	12.30	3.94	22.32	7.14	6.59	2.11
FC 0003	Mandarins, raw (incl mandarin juice)	RAC	0.44	12.42	5.46	14.99	6.60	16.08	7.08	10.78	4.74	9.94	4.37	NC	-
FC 0004	Oranges, sweet, sour, raw	RAC	0.505	15.68	7.92	24.00	12.12	6.80	3.43	29.09	14.69	15.39	7.77	160.47	81.04
JF 0004	Oranges, juice (single strength, incl. concentrated)	PP	0.068	33.31	2.27	1.78	0.12	0.28	0.02	18.97	1.29	14.01	0.95	13.36	0.91
FC 0005	Pummelo and grapefruits, raw (incl grapefruit juice)	RAC	0.21	8.21	1.72	4.60	0.97	0.64	0.13	5.85	1.23	19.98	4.20	368.86	77.46
FP 0009	Pome fruit, raw (incl cider, excl apple juice)	RAC	0.45	51.09	22.99	65.40	29.43	42.71	19.22	45.29	20.38	62.51	28.13	7.74	3.48
JF 0226	Apple juice, single strength (incl. concentrated)	PP	0.14	14.88	2.08	11.98	1.68	0.15	0.02	9.98	1.40	30.32	4.24	3.47	0.49
FS 0013	Cherries, raw	RAC	0.555	1.40	0.78	4.21	2.34	0.10	0.06	2.93	1.63	1.50	0.83	NC	-
FS 0302	Jujube, Chinese, raw	RAC	0.23	NC	-	NC	-	NC	-	NC	-	NC	-	NC	-
FS 0014	Plums, raw (excl jujube)	RAC	0.23	3.75	0.86	3.33	0.77	5.94	1.37	2.64	0.61	2.50	0.58	0.10	0.02
DF 0014	Plum, dried (prunes)	PP	1.15	0.61	0.70	0.35	0.40	0.10	0.12	0.35	0.40	0.49	0.56	0.13	0.15
FS 2001	Peaches, nectarines, apricots, raw (incl dried apricots)	RAC	0.39	13.03	5.08	16.29	6.35	8.29	3.23	12.95	5.05	5.35	2.09	0.10	0.04
FB 2006	Bush berries, raw (including processed) (i.e. blueberries, currants, gooseberries, rose hips)	RAC	0.725	1.31	0.95	5.50	3.99	0.10	0.07	2.57	1.86	0.82	0.59	2.15	1.56
FB 0269	Grape, raw	RAC	0.63	6.33	3.99	11.22	7.07	5.21	3.28	9.38	5.91	4.55	2.87	0.78	0.49
-	Grape must	PP	0.44	0.16	0.07	0.10	0.04	0.10	0.04	0.12	0.05	0.11	0.05	NC	-
DF 0269	Grape, dried (= currants, raisins and sultanas)	PP	1.6	3.09	4.94	1.51	2.42	0.10	0.16	1.38	2.21	4.26	6.82	0.42	0.67
JF 0269	Grape juice	PP	0.43	0.56	0.24	1.96	0.84	0.10	0.04	2.24	0.96	2.27	0.98	0.34	0.15
-	Grape wine (incl vermouths)	PP	0.26	88.93	23.12	62.41	16.23	1.84	0.48	25.07	6.52	61.17	15.90	5.84	1.52
FB 0275	Strawberry, raw	RAC	1.505	4.49	6.76	5.66	8.52	0.10	0.15	6.63	9.98	5.75	8.65	0.10	0.15
VA 0035	Bulb vegetables, raw	RAC	0.18	26.24	4.72	36.47	6.56	39.29	7.07	39.37	7.09	29.12	5.24	20.21	3.64
VB 0041	Cabbages, head, raw	RAC	0.79	8.97	7.09	27.12	21.42	1.44	1.14	24.96	19.72	4.55	3.59	11.23	8.87
VB 0404	Cauliflower, raw	RAC	0.48	5.27	2.53	5.01	2.40	NC	-	2.70	1.30	5.57	2.67	0.49	0.24
VC 0046	Melons, raw (excl watermelons)	RAC	0.57	9.20	5.24	11.95	6.81	14.63	8.34	8.99	5.12	7.86	4.48	2.46	1.40
VC 0431	Squash, summer, raw (= courgette, zucchini)	RAC	0.655	NC	-	NC	-	5.48	3.59	NC	-	NC	-	1.03	0.67
VO 0444	Peppers, chili, raw	RAC	0.68	5.57	3.79	14.00	9.52	8.25	5.61	5.77	3.92	6.44	4.38	2.53	1.72
-	Peppers, chili, dried	PP	6.8	0.11	0.75	0.21	1.43	0.36	2.45	0.21	1.43	0.25	1.70	0.15	1.02
VO 0445	Peppers, sweet, raw	RAC	0.68	NC	-	NC	-	8.25	5.61	3.03	2.06	NC	-	0.91	0.62
VO 0447	Sweet corn on the cob, raw (incl frozen, incl canned) (i.e. kernels plus cob without husks)	RAC	0.56	11.43	6.40	3.71	2.08	0.74	0.41	13.63	7.63	3.07	1.72	1.50	0.84
VO 0448	Tomato, raw (incl canned, excl juice, excl paste)	RAC	0.71	43.88	31.15	55.41	39.34	35.38	25.12	74.88	53.16	26.50	18.82	9.51	6.75
-	Tomato, paste (i.e. concentrated tomato sauce/puree)	PP	1.3	4.96	6.45	3.20	4.16	0.15	0.20	1.61	2.09	6.88	8.94	0.52	0.68
JF 0448	Tomato, juice (single strength, incl concentrated)	PP	0.48	0.80	0.38	0.10	0.05	0.10	0.05	0.61	0.29	0.40	0.19	0.10	0.05
VL 0482	Lettuce, head, raw	RAC	1.3	NC	-	NC	-	NC	-	NC	-	NC	-	NC	-
VL 0483	Lettuce, leaf, raw	RAC	2.6	14.50	37.70	11.76	30.58	13.14	34.16	19.50	50.70	4.81	12.51	2.23	5.80

Annex 3

538

FLUPYRADIFURONE (285)

International Estimated Daily Intake (IEDI)

ADI = 0–0.0800 mg/kg bw

Codex Code	Commodity description	Expras	STMR mg/kg	Diets as g/person/day			Intake as µg/person/day								
				G07 diet	G07 intake	G08 diet	G08 intake	G09 diet	G09 intake	G10 diet	G10 intake	G11 diet	G11 intake	G12 diet	G12 intake
VL 0485	Mustard greens, raw (i.e. Brassica)	RAC	12	NC	-	NC	-	NC	-	NC	-	NC	-	0.13	1.56
VL 0502	Spinach, raw	RAC	8.5	2.20	18.70	1.76	14.96	13.38	113.73	2.94	24.99	5.53	47.01	0.10	0.85
VP 0061	Beans, green, with pods, raw: beans except broad bean & soya bean (i.e. immature seeds + pods) (Phaseolus spp)	RAC	2.63	5.07	13.33	0.83	2.18	0.17	0.45	3.70	9.73	NC	-	NC	-
VP 0062	Beans, green, without pods, raw: beans except broad bean & soya bean (i.e. immature seeds only) (Phaseolus spp..)	RAC	1.17	2.21	2.59	5.25	6.14	4.17	4.88	1.61	1.88	16.95	19.83	0.17	0.20
VP 0063	Peas green, with pods, raw (i.e. immature seeds + pods) (Pisum spp)	RAC	2.68	NC	-	NC	-	NC	-	NC	-	NC	-	NC	-
VP 0064	Peas, green, without pods, raw (i.e. immature seeds only) (Pisum spp)	RAC	2.78	10.72	29.80	1.99	5.53	2.72	7.56	4.26	11.84	4.23	11.76	NC	-
VD 0071	Beans, dry, raw (Phaseolus spp)	RAC	3.22	1.51	4.86	1.50	4.83	1.90	6.12	5.11	16.45	1.36	4.38	23.43	75.44
VD 0071	Peas, dry, raw (Pisum spp, Vigna spp): garden peas & field peas & cow peas	RAC	3.605	3.80	13.70	1.25	4.51	1.06	3.82	2.33	8.40	2.70	9.73	3.83	13.81
VD 0523	Broad bean, dry, raw (incl horse-bean, broad bean, field bean) (Vicia faba)	RAC	2.49	0.10	0.25	0.10	0.25	1.16	2.89	0.40	1.00	NC	-	0.10	0.25
VD 0524	Chick-pea, dry, raw (Cicer arietinum)	RAC	2.49	0.27	0.67	1.33	3.31	0.32	0.80	0.15	0.37	0.10	0.25	0.10	0.25
VD 0533	Lentil, dry, raw (Ervum lens)	RAC	2.49	0.95	2.37	1.18	2.94	0.40	1.00	0.96	2.39	0.71	1.77	1.28	3.19
VD 0537	Pigeon pea dry, raw (Cajanus cajan)	RAC	2.49	NC	-	NC	-	0.20	0.50	NC	-	NC	-	NC	-
VD 0541	Soya bean, dry, raw (incl flour, incl paste, incl curd, incl sauce, excl oil)	RAC	3.44	0.47	1.62	0.77	2.65	9.12	31.37	8.05	27.69	0.10	0.34	6.06	20.85
OR 0541	Soya oil, refined	PP	0.13	19.06	2.48	21.06	2.74	5.94	0.77	33.78	4.39	40.05	5.21	13.39	1.74
-	Soya flour	PP	5.3	0.22	1.17	0.27	1.43	0.29	1.54	0.17	0.90	NC	-	NC	-
VR 0075	Root and tuber vegetables, raw (incl processed)	RAC	0.29	290.31	84.19	300.35	87.10	214.25	62.13	242.72	70.39	348.67	101.11	137.52	39.88
VR 0508	Sweet potato, raw (incl dried)	RAC	0.291	0.93	0.27	0.32	0.09	64.65	18.81	5.37	1.56	0.30	0.09	3.13	0.91
VR 0589	Potato, raw (incl flour, incl frozen, incl tapioca, excl starch)	RAC	0.291	225.03	65.48	226.35	65.87	71.26	20.74	173.36	50.45	234.55	68.25	37.71	10.97
-	Potato, starch	PP	0.16	NC	-	1.74	0.28	0.10	0.02	0.92	0.15	NC	-	NC	-
VS 0624	Celery	RAC	2.38	7.68	18.28	2.85	6.78	NC	-	3.34	7.95	16.83	40.06	4.04	9.62
GC 0640	Barley, raw (incl malt extract, incl flour & grits, excl pot&pearled, excl beer, excl malt)	RAC	1.315	0.82	1.08	0.21	0.28	0.10	0.13	1.53	2.01	1.58	2.08	0.63	0.83
-	Barley, pot&pearled	PP	0.16	0.57	0.09	2.56	0.41	0.33	0.05	0.56	0.09	0.36	0.06	NC	-
-	Barley beer	PP	0.099	180.21	17.84	259.46	25.69	45.91	4.55	172.36	17.06	234.42	23.21	65.30	6.46
-	Barley Malt	PP	0.64	0.19	0.12	NC	-	0.10	0.06	0.10	0.06	NC	-	2.14	1.37
GC 0641	Buckwheat, raw (incl flour)	RAC	1.315	0.10	0.13	0.79	1.04	0.18	0.24	0.35	0.46	NC	-	NC	-
GC 0645	Maize, raw (incl glucose & dextrose & isoglucose, incl beer, excl flour, excl oil, excl germ, excl starch)	RAC	0.49	0.10	0.05	9.93	4.87	1.40	0.69	10.26	5.03	0.33	0.16	0.10	0.05
CF 1255	Maize, flour (white flour and wholemeal flour)	PP	0.44	14.27	6.28	12.86	5.66	19.71	8.67	12.55	5.52	4.21	1.85	52.30	23.01
-	Maize, germ	PP	0.51	0.10	0.05	NC	-	NC	-	0.10	0.05	NC	-	0.10	0.05

Annex 3

FLUPYRADIFURONE (285)

International Estimated Daily Intake (IEDI)

ADI = 0–0.0800 mg/kg bw

Codex Code	Commodity description	Expr as	STMR mg/kg	Diets as g/person/day				Intake as µg/person/day								
				G07 diet	G07 intake	G08 diet	G08 intake	G09 diet	G09 intake	G10 diet	G10 intake	G11 diet	G11 intake	G12 diet	G12 intake	
-	Maize starch	PP	0.44	NC	-	NC	-	0.19	0.08	7.13	3.14	NC	-	NC	-	
OR 0645	Maize oil	PP	0.44	0.90	0.40	0.47	0.21	0.15	0.07	3.01	1.32	1.86	0.82	0.36	0.16	
GC 0646	Millet, raw (incl flour, incl beer)	RAC	1.315	0.10	0.13	0.16	0.21	1.75	2.30	0.69	0.91	NC	-	NC	-	
GC 0647	Oats, raw (incl rolled)	RAC	1.315	7.50	9.86	6.26	8.23	0.15	0.20	4.87	6.40	3.16	4.16	2.98	3.92	
GC 0650	Rye, raw (incl flour)	RAC	1.315	3.21	4.22	35.38	46.52	0.21	0.28	6.50	8.55	1.49	1.96	NC	-	
GC 0651	Sorghum, raw (incl flour, incl beer)	RAC	1.315	NC	-	NC	-	1.44	1.89	1.15	1.51	NC	-	7.12	9.36	
GC 0653	Triticale, raw (incl flour)	RAC	1.315	0.10	0.13	0.17	0.22	0.29	0.38	0.10	0.13	NC	-	NC	-	
GC 0654	Wheat, raw (incl bulgur, incl fermented beverages, excl germ, excl wholemeal bread, excl white flour products, excl white bread)	RAC	1.315	0.37	0.49	0.10	0.13	0.10	0.13	0.10	0.13	NC	-	0.10	0.13	
CF 1210	Wheat, germ	PP	1.64	0.97	1.59	0.10	0.16	0.10	0.16	0.10	0.16	NC	-	0.10	0.16	
CF 0654	Wheat, bran	PP	2	NC	-	NC	-	NC	-	NC	-	NC	-	NC	-	
CP 1212	Wheat, wholemeal bread	PP	1.05	0.10	0.11	0.10	0.11	0.10	0.11	0.10	0.11	0.10	0.11	0.10	0.11	
CP 1211	Wheat, white bread	PP	0.42	1.30	0.55	0.46	0.19	0.10	0.04	0.22	0.09	2.44	1.02	0.77	0.32	
CF 1211	Wheat, white flour (incl white flour products: starch, gluten, macaroni, pastry)	PP	0.59	199.38	117.63	193.50	114.17	106.30	62.72	185.31	109.33	171.11	100.95	132.37	78.10	
-	Wheat, starch	PP	0.034	NC	-	NC	-	0.10	0.00	0.31	0.01	NC	-	NC	-	
-	Wheat, gluten	PP	0.53	0.68	0.36	NC	-	0.10	0.05	0.10	0.05	NC	-	NC	-	
TN 0672	Pecan nuts, nutmeat	RAC	0.06	0.38	0.02	NC	-	NC	-	0.27	0.02	NC	-	0.26	0.02	
SO 0691	Cotton seed, raw	RAC	0.395	NC	-	NC	-	NC	-	NC	-	NC	-	NC	-	
OR 0691	Cotton seed oil, edible	PP	0.079	1.68	0.13	0.66	0.05	1.13	0.09	1.18	0.09	0.89	0.07	0.37	0.03	
SO 0697	Peanuts, nutmeat, raw	RAC	0.225	2.39	0.54	2.05	0.46	5.25	1.18	4.39	0.99	1.30	0.29	0.62	0.14	
-	Peanuts, roasted	PP	0.17	0.80	0.14	0.14	0.02	0.11	0.02	0.43	0.07	0.10	0.02	0.45	0.08	
OR 0697	Peanut oil, edible	PP	0.13	1.02	0.13	0.23	0.03	1.81	0.24	0.42	0.05	5.23	0.68	0.10	0.01	
-	Peanut butter	PP	0.17	0.10	0.02	0.10	0.02	0.10	0.02	0.10	0.02	0.15	0.03	0.75	0.13	
MM 0095	MEAT FROM MAMMALS other than marine mammals, raw (incl prepared meat)	RAC	0.3	140.03	42.01	150.89	45.27	79.32	23.80	111.24	33.37	120.30	36.09	51.27	15.38	
MF 0100	Mammalian fats, raw, excl milk fats (incl rendered fats)	RAC	0.15	6.44	0.97	15.51	2.33	3.79	0.57	8.29	1.24	18.44	2.77	8.00	1.20	
MO 0105	Edible offal (mammalian), raw	RAC	0.87	15.17	13.20	5.19	4.52	6.30	5.48	6.78	5.90	3.32	2.89	3.17	2.76	
ML 0106	Milks, raw or skimmed (incl dairy products)	RAC	0.11	388.92	42.78	335.88	36.95	49.15	5.41	331.25	36.44	468.56	51.54	245.45	27.00	
PM 0110	Poultry meat, raw (incl prepared)	RAC	0.27	73.76	19.92	53.86	14.54	23.98	6.47	87.12	23.52	53.38	14.41	84.45	22.80	
PF 0111	Poultry fat, raw (incl rendered)	RAC	0.11	0.10	0.01	0.10	0.01	NC	-	0.10	0.01	0.71	0.08	NC	-	
PO 0111	Poultry edible offal, raw (incl prepared)	RAC	0.39	0.33	0.13	0.72	0.28	0.27	0.11	0.35	0.14	0.80	0.31	NC	-	
PE 0112	Eggs, raw, (incl dried)	RAC	0.15	25.84	3.88	29.53	4.43	28.05	4.21	33.19	4.98	36.44	5.47	8.89	1.33	
-	-	-	-	-	-	-	-	-	-	-	-	-	-	-	-	
Total intake (µg/person)=					744.1		757.8		541.1		746.9		721.8		577.0	
Bodyweight per region (kg bw) =					60		60		55		60		60		60	
ADI (µg/person)=					4800		4800		4400		4800		4800		4800	
%ADI=					15.5%		15.8%		12.3%		15.6%		15.0%		12.0%	
Rounded %ADI=					20%		20%		10%		20%		20%		10%	

Annex 3

540

FLUPYRADIFURONE (285)		International Estimated Daily Intake (IEDI)		ADI = 0–0.0800 mg/kg bw									
Codex Code	Commodity description	Expras	STMR mg/kg	Diets: g/person/day		Intake = daily intake: µg/person							
				G13 diet	G13 intake	G14 diet	G14 intake	G15 diet	G15 intake	G16 diet	G16 intake	G17 diet	G17 intake
FC 0002	Lemons and limes, raw (incl lemon juice) (incl kumquat commodities)	RAC	0.32	18.97	6.07	0.97	0.31	6.23	1.99	0.10	0.03	3.35	1.07
FC 0003	Mandarins, raw (incl mandarin juice)	RAC	0.44	0.16	0.07	0.27	0.12	9.06	3.99	0.10	0.04	0.10	0.04
FC 0004	Oranges, sweet, sour, raw	RAC	0.505	1.18	0.60	1.11	0.56	14.28	7.21	0.10	0.05	1.08	0.55
JF 0004	Oranges, juice (single strength, incl. concentrated)	PP	0.068	0.10	0.01	0.26	0.02	12.61	0.86	0.14	0.01	0.33	0.02
FC 0005	Pummelo and grapefruits, raw (incl grapefruit juice)	RAC	0.21	0.68	0.14	0.10	0.02	3.21	0.67	0.10	0.02	NC	-
FP 0009	Pome fruit, raw (incl cider, excl apple juice)	RAC	0.45	68.85	30.98	10.93	4.92	70.82	31.87	189.78	85.40	19.56	8.80
JF 0226	Apple juice, single strength (incl. concentrated)	PP	0.14	0.10	0.01	0.10	0.01	7.19	1.01	0.10	0.01	NC	-
FS 0013	Cherries, raw	RAC	0.555	0.10	0.06	0.10	0.06	5.96	3.31	0.10	0.06	NC	-
FS 0302	Jujube, Chinese, raw	RAC	0.23	NC	-	NC	-	NC	-	NC	-	NC	-
FS 0014	Plums, raw (excl jujube)	RAC	0.23	0.10	0.02	0.10	0.02	15.56	3.58	0.10	0.02	NC	-
DF 0014	Plum, dried (prunes)	PP	1.15	0.10	0.12	0.10	0.12	0.37	0.43	0.10	0.12	NC	-
FS 2001	Peaches, nectarines, apricots, raw (incl dried apricots)	RAC	0.39	0.10	0.04	0.10	0.04	10.76	4.20	0.10	0.04	NC	-
FB 2006	Bush berries, raw (including processed) (i.e. blueberries, currants, gooseberries, rose hips)	RAC	0.725	0.82	0.59	4.05	2.94	5.94	4.31	0.43	0.31	2.66	1.93
FB 0269	Grape, raw	RAC	0.63	0.14	0.09	0.36	0.23	15.22	9.59	0.10	0.06	0.10	0.06
-	Grape must	PP	0.44	0.10	0.04	0.10	0.04	0.11	0.05	0.10	0.04	0.19	0.08
DF 0269	Grape, dried (= currants, raisins and sultanas)	PP	1.6	0.10	0.16	0.13	0.21	1.06	1.70	0.10	0.16	0.10	0.16
JF 0269	Grape juice	PP	0.43	0.10	0.04	0.10	0.04	0.41	0.18	0.10	0.04	NC	-
-	Grape wine (incl vermouths)	PP	0.26	0.31	0.08	0.23	0.06	60.43	15.71	0.52	0.14	31.91	8.30
FB 0275	Strawberry, raw	RAC	1.505	0.10	0.15	0.10	0.15	3.35	5.04	0.10	0.15	0.10	0.15
VA 0035	Bulb vegetables, raw	RAC	0.18	11.28	2.03	23.80	4.28	36.11	6.50	9.66	1.74	8.69	1.56
VB 0041	Cabbages, head, raw	RAC	0.79	3.82	3.02	2.99	2.36	49.16	38.84	0.10	0.08	NC	-
VB 0404	Cauliflower, raw	RAC	0.48	0.10	0.05	0.10	0.05	2.73	1.31	0.10	0.05	NC	-
VC 0046	Melons, raw (excl watermelons)	RAC	0.57	0.19	0.11	0.10	0.06	4.98	2.84	0.10	0.06	NC	-
VC 0431	Squash, summer, raw (= courgette, zucchini)	RAC	0.655	0.10	0.07	1.01	0.66	NC	-	1.91	1.25	NC	-
VO 0444	Peppers, chili, raw	RAC	0.68	3.47	2.36	3.56	2.42	16.30	11.08	0.10	0.07	NC	-
-	Peppers, chili, dried	PP	6.8	0.58	3.94	1.27	8.64	1.21	8.23	0.12	0.82	NC	-
VO 0445	Peppers, sweet, raw	RAC	0.68	1.24	0.84	1.27	0.86	NC	-	0.10	0.07	NC	-
VO 0447	Sweet corn on the cob, raw (incl frozen, incl canned) (i.e. kernels plus cob without husks)	RAC	0.56	3.63	2.03	20.50	11.48	8.78	4.92	0.10	0.06	0.17	0.10
VO 0448	Tomato, raw (incl canned, excl juice, excl paste)	RAC	0.71	13.10	9.30	4.90	3.48	62.16	44.13	1.04	0.74	0.10	0.07
-	Tomato, paste (i.e. concentrated tomato sauce/puree)	PP	1.3	0.58	0.75	0.22	0.29	2.21	2.87	0.24	0.31	3.10	4.03
JF 0448	Tomato, juice (single strength, incl concentrated)	PP	0.48	0.10	0.05	0.10	0.05	0.42	0.20	0.10	0.05	0.10	0.05
VL 0482	Lettuce, head, raw	RAC	1.3	NC	-	NC	-	NC	-	NC	-	NC	-
VL 0483	Lettuce, leaf, raw	RAC	2.6	0.29	0.75	0.10	0.26	6.71	17.45	0.10	0.26	NC	-
VL 0485	Mustard greens, raw (i.e. Brassica)	RAC	12	0.10	1.20	0.10	1.20	NC	-	0.10	1.20	NC	-

Annex 3

FLUPYRADIFURONE (285)		International Estimated Daily Intake (IEDI)				ADI = 0–0.0800 mg/kg bw							
Codex Code	Commodity description	Expras	STMR mg/kg	Diets: g/person/day		Intake = daily intake: µg/person							
				G13 diet	G13 intake	G14 diet	G14 intake	G15 diet	G15 intake	G16 diet	G16 intake	G17 diet	G17 intake
VL 0502	Spinach, raw	RAC	8.5	0.17	1.45	0.10	0.85	0.81	6.89	0.10	0.85	NC	-
VP 0061	Beans, green, with pods, raw: beans except broad bean & soya bean (i.e. immature seeds + pods) (Phaseolus spp)	RAC	2.63	NC	-	NC	-	NC	-	NC	-	NC	-
VP 0062	Beans, green, without pods, raw: beans except broad bean & soya bean (i.e. immature seeds only) (Phaseolus spp.)	RAC	1.17	0.30	0.35	3.13	3.66	4.11	4.81	0.10	0.12	NC	-
VP 0063	Peas green, with pods, raw (i.e. immature seeds + pods) (Pisum spp)	RAC	2.68	NC	-	NC	-	NC	-	NC	-	NC	-
VP 0064	Peas, green, without pods, raw (i.e. immature seeds only) (Pisum spp)	RAC	2.78	0.21	0.58	0.10	0.28	5.51	15.32	0.10	0.28	NC	-
VD 0071	Beans, dry, raw (Phaseolus spp)	RAC	3.22	7.11	22.89	2.33	7.50	3.76	12.11	44.70	143.93	3.27	10.53
VD 0071	Peas, dry, raw (Pisum spp, Vigna spp): garden peas & field peas & cow peas	RAC	3.605	14.30	51.55	3.51	12.65	3.52	12.69	7.89	28.44	0.74	2.67
VD 0523	Broad bean, dry, raw (incl horse-bean, broad bean, field bean) (Vicia faba)	RAC	2.49	3.70	9.21	0.10	0.25	0.17	0.42	0.10	0.25	NC	-
VD 0524	Chick-pea, dry, raw (Cicer arietinum)	RAC	2.49	1.09	2.71	1.56	3.88	0.33	0.82	0.18	0.45	0.47	1.17
VD 0533	Lentil, dry, raw (Ervum lens)	RAC	2.49	0.67	1.67	7.26	18.08	0.37	0.92	0.10	0.25	NC	-
VD 0537	Pigeon pea dry, raw (Cajanus cajan)	RAC	2.49	1.14	2.84	0.10	0.25	NC	-	5.53	13.77	NC	-
VD 0541	Soya bean, dry, raw (incl flour, incl paste, incl curd, incl sauce, excl oil)	RAC	3.44	2.89	9.94	0.21	0.72	0.48	1.65	3.16	10.87	0.26	0.89
OR 0541	Soya oil, refined	PP	0.13	2.32	0.30	2.54	0.33	18.70	2.43	2.51	0.33	6.29	0.82
-	Soya flour	PP	5.3	0.11	0.58	0.10	0.53	0.10	0.53	0.10	0.53	0.10	0.53
VR 0075	Root and tuber vegetables, raw (incl processed)	RAC	0.29	282.25	81.85	232.11	67.31	281.91	81.75	620.21	179.86	459.96	133.39
VR 0508	Sweet potato, raw (incl dried)	RAC	0.291	28.83	8.39	61.55	17.91	0.15	0.04	221.94	64.58	NC	-
VR 0589	Potato, raw (incl flour, incl frozen, incl tapioca, excl starch)	RAC	0.291	23.96	6.97	13.54	3.94	213.41	62.10	104.35	30.37	8.56	2.49
-	Potato, starch	PP	0.16	0.10	0.02	0.10	0.02	NC	-	NC	-	NC	-
VS 0624	Celery	RAC	2.38	3.66	8.71	2.65	6.31	4.84	11.52	2.47	5.88	4.94	11.76
GC 0640	Barley, raw (incl malt extract, incl flour & grits, excl pot&pearled, excl beer, excl malt)	RAC	1.315	0.10	0.13	0.10	0.13	0.80	1.05	0.10	0.13	0.11	0.14
-	Barley, pot&pearled	PP	0.16	5.46	0.87	0.10	0.02	1.44	0.23	0.10	0.02	NC	-
-	Barley beer	PP	0.099	16.25	1.61	11.36	1.12	225.21	22.30	19.49	1.93	52.17	5.16
-	Barley Malt	PP	0.64	0.10	0.06	0.11	0.07	0.67	0.43	0.10	0.06	4.61	2.95
GC 0641	Buckwheat, raw (incl flour)	RAC	1.315	0.10	0.13	2.82	3.71	0.10	0.13	0.10	0.13	NC	-
GC 0645	Maize, raw (incl glucose & dextrose & isoglucose, incl beer, excl flour, excl oil, excl germ, excl starch)	RAC	0.49	0.54	0.26	0.51	0.25	3.26	1.60	7.96	3.90	NC	-
CF 1255	Maize, flour (white flour and wholemeal flour)	PP	0.44	94.34	41.51	8.09	3.56	28.03	12.33	55.94	24.61	28.07	12.35
-	Maize, germ	PP	0.51	0.10	0.05	NC	-	NC	-	NC	-	NC	-
-	Maize starch	PP	0.44	0.10	0.04	0.10	0.04	NC	-	NC	-	NC	-
OR 0645	Maize oil	PP	0.44	0.33	0.15	0.10	0.04	0.81	0.36	0.10	0.04	NC	-
GC 0646	Millet, raw (incl flour, incl beer)	RAC	1.315	61.13	80.39	0.78	1.03	NC	-	33.55	44.12	NC	-

Annex 3

FLUPYRADIFURONE (285)

International Estimated Daily Intake (IEDI)

ADI = 0–0.0800 mg/kg bw

Codex Code	Commodity description	Expras	STMR mg/kg	Diets: g/person/day				Intake = daily intake: µg/person						
				G13 diet	G13 intake	G14 diet	G14 intake	G15 diet	G15 intake	G16 diet	G16 intake	G17 diet	G17 intake	
GC 0647	Oats, raw (incl rolled)	RAC	1.315	0.37	0.49	0.10	0.13	2.79	3.67	0.10	0.13	NC	-	
GC 0650	Rye, raw (incl flour)	RAC	1.315	0.10	0.13	0.10	0.13	13.95	18.34	0.10	0.13	0.88	1.16	
GC 0651	Sorghum, raw (incl flour, incl beer)	RAC	1.315	89.16	117.25	2.02	2.66	NC	-	35.38	46.52	NC	-	
GC 0653	Triticale, raw (incl flour)	RAC	1.315	0.10	0.13	NC	-	NC	-	NC	-	NC	-	
GC 0654	Wheat, raw (incl bulgur, incl fermented beverages, excl germ, excl wholemeal bread, excl white flour products, excl white bread)	RAC	1.315	0.10	0.13	0.10	0.13	0.10	0.13	0.10	0.13	0.97	1.28	
CF 1210	Wheat, germ	PP	1.64	0.10	0.16	0.10	0.16	0.10	0.16	0.10	0.16	NC	-	
CF 0654	Wheat, bran	PP	2	NC	-	NC	-	NC	-	NC	-	NC	-	
CP 1212	Wheat, wholemeal bread	PP	1.05	0.10	0.11	0.10	0.11	0.10	0.11	0.10	0.11	0.10	0.11	
CP 1211	Wheat, white bread	PP	0.42	0.43	0.18	0.41	0.17	1.56	0.66	0.11	0.05	0.10	0.04	
CF 1211	Wheat, white flour (incl white flour products: starch, gluten, macaroni, pastry)	PP	0.59	45.21	26.67	87.37	51.55	215.61	127.21	20.42	12.05	103.67	61.17	
-	Wheat, starch	PP	0.034	0.10	0.00	0.10	0.00	NC	-	NC	-	NC	-	
-	Wheat, gluten	PP	0.53	0.10	0.05	0.10	0.05	0.10	0.05	0.10	0.05	0.19	0.10	
TN 0672	Pecan nuts, nutmeat	RAC	0.06	0.15	0.01	0.22	0.01	0.31	0.02	0.10	0.01	0.10	0.01	
SO 0691	Cotton seed, raw	RAC	0.395	NC	-	NC	-	NC	-	NC	-	NC	-	
OR 0691	Cotton seed oil, edible	PP	0.079	1.28	0.10	0.10	0.01	0.45	0.04	0.42	0.03	0.15	0.01	
SO 0697	Peanuts, nutmeat, raw	RAC	0.225	7.12	1.60	0.32	0.07	1.34	0.30	6.21	1.40	0.53	0.12	
-	Peanuts, roasted	PP	0.17	0.10	0.02	0.10	0.02	0.48	0.08	0.10	0.02	NC	-	
OR 0697	Peanut oil, edible	PP	0.13	5.02	0.65	0.10	0.01	0.17	0.02	0.29	0.04	NC	-	
-	Peanut butter	PP	0.17	0.10	0.02	0.10	0.02	0.10	0.02	NC	-	NC	-	
MM 0095	MEAT FROM MAMMALS other than marine mammals, raw (incl prepared meat)	RAC	0.3	29.18	8.75	50.89	15.27	121.44	36.43	22.58	6.77	72.14	21.64	
MF 0100	Mammalian fats, raw, excl milk fats (incl rendered fats)	RAC	0.15	1.05	0.16	1.14	0.17	18.69	2.80	0.94	0.14	3.12	0.47	
MO 0105	Edible offal (mammalian), raw	RAC	0.87	4.64	4.04	1.97	1.71	10.01	8.71	3.27	2.84	3.98	3.46	
ML 0106	Milks, raw or skimmed (incl dairy products)	RAC	0.11	108.75	11.96	70.31	7.73	436.11	47.97	61.55	6.77	79.09	8.70	
PM 0110	Poultry meat, raw (incl prepared)	RAC	0.27	3.92	1.06	12.03	3.25	57.07	15.41	5.03	1.36	55.56	15.00	
PF 0111	Poultry fat, raw (incl rendered)	RAC	0.11	NC	-	NC	-	0.32	0.04	NC	-	NC	-	
PO 0111	Poultry edible offal, raw (incl prepared)	RAC	0.39	0.10	0.04	0.70	0.27	0.97	0.38	0.10	0.04	NC	-	
PE 0112	Eggs, raw, (incl dried)	RAC	0.15	3.84	0.58	4.41	0.66	27.25	4.09	1.13	0.17	7.39	1.11	
-	-	-	-	-	-	-	-	-	-	-	-	-	-	
Total intake (µg/person)=								575.3	284.7	753.1	728.1	326.2		
Bodyweight per region (kg bw) =								60	60	60	60	60		
ADI (µg/person)=								4800	4800	4800	4800	4800		
%ADI=								12.0%	5.9%	15.7%	15.2%	6.8%		
Rounded %ADI=								10%	6%	20%	20%	7%		

Annex 3

FOSETYL ALPHOSPHONIC ACID (301/302)

International Estimated Daily Intake (IEDI)

ADI = 0–1 mg/kg bw

Codex Code	Commodity description	Expr as	STMR mg/kg	Diets as g/person/day			Intake as µg/person/day								
				G01 diet	G01 intake	G02 diet	G02 intake	G03 diet	G03 intake	G04 diet	G04 intake	G05 diet	G05 intake	G06 diet	G06 intake
FC 0003	Mandarins, raw (incl mandarin juice)	RAC	13	6.18	80.34	3.66	47.58	0.25	3.25	6.82	88.66	3.49	45.37	19.38	251.94
FC 0004	Oranges, sweet, sour, raw	RAC	4.8	20.66	99.17	5.23	25.10	11.90	57.12	37.90	181.92	21.16	101.57	56.46	271.01
JF 0004	Oranges, juice (single strength, incl. concentrated)	PP	4.5	1.27	5.72	2.20	9.90	0.10	0.45	11.81	53.15	0.46	2.07	1.69	7.61
FP 0226	Apple, raw (incl cider, excl juice)	RAC	15	13.49	202.35	26.63	399.45	15.05	225.75	16.28	244.20	6.47	97.05	47.88	718.20
JF 0226	Apple juice, single strength (incl. concentrated)	PP	14	0.32	4.48	3.07	42.98	0.10	1.40	5.00	70.00	0.29	4.06	5.57	77.98
FP 0228	Loquat, raw (incl processed)	RAC	15	0.59	8.85	0.36	5.40	0.46	6.90	1.88	28.20	NC	-	1.15	17.25
FP 0229	Medlar, raw (incl processed)	RAC	15	0.47	7.05	0.29	4.35	0.36	5.40	1.49	22.35	NC	-	0.92	13.80
FP 0230	Pear, raw	RAC	15	2.16	32.40	6.24	93.60	0.10	1.50	4.07	61.05	1.16	17.40	5.34	80.10
FP 0307	Persimmon, Japanese, raw	RAC	15	1.91	28.65	0.10	1.50	1.94	29.10	1.96	29.40	NC	-	0.25	3.75
FP 0231	Quince, raw	RAC	15	0.73	10.95	0.54	8.10	0.10	1.50	0.10	1.50	0.10	1.50	1.31	19.65
FB 0269	Grape, raw (incl dried, excl must, excl juice, excl wine)	RAC	15.5	14.82	229.71	11.26	174.53	0.10	1.55	22.16	343.48	4.19	64.95	63.05	977.28
-	Grape must	PP	9.1	0.33	3.00	0.13	1.18	0.10	0.91	0.10	0.91	0.10	0.91	0.10	0.91
JF 0269	Grape juice	PP	15	0.14	2.10	0.29	4.35	0.10	1.50	0.30	4.50	0.24	3.60	0.10	1.50
-	Grape wine (incl vermouths)	PP	12	0.67	8.04	12.53	150.36	2.01	24.12	1.21	14.52	3.53	42.36	4.01	48.12
FB 0275	Strawberry, raw	RAC	11	0.70	7.70	2.01	22.11	0.10	1.10	1.36	14.96	0.37	4.07	2.53	27.83
FI 0326	Avocado, raw	RAC	3.4	0.13	0.44	0.10	0.34	2.05	6.97	2.54	8.64	2.34	7.96	0.12	0.41
VC 0046	Melons, raw (excl watermelons)	RAC	14	8.90	124.60	8.64	120.96	0.80	11.20	17.90	250.60	2.80	39.20	29.17	408.38
VC 0424	Cucumber, raw	RAC	14	8.01	112.14	30.66	429.24	1.45	20.30	19.84	277.76	0.27	3.78	34.92	488.88
VC 0431	Squash, summer, raw (= courgette, zucchini)	RAC	25.5	0.78	19.89	2.06	52.53	0.30	7.65	1.61	41.06	2.25	57.38	2.36	60.18
VO 0445	Peppers, sweet, raw	RAC	0.36	1.43	0.51	2.61	0.94	1.05	0.38	2.01	0.72	2.59	0.93	6.24	2.25
VO 0448	Tomato, raw	RAC	0.34	41.73	14.19	75.65	25.72	10.66	3.62	82.87	28.18	24.75	8.42	200.93	68.32
-	Tomato, canned (& peeled)	PP	0.3	0.20	0.06	0.31	0.09	0.10	0.03	1.11	0.33	0.11	0.03	1.50	0.45
-	Tomato, paste (i.e. concentrated tomato sauce/puree)	PP	0.48	2.34	1.12	1.33	0.64	1.57	0.75	4.24	2.04	0.34	0.16	2.83	1.36
JF 0448	Tomato, juice (single strength, incl. concentrated)	PP	0.27	0.29	0.08	0.29	0.08	0.10	0.03	0.38	0.10	0.10	0.03	0.14	0.04
VL 0482	Lettuce, head, raw	RAC	41	NC	-	NC	-	NC	-	NC	-	NC	-	NC	-
VL 0483	Lettuce, leaf, raw	RAC	9.1	0.53	4.82	0.36	3.28	0.16	1.46	6.21	56.51	1.90	17.29	6.05	55.06
VL 0502	Spinach, raw	RAC	4.1	0.74	3.03	0.22	0.90	0.10	0.41	0.91	3.73	0.10	0.41	2.92	11.97
TN 0085	Tree nuts, raw (incl processed)	RAC	54	4.06	219.24	3.27	176.58	7.01	378.54	13.93	752.22	14.01	756.54	9.36	505.44
DH 1100	Hops, dry	RAC	350	0.10	35.00	0.10	35.00	0.10	35.00	0.10	35.00	NC	-	0.10	35.00
MM 0095	MEAT FROM MAMMALS other than marine mammals, raw (incl prepared meat) -80% as muscle	RAC	0.07	24.96	1.75	57.95	4.06	16.70	1.17	38.38	2.69	26.46	1.85	29.00	2.03
MM 0095	MEAT FROM MAMMALS other than marine mammals, raw (incl prepared meat) - 20% as fat	RAC	0.12	6.24	0.75	14.49	1.74	4.18	0.50	9.60	1.15	6.62	0.79	7.25	0.87
MF 0100	Mammalian fats, raw, excl milk fats (incl rendered fats)	RAC	0.12	3.29	0.39	6.14	0.74	0.82	0.10	1.57	0.19	2.23	0.27	1.07	0.13
MO 0105	Edible offal (mammalian), raw	RAC	0.29	4.79	1.39	9.68	2.81	2.97	0.86	5.49	1.59	3.84	1.11	5.03	1.46
ML 0106	Milks, raw or skimmed (incl dairy products)	RAC	0.05	289.65	14.48	485.88	24.29	26.92	1.35	239.03	11.95	199.91	10.00	180.53	9.03

Annex 3

FOSETYL AI/PHOSPHONIC ACID (301/302)

International Estimated Daily Intake (IEDI)

ADI = 0–1 mg/kg bw

Codex Code	Commodity description	Expr as	STMR mg/kg	Diets as g/person/day			Intake as µg/person/day								
				G01 diet	G01 intake	G02 diet	G02 intake	G03 diet	G03 intake	G04 diet	G04 intake	G05 diet	G05 intake	G06 diet	G06 intake
-	-	-	-	-	-	-	-	-	-	-	-	-	-	-	-
	Total intake (µg/person)=				1284.4		1870.4		831.9		2633.2		1291.0		4168.2
	Bodyweight per region (kg bw) =				60		60		60		60		60		60
	ADI (µg/person)=				60000		60000		60000		60000		60000		60000
	%ADI=				2.1%		3.1%		1.4%		4.4%		2.2%		6.9%
	Rounded %ADI=				2%		3%		1%		4%		2%		7%

FOSETYL AI/PHOSPHONIC ACID (301/302)

International Estimated Daily Intake (IEDI)

ADI = 0–1 mg/kg bw

Codex Code	Commodity description	Expr as	STMR mg/kg	Diets as g/person/day			Intake as µg/person/day								
				G07 diet	G07 intake	G08 diet	G08 intake	G09 diet	G09 intake	G10 diet	G10 intake	G11 diet	G11 intake	G12 diet	G12 intake
FC 0003	Mandarins, raw (incl mandarin juice)	RAC	13	12.42	161.46	14.99	194.87	16.08	209.04	10.78	140.14	9.94	129.22	NC	-
FC 0004	Oranges, sweet, sour, raw	RAC	4.8	15.68	75.26	24.00	115.20	6.80	32.64	29.09	139.63	15.39	73.87	160.47	770.26
JF 0004	Oranges, juice (single strength, incl. concentrated)	PP	4.5	33.31	149.90	1.78	8.01	0.28	1.26	18.97	85.37	14.01	63.05	13.36	60.12
FP 0226	Apple, raw (incl cider, excl juice)	RAC	15	41.14	617.10	56.49	847.35	26.64	399.60	31.58	473.70	51.94	779.10	3.05	45.75
JF 0226	Apple juice, single strength (incl. concentrated)	PP	14	14.88	208.32	11.98	167.72	0.15	2.10	9.98	139.72	30.32	424.48	3.47	48.58
FP 0228	Loquat, raw (incl processed)	RAC	15	0.96	14.40	NC	-	NC	-	3.92	58.80	NC	-	2.49	37.35
FP 0229	Medlar, raw (incl processed)	RAC	15	NC	-	NC	-	NC	-	NC	-	NC	-	1.98	29.70
FP 0230	Pear, raw	RAC	15	8.79	131.85	8.44	126.60	12.37	185.55	9.60	144.00	10.27	154.05	0.23	3.45
FP 0307	Persimmon, Japanese, raw	RAC	15	0.10	1.50	0.30	4.50	3.59	53.85	0.15	2.25	0.10	1.50	NC	-
FP 0231	Quince, raw	RAC	15	0.19	2.85	0.18	2.70	0.11	1.65	0.10	1.50	0.28	4.20	NC	-
FB 0269	Grape, raw (incl dried, excl must, excl juice, excl wine)	RAC	15.5	19.22	297.91	17.53	271.72	5.32	82.46	15.12	234.36	22.29	345.50	2.51	38.91
-	Grape must	PP	9.1	0.16	1.46	0.10	0.91	0.10	0.91	0.12	1.09	0.11	1.00	NC	-
JF 0269	Grape juice	PP	15	0.56	8.40	1.96	29.40	0.10	1.50	2.24	33.60	2.27	34.05	0.34	5.10
-	Grape wine (incl vermouths)	PP	12	88.93	1067.16	62.41	748.92	1.84	22.08	25.07	300.84	61.17	734.04	5.84	70.08
FB 0275	Strawberry, raw	RAC	11	4.49	49.39	5.66	62.26	0.10	1.10	6.63	72.93	5.75	63.25	0.10	1.10
FI 0326	Avocado, raw	RAC	3.4	2.65	9.01	0.87	2.96	0.46	1.56	1.64	5.58	1.30	4.42	0.96	3.26
VC 0046	Melons, raw (excl watermelons)	RAC	14	9.20	128.80	11.95	167.30	14.63	204.82	8.99	125.86	7.86	110.04	2.46	34.44
VC 0424	Cucumber, raw	RAC	14	6.72	94.08	11.03	154.42	32.10	449.40	15.10	211.40	4.05	56.70	9.57	133.98
VC 0431	Squash, summer, raw (= courgette, zucchini)	RAC	25.5	NC	-	NC	-	5.48	139.74	NC	-	NC	-	1.03	26.27
VO 0445	Peppers, sweet, raw	RAC	0.36	NC	-	NC	-	8.25	2.97	3.03	1.09	NC	-	0.91	0.33
VO 0448	Tomato, raw	RAC	0.34	32.13	10.92	51.27	17.43	34.92	11.87	73.37	24.95	15.15	5.15	8.88	3.02
-	Tomato, canned (& peeled)	PP	0.3	7.57	2.27	2.66	0.80	0.30	0.09	0.97	0.29	7.31	2.19	0.41	0.12
-	Tomato, paste (i.e. concentrated tomato sauce/puree)	PP	0.48	4.96	2.38	3.20	1.54	0.15	0.07	1.61	0.77	6.88	3.30	0.52	0.25
JF 0448	Tomato, juice (single strength, incl concentrated)	PP	0.27	0.80	0.22	0.10	0.03	0.10	0.03	0.61	0.16	0.40	0.11	0.10	0.03

Annex 3

FOSETYL AI/PHOSPHONIC ACID (301/302)			International Estimated Daily Intake (IEDI)						ADI = 0–1 mg/kg bw													
Codex Code	Commodity description	Expr as	STMR mg/kg	Diets as g/person/day			Intake as µg/person/day															
				G07 diet	G07 intake	G08 diet	G08 intake	G09 diet	G09 intake	G10 diet	G10 intake	G11 diet	G11 intake	G12 diet	G12 intake							
VL 0482	Lettuce, head, raw	RAC	41	NC	-	NC	-	NC	-	NC	-	NC	-	NC	-							
VL 0483	Lettuce, leaf, raw	RAC	9.1	14.50	131.95	11.76	107.02	13.14	119.57	19.50	177.45	4.81	43.77	2.23	20.29							
VL 0502	Spinach, raw	RAC	4.1	2.20	9.02	1.76	7.22	13.38	54.86	2.94	12.05	5.53	22.67	0.10	0.41							
TN 0085	Tree nuts, raw (incl processed)	RAC	54	8.52	460.08	8.94	482.76	15.09	814.86	9.60	518.40	14.57	786.78	26.26	1418.04							
DH 1100	Hops, dry	RAC	350	NC	-	NC	-	0.10	35.00	0.10	35.00	NC	-	NC	-							
MM 0095	MEAT FROM MAMMALS other than marine mammals, raw (incl prepared meat) -80% as muscle	RAC	0.07	112.02	7.84	120.71	8.45	63.46	4.44	88.99	6.23	96.24	6.74	41.02	2.87							
MM 0095	MEAT FROM MAMMALS other than marine mammals, raw (incl prepared meat) - 20% as fat	RAC	0.12	28.01	3.36	30.18	3.62	15.86	1.90	22.25	2.67	24.06	2.89	10.25	1.23							
MF 0100	Mammalian fats, raw, excl milk fats (incl rendered fats)	RAC	0.12	6.44	0.77	15.51	1.86	3.79	0.45	8.29	0.99	18.44	2.21	8.00	0.96							
MO 0105	Edible offal (mammalian), raw	RAC	0.29	15.17	4.40	5.19	1.51	6.30	1.83	6.78	1.97	3.32	0.96	3.17	0.92							
ML 0106	Milks, raw or skimmed (incl dairy products)	RAC	0.05	388.92	19.45	335.88	16.79	49.15	2.46	331.25	16.56	468.56	23.43	245.45	12.27							
Total intake (µg/person)=					3671.5			3553.8			2839.7			2969.4			3878.7			2769.1		
Bodyweight per region (kg bw) =					60			60			55			60			60			60		
ADI (µg/person)=					60000			60000			55000			60000			60000			60000		
%ADI=					6.1%			5.9%			5.2%			4.9%			6.5%			4.6%		
Rounded %ADI=					6%			6%			5%			5%			6%			5%		

FOSETYL AI/PHOSPHONIC ACID (301/302)			International Estimated Daily Intake (IEDI)						ADI = 0–1 mg/kg bw					
Codex Code	Commodity description	Expr as	STMR mg/kg	Diets: g/person/day			Intake = daily intake: µg/person							
				G13 diet	G13 intake	G14 diet	G14 intake	G15 diet	G15 intake	G16 diet	G16 intake	G17 diet	G17 intake	
FC 0003	Mandarins, raw (incl mandarin juice)	RAC	13	0.16	2.08	0.27	3.51	9.06	117.78	0.10	1.30	0.10	1.30	
FC 0004	Oranges, sweet, sour, raw	RAC	4.8	1.18	5.66	1.11	5.33	14.28	68.54	0.10	0.48	1.08	5.18	
JF 0004	Oranges, juice (single strength, incl. concentrated)	PP	4.5	0.10	0.45	0.26	1.17	12.61	56.75	0.14	0.63	0.33	1.49	
FP 0226	Apple, raw (incl cider, excl juice)	RAC	15	66.67	1000.05	2.06	30.90	55.83	837.45	188.29	2824.35	1.38	20.70	
JF 0226	Apple juice, single strength (incl. concentrated)	PP	14	0.10	1.40	0.10	1.40	7.19	100.66	0.10	1.40	NC	-	
FP 0228	Loquat, raw (incl processed)	RAC	15	0.94	14.10	4.68	70.20	NC	-	0.50	7.50	3.08	46.20	
FP 0229	Medlar, raw (incl processed)	RAC	15	0.75	11.25	3.73	55.95	4.87	73.05	0.40	6.00	2.45	36.75	
FP 0230	Pear, raw	RAC	15	0.10	1.50	0.14	2.10	9.45	141.75	0.10	1.50	0.14	2.10	
FP 0307	Persimmon, Japanese, raw	RAC	15	0.41	6.15	0.32	4.80	0.10	1.50	0.58	8.70	12.51	187.65	
FP 0231	Quince, raw	RAC	15	NC	-	NC	-	0.65	9.75	NC	-	NC	-	
FB 0269	Grape, raw (incl dried, excl must, excl juice, excl wine)	RAC	15.5	0.16	2.48	0.92	14.26	19.62	304.11	0.10	1.55	0.21	3.26	
-	Grape must	PP	9.1	0.10	0.91	0.10	0.91	0.11	1.00	0.10	0.91	0.19	1.73	
JF 0269	Grape juice	PP	15	0.10	1.50	0.10	1.50	0.41	6.15	0.10	1.50	NC	-	
-	Grape wine (incl vermouths)	PP	12	0.31	3.72	0.23	2.76	60.43	725.16	0.52	6.24	31.91	382.92	

Annex 3

546

FOSETYL ALPHOSPHONIC ACID (301/302)

International Estimated Daily Intake (IEDI)

ADI = 0–1 mg/kg bw

Codex Code	Commodity description	Expr as	STMR mg/kg	Diets: g/person/day		Intake = daily intake: µg/person							
				G13 diet	G13 intake	G14 diet	G14 intake	G15 diet	G15 intake	G16 diet	G16 intake	G17 diet	G17 intake
FB 0275	Strawberry, raw	RAC	11	0.10	1.10	0.10	1.10	3.35	36.85	0.10	1.10	0.10	1.10
FI 0326	Avocado, raw	RAC	3.4	1.12	3.81	0.10	0.34	0.84	2.86	0.10	0.34	6.60	22.44
VC 0046	Melons, raw (excl watermelons)	RAC	14	0.19	2.66	0.10	1.40	4.98	69.72	0.10	1.40	NC	-
VC 0424	Cucumber, raw	RAC	14	0.68	9.52	1.81	25.34	10.40	145.60	0.10	1.40	0.10	1.40
VC 0431	Squash, summer, raw (= courgette, zucchini)	RAC	25.5	0.10	2.55	1.01	25.76	NC	-	1.91	48.71	NC	-
VO 0445	Peppers, sweet, raw	RAC	0.36	1.24	0.45	1.27	0.46	NC	-	0.10	0.04	NC	-
VO 0448	Tomato, raw	RAC	0.34	12.99	4.42	4.79	1.63	58.40	19.86	0.92	0.31	0.10	0.03
-	Tomato, canned (& peeled)	PP	0.3	0.10	0.03	0.10	0.03	2.42	0.73	0.10	0.03	NC	-
-	Tomato, paste (i.e. concentrated tomato sauce/puree)	PP	0.48	0.58	0.28	0.22	0.11	2.21	1.06	0.24	0.12	3.10	1.49
JF 0448	Tomato, juice (single strength, incl concentrated)	PP	0.27	0.10	0.03	0.10	0.03	0.42	0.11	0.10	0.03	0.10	0.03
VL 0482	Lettuce, head, raw	RAC	41	NC	-	NC	-	NC	-	NC	-	NC	-
VL 0483	Lettuce, leaf, raw	RAC	9.1	0.29	2.64	0.10	0.91	6.71	61.06	0.10	0.91	NC	-
VL 0502	Spinach, raw	RAC	4.1	0.17	0.70	0.10	0.41	0.81	3.32	0.10	0.41	NC	-
TN 0085	Tree nuts, raw (incl processed)	RAC	54	4.39	237.06	135.53	7318.62	6.11	329.94	0.72	38.88	317.74	17157.96
DH 1100	Hops, dry	RAC	350	NC	-	NC	-	0.10	35.00	NC	-	NC	-
MM 0095	MEAT FROM MAMMALS other than marine mammals, raw (incl prepared meat) -80% as muscle	RAC	0.07	23.34	1.63	40.71	2.85	97.15	6.80	18.06	1.26	57.71	4.04
MM 0095	MEAT FROM MAMMALS other than marine mammals, raw (incl prepared meat) - 20% as fat	RAC	0.12	5.84	0.70	10.18	1.22	24.29	2.91	4.52	0.54	14.43	1.73
MF 0100	Mammalian fats, raw, excl milk fats (incl rendered fats)	RAC	0.12	1.05	0.13	1.14	0.14	18.69	2.24	0.94	0.11	3.12	0.37
MO 0105	Edible offal (mammalian), raw	RAC	0.29	4.64	1.35	1.97	0.57	10.01	2.90	3.27	0.95	3.98	1.15
ML 0106	Milks, raw or skimmed (incl dairy products)	RAC	0.05	108.75	5.44	70.31	3.52	436.11	21.81	61.55	3.08	79.09	3.95
Total intake (µg/person)=				1325.7		7579.2		3186.4		2961.7		17885.0	
Bodyweight per region (kg bw) =				60		60		60		60		60	
ADI (µg/person)=				60000		60000		60000		60000		60000	
%ADI=				2.2%		12.6%		5.3%		4.9%		29.8%	
Rounded %ADI=				2%		10%		5%		5%		30%	

Annex 3

IMAZAMOX (276)

International Estimated Daily Intake (IEDI)

ADI = 0–3 mg/kg bw

Codex Code	Commodity description	Expr as	STMR mg/kg	Diets as g/person/day				Intake as µg/person/day							
				G01 diet	G01 intake	G02 diet	G02 intake	G03 diet	G03 intake	G04 diet	G04 intake	G05 diet	G05 intake	G06 diet	G06 intake
VP 0061	Beans, green, with pods, raw: beans except broad bean & soya bean (i.e. immature seeds + pods) (<i>Phaseolus</i> spp)	RAC	0	0.68	0.00	NC	-	NC	-	0.39	0.00	0.22	0.00	0.49	0.00
VP 0064	Peas, green, without pods, raw (i.e. immature seeds only) (<i>Pisum</i> spp)	RAC	0	1.97	0.00	0.51	0.00	0.10	0.00	0.79	0.00	3.68	0.00	3.80	0.00
VP 0520	Bambara groundnut, green, without pods (i.e. immature seeds only) (<i>Voandzeia</i> spp)	RAC	0	NC	-	NC	-	NC	-	NC	-	NC	-	NC	-
VP 0542	Sword bean, green, with pods (i.e. immature seeds + pods) (<i>Canavalia</i> spp)	RAC	0	NC	-	NC	-	NC	-	NC	-	NC	-	NC	-
VD 0071	Beans, dry, raw (<i>Phaseolus</i> spp)	RAC	0	2.39	0.00	1.61	0.00	10.47	0.00	1.84	0.00	12.90	0.00	7.44	0.00
VD 0072	Peas, dry, raw (<i>Pisum</i> spp, <i>Vigna</i> spp): garden peas & field peas & cow peas	RAC	0	1.67	0.00	3.22	0.00	2.66	0.00	1.51	0.00	2.91	0.00	0.24	0.00
VD 0520	Bambara beans, dry, raw (<i>Voandzeia</i> subterranea)	RAC	0	NC	-	NC	-	0.20	0.00	NC	-	NC	-	NC	-
VD 0523	Broad bean, dry, raw (incl horse-bean, broad bean, field bean) (<i>Vicia faba</i>)	RAC	0	1.27	0.00	0.10	0.00	0.12	0.00	2.49	0.00	0.23	0.00	5.54	0.00
VD 0524	Chick-pea, dry, raw (<i>Cicer arietinum</i>)	RAC	0	5.34	0.00	0.13	0.00	0.10	0.00	4.69	0.00	7.24	0.00	5.52	0.00
VD 0531	Hyacinth bean (dry) (<i>Lablab</i> spp), raw	RAC	0	NC	-	NC	-	NC	-	NC	-	NC	-	NC	-
VD 0533	Lentil, dry, raw (<i>Ervum lens</i>)	RAC	0.1	2.12	0.21	0.10	0.01	0.10	0.01	3.21	0.32	1.60	0.16	4.90	0.49
VD 0537	Pigeon pea dry, raw (<i>Cajanus cajan</i>)	RAC	0	NC	-	NC	-	0.10	0.00	0.10	0.00	3.38	0.00	NC	-
VD 0541	Soya bean, dry, raw (incl paste, incl curd, incl oil, incl sauce)	RAC	0	72.79	0.00	59.05	0.00	20.55	0.00	74.20	0.00	61.12	0.00	73.24	0.00
-	Pulses, NES, dry, raw: lablab or hyacinth bean, jack or sword bean, winged bean, guar bean, velvet bean, yam bean (<i>Dolichos</i> spp., <i>Canavalia</i> spp., <i>Psophocarpus tetragonolobus</i> , <i>Cyamopsis tetragonoloba</i> , <i>Stizolobium</i> spp., <i>Pachyrrhizus erosus</i>)	RAC	0	1.70	0.00	0.10	0.00	3.00	0.00	1.80	0.00	1.64	0.00	1.33	0.00
GC 0640	Barley, raw (incl malt extract, incl pot&pearled, incl flour & grits, incl beer, incl malt)	RAC	0.04	19.91	0.80	31.16	1.25	5.04	0.20	3.10	0.12	9.77	0.39	4.31	0.17
CM 0649 (GC 0649)	Rice, husked, dry (incl polished, incl flour, incl starch, incl oil, incl beverages)	REP	0.025	45.40	1.14	14.99	0.37	84.88	2.12	111.73	2.79	194.75	4.87	93.12	2.33
GC 0654	Wheat, raw (incl meslin)	RAC	0.1	0.10	0.01	1.12	0.11	NC	-	0.10	0.01	0.56	0.06	NC	-
-	Wheat, bulgur	PP	0.1	NC	-	NC	-	NC	-	0.10	0.01	NC	-	NC	-
CF 1210	Wheat, germ	PP	0.22	NC	-	NC	-	0.10	0.02	0.10	0.02	0.14	0.03	0.10	0.02
CF 0654	Wheat, bran	PP	0.34	NC	-	NC	-	NC	-	NC	-	NC	-	NC	-
CF 1212	Wheat, wholemeal flour	PP	0.1	NC	-	NC	-	NC	-	NC	-	NC	-	NC	-
CP 1212	Wheat, wholemeal bread	PP	0.1	0.10	0.01	0.10	0.01	0.10	0.01	0.10	0.01	0.10	0.01	0.10	0.01
CP 1211	Wheat, white bread	PP	0.1	0.25	0.03	0.63	0.06	0.12	0.01	0.43	0.04	1.39	0.14	0.22	0.02
-	Wheat, Fermented Beverages (Korean jakju and takju)	PP	0.1	NC	-	NC	-	NC	-	NC	-	NC	-	NC	-
CF 1211	Wheat, white flour (incl white flour products:	PP	0.12	301.49	36.18	269.27	32.31	30.33	3.64	222.94	26.75	136.12	16.33	343.34	41.20

Annex 3

IMAZAMOX (276)

International Estimated Daily Intake (IEDI)

ADI = 0–3 mg/kg bw

Codex Code	Commodity description	Expr as	STMR mg/kg	Diets as g/person/day		Intake as µg/person/day									
				G01 diet	G01 intake	G02 diet	G02 intake	G03 diet	G03 intake	G04 diet	G04 intake	G05 diet	G05 intake	G06 diet	G06 intake
	starch, gluten, macaroni, pastry)														
SO 0495	Rape seed, raw (incl oil)	RAC	0	0.93	0.00	1.16	0.00	0.49	0.00	2.53	0.00	9.32	0.00	2.02	0.00
SO 0697	Peanuts, nutmeat, raw (incl roasted, incl oil, incl butter)	RAC	0	1.30	0.00	1.23	0.00	12.62	0.00	2.87	0.00	6.59	0.00	2.67	0.00
SO 0702	Sunflower seed, raw	RAC	0.19	0.10	0.02	0.33	0.06	0.10	0.02	0.24	0.05	0.10	0.02	0.10	0.02
OR 0702	Sunflower seed oil, edible	PP	0.095	2.97	0.28	14.42	1.37	0.43	0.04	3.46	0.33	2.20	0.21	5.53	0.53
MM 0095	MEAT FROM MAMMALS other than marine mammals, raw (incl prepared meat)	RAC	0	31.20	0.00	72.44	0.00	20.88	0.00	47.98	0.00	33.08	0.00	36.25	0.00
MF 0100	Mammalian fats, raw, excl milk fats (incl rendered fats)	RAC	0	3.29	0.00	6.14	0.00	0.82	0.00	1.57	0.00	2.23	0.00	1.07	0.00
MO 0105	Edible offal (mammalian), raw	RAC	0	4.79	0.00	9.68	0.00	2.97	0.00	5.49	0.00	3.84	0.00	5.03	0.00
ML 0106	Milks, raw or skimmed (incl dairy products)	RAC	0	289.65	0.00	485.88	0.00	26.92	0.00	239.03	0.00	199.91	0.00	180.53	0.00
PM 0110	Poultry meat, raw (incl prepared)	RAC	0	14.63	0.00	29.76	0.00	8.04	0.00	129.68	0.00	25.04	0.00	35.66	0.00
PF 0111	Poultry fat, raw (incl rendered)	RAC	0	0.10	0.00	0.10	0.00	NC	-	0.10	0.00	0.10	0.00	0.10	0.00
PO 0111	Poultry edible offal, raw (incl prepared)	RAC	0	0.12	0.00	0.12	0.00	0.11	0.00	5.37	0.00	0.24	0.00	0.10	0.00
PE 0112	Eggs, raw, (incl dried)	RAC	0	7.84	0.00	23.08	0.00	2.88	0.00	14.89	0.00	9.81	0.00	14.83	0.00
	Total intake (µg/person)=				38.7		35.6		6.1		30.5		22.2		44.8
	Bodyweight per region (kg bw) =				60		60		60		60		60		60
	ADI (µg/person)=				180000		180000		180000		180000		180000		180000
	%ADI=				0.0%		0.0%		0.0%		0.0%		0.0%		0.0%
	Rounded %ADI=				0%		0%		0%		0%		0%		0%

IMAZAMOX (276)

International Estimated Daily Intake (IEDI)

ADI = 0–3 mg/kg bw

Codex Code	Commodity description	Expr as	STMR mg/kg	Diets as g/person/day		Intake as µg/person/day									
				G07 diet	G07 intake	G08 diet	G08 intake	G09 diet	G09 intake	G10 diet	G10 intake	G11 diet	G11 intake	G12 diet	G12 intake
VP 0061	Beans, green, with pods, raw: beans except broad bean & soya bean (i.e. immature seeds + pods) (Phaseolus spp)	RAC	0	5.07	0.00	0.83	0.00	0.17	0.00	3.70	0.00	NC	-	NC	-
VP 0064	Peas, green, without pods, raw (i.e. immature seeds only) (Pisum spp)	RAC	0	10.72	0.00	1.99	0.00	2.72	0.00	4.26	0.00	4.23	0.00	NC	-
VP 0520	Bambara groundnut, green, without pods (i.e. immature seeds only) (Voandzeia spp)	RAC	0	NC	-	NC	-	NC	-	NC	-	NC	-	NC	-
VP 0542	Sword bean, green, with pods (i.e. immature seeds + pods) (Canavalia spp)	RAC	0	NC	-	NC	-	NC	-	NC	-	NC	-	NC	-
VD 0071	Beans, dry, raw (Phaseolus spp)	RAC	0	1.51	0.00	1.50	0.00	1.90	0.00	5.11	0.00	1.36	0.00	23.43	0.00
VD 0072	Peas, dry, raw (Pisum spp, Vigna spp): garden peas & field peas & cow peas	RAC	0	3.80	0.00	1.25	0.00	1.06	0.00	2.33	0.00	2.70	0.00	3.83	0.00
VD 0520	Bambara beans, dry, raw (Voandzeia subterranea)	RAC	0	NC	-	NC	-	NC	-	NC	-	NC	-	NC	-
VD 0523	Broad bean, dry, raw (incl horse-bean, broad bean,	RAC	0	0.10	0.00	0.10	0.00	1.16	0.00	0.40	0.00	NC	-	0.10	0.00

Annex 3

IMAZAMOX (276)

International Estimated Daily Intake (IEDI)

ADI = 0–3 mg/kg bw

Codex Code	Commodity description	Expr as	STMR mg/kg	Diets as g/person/day				Intake as µg/person/day							
				G07 diet	G07 intake	G08 diet	G08 intake	G09 diet	G09 intake	G10 diet	G10 intake	G11 diet	G11 intake	G12 diet	G12 intake
	field bean) (<i>Vicia faba</i>)														
VD 0524	Chick-pea, dry, raw (<i>Cicer arietinum</i>)	RAC	0	0.27	0.00	1.33	0.00	0.32	0.00	0.15	0.00	0.10	0.00	0.10	0.00
VD 0531	Hyacinth bean (dry) (<i>Lablab spp.</i>), raw	RAC	0	NC	-	NC	-	NC	-	NC	-	NC	-	NC	-
VD 0533	Lentil, dry, raw (<i>Ervum lens</i>)	RAC	0.1	0.95	0.10	1.18	0.12	0.40	0.04	0.96	0.10	0.71	0.07	1.28	0.13
VD 0537	Pigeon pea dry, raw (<i>Cajanus cajan</i>)	RAC	0	NC	-	NC	-	0.20	0.00	NC	-	NC	-	NC	-
VD 0541	Soya bean, dry, raw (incl paste, incl curd, incl oil, incl sauce)	RAC	0	106.33	0.00	117.78	0.00	42.12	0.00	195.70	0.00	222.52	0.00	80.47	0.00
-	Pulses, NES, dry, raw: lablab or hyacinth bean, jack or sword bean, winged bean, guar bean, velvet bean, yam bean (<i>Dolichos spp.</i> , <i>Canavalia spp.</i> , <i>Psophocarpus tetragonolobus</i> , <i>Cyamopsis tetragonoloba</i> , <i>Stizolobium spp.</i> , <i>Pachyrrhizus erosus</i>)	RAC	0	0.10	0.00	NC	-	0.57	0.00	0.11	0.00	0.16	0.00	0.94	0.00
GC 0640	Barley, raw (incl malt extract, incl pot&pearled, incl flour & grits, incl beer, incl malt)	RAC	0.04	36.18	1.45	53.45	2.14	9.39	0.38	35.25	1.41	46.68	1.87	15.92	0.64
CM 0649 (GC 0649)	Rice, husked, dry (incl polished, incl flour, incl starch, incl oil, incl beverages)	REP	0.025	20.96	0.52	16.04	0.40	339.67	8.49	75.51	1.89	16.86	0.42	86.13	2.15
GC 0654	Wheat, raw (incl meslin)	RAC	0.1	NC	-	NC	-	NC	-	0.10	0.01	NC	-	NC	-
-	Wheat, bulgur	PP	0.1	NC	-	NC	-	0.10	0.01	NC	-	NC	-	NC	-
CF 1210	Wheat, germ	PP	0.22	0.97	0.21	0.10	0.02	0.10	0.02	0.10	0.02	NC	-	0.10	0.02
CF 0654	Wheat, bran	PP	0.34	NC	-	NC	-	NC	-	NC	-	NC	-	NC	-
CF 1212	Wheat, wholemeal flour	PP	0.1	NC	-	NC	-	NC	-	NC	-	NC	-	NC	-
CP 1212	Wheat, wholemeal bread	PP	0.1	0.10	0.01	0.10	0.01	0.10	0.01	0.10	0.01	0.10	0.01	0.10	0.01
CP 1211	Wheat, white bread	PP	0.1	1.30	0.13	0.46	0.05	0.10	0.01	0.22	0.02	2.44	0.24	0.77	0.08
-	Wheat, Fermented Beverages (Korean jakju and takju)	PP	0.1	NC	-	NC	-	NC	-	4.36	0.44	NC	-	NC	-
CF 1211	Wheat, white flour (incl white flour products: starch, gluten, macaroni, pastry)	PP	0.12	199.38	23.93	193.50	23.22	106.30	12.76	185.31	22.24	171.11	20.53	132.37	15.88
SO 0495	Rape seed, raw (incl oil)	RAC	0	32.68	0.00	19.91	0.00	7.83	0.00	15.69	0.00	NC	-	NC	-
SO 0697	Peanuts, nutmeat, raw (incl roasted, incl oil, incl butter)	RAC	0	5.63	0.00	2.75	0.00	9.58	0.00	5.82	0.00	13.71	0.00	1.84	0.00
SO 0702	Sunflower seed, raw	RAC	0.19	0.10	0.02	1.32	0.25	0.10	0.02	1.17	0.22	NC	-	0.10	0.02
OR 0702	Sunflower seed oil, edible	PP	0.095	9.50	0.90	11.37	1.08	0.49	0.05	5.15	0.49	2.63	0.25	2.80	0.27
MM 0095	MEAT FROM MAMMALS other than marine mammals, raw (incl prepared meat)	RAC	0	140.03	0.00	150.89	0.00	79.32	0.00	111.24	0.00	120.30	0.00	51.27	0.00
MF 0100	Mammalian fats, raw, excl milk fats (incl rendered fats)	RAC	0	6.44	0.00	15.51	0.00	3.79	0.00	8.29	0.00	18.44	0.00	8.00	0.00
MO 0105	Edible offal (mammalian), raw	RAC	0	15.17	0.00	5.19	0.00	6.30	0.00	6.78	0.00	3.32	0.00	3.17	0.00
ML 0106	Milks, raw or skimmed (incl dairy products)	RAC	0	388.92	0.00	335.88	0.00	49.15	0.00	331.25	0.00	468.56	0.00	245.45	0.00
PM 0110	Poultry meat, raw (incl prepared)	RAC	0	73.76	0.00	53.86	0.00	23.98	0.00	87.12	0.00	53.38	0.00	84.45	0.00
PF 0111	Poultry fat, raw (incl rendered)	RAC	0	0.10	0.00	0.10	0.00	NC	-	0.10	0.00	0.71	0.00	NC	-
PO 0111	Poultry edible offal, raw (incl prepared)	RAC	0	0.33	0.00	0.72	0.00	0.27	0.00	0.35	0.00	0.80	0.00	NC	-
PE 0112	Eggs, raw, (incl dried)	RAC	0	25.84	0.00	29.53	0.00	28.05	0.00	33.19	0.00	36.44	0.00	8.89	0.00

Annex 3

IMAZAMOX (276)		International Estimated Daily Intake (IEDI)						ADI = 0–3 mg/kg bw							
Codex Code	Commodity description	Expr as	STMR mg/kg	Diets as g/person/day			Intake as µg/person/day								
				G07 diet	G07 intake	G08 diet	G08 intake	G09 diet	G09 intake	G10 diet	G10 intake	G11 diet	G11 intake	G12 diet	G12 intake
	Total intake (µg/person)=				27.3		27.3		21.8		26.8		23.4		19.2
	Bodyweight per region (kg bw) =				60		60		55		60		60		60
	ADI (µg/person)=				180000		180000		165000		180000		180000		180000
	%ADI=				0.0%		0.0%		0.0%		0.0%		0.0%		0.0%
	Rounded %ADI=				0%		0%		0%		0%		0%		0%

IMAZAMOX (276)		International Estimated Daily Intake (IEDI)						ADI = 0-3 mg/kg bw					
Codex Code	Commodity description	Expr as	STMR mg/kg	Diets: g/person/day				Intake = daily intake: µg/person					
				G13 diet	G13 intake	G14 diet	G14 intake	G15 diet	G15 intake	G16 diet	G16 intake	G17 diet	G17 intake
VP 0061	Beans, green, with pods, raw: beans except broad bean & soya bean (i.e. immature seeds + pods) (Phaseolus spp)	RAC	0	NC	-	NC	-	NC	-	NC	-	NC	-
VP 0064	Peas, green, without pods, raw (i.e. immature seeds only) (Pisum spp)	RAC	0	0.21	0.00	0.10	0.00	5.51	0.00	0.10	0.00	NC	-
VP 0520	Bambara groundnut, green, without pods (i.e. immature seeds only) (Voandzeia spp)	RAC	0	NC	-	NC	-	NC	-	NC	-	NC	-
VP 0542	Sword bean, green, with pods (i.e. immature seeds + pods) (Canavalia spp)	RAC	0	NC	-	NC	-	NC	-	NC	-	NC	-
VD 0071	Beans, dry, raw (Phaseolus spp)	RAC	0	7.11	0.00	2.33	0.00	3.76	0.00	44.70	0.00	3.27	0.00
VD 0072	Peas, dry, raw (Pisum spp, Vigna spp): garden peas & field peas & cow peas	RAC	0	14.30	0.00	3.51	0.00	3.52	0.00	7.89	0.00	0.74	0.00
VD 0520	Bambara beans, dry, raw (Voandzeia subterranea)	RAC	0	0.20	0.00	NC	-	NC	-	NC	-	NC	-
VD 0523	Broad bean, dry, raw (incl horse-bean, broad bean, field bean) (Vicia faba)	RAC	0	3.70	0.00	0.10	0.00	0.17	0.00	0.10	0.00	NC	-
VD 0524	Chick-pea, dry, raw (Cicer arietinum)	RAC	0	1.09	0.00	1.56	0.00	0.33	0.00	0.18	0.00	0.47	0.00
VD 0531	Hyacinth bean (dry) (Lablab spp), raw	RAC	0	NC	-	NC	-	NC	-	NC	-	NC	-
VD 0533	Lentil, dry, raw (Ervum lens)	RAC	0.1	0.67	0.07	7.26	0.73	0.37	0.04	0.10	0.01	NC	-
VD 0537	Pigeon pea dry, raw (Cajanus cajan)	RAC	0	1.14	0.00	0.10	0.00	NC	-	5.53	0.00	NC	-
VD 0541	Soya bean, dry, raw (incl paste, incl curd, incl oil, incl sauce)	RAC	0	15.80	0.00	14.29	0.00	104.36	0.00	17.11	0.00	35.20	0.00
-	Pulses, NES, dry, raw: lablab or hyacinth bean, jack or sword bean, winged bean, guar bean, velvet bean, yam bean (Dolichos spp., Canavalia spp., Psophocarpus tetragonolobus, Cyamopsis tetragonoloba, Stizolobium spp., Pachyrrhizus erosus)	RAC	0	2.54	0.00	1.77	0.00	0.10	0.00	0.10	0.00	3.99	0.00
GC 0640	Barley, raw (incl malt extract, incl pot&pearled, incl flour & grits, incl beer, incl malt)	RAC	0.04	11.58	0.46	2.33	0.09	46.71	1.87	3.72	0.15	16.26	0.65
CM 0649	Rice, husked, dry (incl polished, incl flour, incl	REP	0.025	52.55	1.31	286.02	7.15	18.64	0.47	19.67	0.49	75.09	1.88

Annex 3

IMAZAMOX (276)		International Estimated Daily Intake (IEDI)										ADI = 0-3 mg/kg bw		
Codex Code	Commodity description	Expr as	STMR mg/kg	Diets: g/person/day				Intake = daily intake: µg/person						
				G13 diet	G13 intake	G14 diet	G14 intake	G15 diet	G15 intake	G16 diet	G16 intake	G17 diet	G17 intake	
(GC 0649)	starch, incl oil, incl beverages)													
GC 0654	Wheat, raw (incl meslin)	RAC	0.1	NC	-	NC	-	NC	-	NC	-	0.97	0.10	
-	Wheat, bulgur	PP	0.1	0.10	0.01	NC	-	NC	-	NC	-	NC	-	
CF 1210	Wheat, germ	PP	0.22	0.10	0.02	0.10	0.02	0.10	0.02	0.10	0.02	NC	-	
CF 0654	Wheat, bran	PP	0.34	NC	-	NC	-	NC	-	NC	-	NC	-	
CF 1212	Wheat, wholemeal flour	PP	0.1	NC	-	NC	-	NC	-	NC	-	NC	-	
CP 1212	Wheat, wholemeal bread	PP	0.1	0.10	0.01	0.10	0.01	0.10	0.01	0.10	0.01	0.10	0.01	
CP 1211	Wheat, white bread	PP	0.1	0.43	0.04	0.41	0.04	1.56	0.16	0.11	0.01	0.10	0.01	
-	Wheat, Fermented Beverages (Korean jakju and takju)	PP	0.1	NC	-	NC	-	NC	-	NC	-	NC	-	
CF 1211	Wheat, white flour (incl white flour products: starch, gluten, macaroni, pastry)	PP	0.12	45.21	5.43	87.37	10.48	215.61	25.87	20.42	2.45	103.67	12.44	
SO 0495	Rape seed, raw (incl oil)	RAC	0	0.19	0.00	0.10	0.00	12.07	0.00	0.10	0.00	NC	-	
SO 0697	Peanuts, nutmeat, raw (incl roasted, incl oil, incl butter)	RAC	0	18.82	0.00	0.57	0.00	2.28	0.00	6.90	0.00	0.53	0.00	
SO 0702	Sunflower seed, raw	RAC	0.19	0.10	0.02	0.10	0.02	0.10	0.02	2.23	0.42	NC	-	
OR 0702	Sunflower seed oil, edible	PP	0.095	0.37	0.04	0.10	0.01	12.98	1.23	4.01	0.38	0.20	0.02	
MM 0095	MEAT FROM MAMMALS other than marine mammals, raw (incl prepared meat)	RAC	0	29.18	0.00	50.89	0.00	121.44	0.00	22.58	0.00	72.14	0.00	
MF 0100	Mammalian fats, raw, excl milk fats (incl rendered fats)	RAC	0	1.05	0.00	1.14	0.00	18.69	0.00	0.94	0.00	3.12	0.00	
MO 0105	Edible offal (mammalian), raw	RAC	0	4.64	0.00	1.97	0.00	10.01	0.00	3.27	0.00	3.98	0.00	
ML 0106	Milks, raw or skimmed (incl dairy products)	RAC	0	108.75	0.00	70.31	0.00	436.11	0.00	61.55	0.00	79.09	0.00	
PM 0110	Poultry meat, raw (incl prepared)	RAC	0	3.92	0.00	12.03	0.00	57.07	0.00	5.03	0.00	55.56	0.00	
PF 0111	Poultry fat, raw (incl rendered)	RAC	0	NC	-	NC	-	0.32	0.00	NC	-	NC	-	
PO 0111	Poultry edible offal, raw (incl prepared)	RAC	0	0.10	0.00	0.70	0.00	0.97	0.00	0.10	0.00	NC	-	
PE 0112	Eggs, raw, (incl dried)	RAC	0	3.84	0.00	4.41	0.00	27.25	0.00	1.13	0.00	7.39	0.00	
Total intake (µg/person)=					7.4		18.6		29.7		3.9		15.1	
Bodyweight per region (kg bw) =					60		60		60		60		60	
ADI (µg/person)=					180000		180000		180000		180000		180000	
%ADI=					0.0%		0.0%		0.0%		0.0%		0.0%	
Rounded %ADI=					0%		0%		0%		0%		0%	

Annex 3

IMAZAPYR (267)

International Estimated Daily Intake (IEDI)

ADI = 0–3 mg/kg bw

Codex Code	Commodity description	Expr as	STMR mg/kg	Diets as g/person/day				Intake as µg/person/day																			
				G01 diet	G01 intake	G02 diet	G02 intake	G03 diet	G03 intake	G04 diet	G04 intake	G05 diet	G05 intake	G06 diet	G06 intake												
VD 0533	Lentil, dry, raw (Ervum lens)	RAC	0.07	2.12	0.15	0.10	0.01	0.10	0.01	3.21	0.22	1.60	0.11	4.90	0.34												
VD 0541	Soya bean, dry, raw (incl flour, incl paste, incl curd, incl sauce, excl oil)	RAC	0.69	0.63	0.43	1.09	0.75	0.40	0.28	1.40	0.97	1.68	1.16	0.48	0.33												
OR 0541	Soya oil, refined	PP	0	12.99	0.00	10.43	0.00	3.63	0.00	13.10	0.00	10.70	0.00	13.10	0.00												
GC 0640	Barley, raw (incl malt extract, incl pot&pearled, incl flour & grits, incl beer, incl malt)	RAC	0.175	19.91	3.48	31.16	5.45	5.04	0.88	3.10	0.54	9.77	1.71	4.31	0.75												
GC 0645	Maize, raw (incl glucose & dextrose & isoglucose, incl flour, incl beer, incl germ, incl starch, excl oil)	RAC	0.05	28.85	1.44	43.93	2.20	108.66	5.43	46.94	2.35	59.87	2.99	73.58	3.68												
OR 0645	Maize oil	PP	0.025	0.96	0.02	0.85	0.02	0.29	0.01	5.42	0.14	0.42	0.01	2.10	0.05												
GC 0654	Wheat, raw (incl bulgur, incl fermented beverages, incl germ, incl wholemeal bread, incl white flour products, incl white bread)	RAC	0	381.15	0.00	341.55	0.00	38.35	0.00	281.89	0.00	172.83	0.00	434.07	0.00												
SO 0495	Rape seed, raw (incl oil)	RAC	0	0.93	0.00	1.16	0.00	0.49	0.00	2.53	0.00	9.32	0.00	2.02	0.00												
SO 0702	Sunflower seed, raw (incl oil)	RAC	0.01	7.40	0.07	35.86	0.36	1.15	0.01	8.76	0.09	5.45	0.05	13.62	0.14												
MM 0095	MEAT FROM MAMMALS other than marine mammals, raw (incl prepared meat)	RAC	0	31.20	0.00	72.44	0.00	20.88	0.00	47.98	0.00	33.08	0.00	36.25	0.00												
MF 0100	Mammalian fats, raw, excl milk fats (incl rendered fats)	RAC	0	3.29	0.00	6.14	0.00	0.82	0.00	1.57	0.00	2.23	0.00	1.07	0.00												
MO 0105	Edible offal (mammalian), raw	RAC	0.041	4.79	0.20	9.68	0.40	2.97	0.12	5.49	0.23	3.84	0.16	5.03	0.21												
ML 0106	Milks, raw or skimmed (incl dairy products)	RAC	0	289.65	0.00	485.88	0.00	26.92	0.00	239.03	0.00	199.91	0.00	180.53	0.00												
PM 0110	Poultry meat, raw (incl prepared)	RAC	0	14.63	0.00	29.76	0.00	8.04	0.00	129.68	0.00	25.04	0.00	35.66	0.00												
PF 0111	Poultry fat, raw (incl rendered)	RAC	0	0.10	0.00	0.10	0.00	NC	-	0.10	0.00	0.10	0.00	0.10	0.00												
PO 0111	Poultry edible offal, raw (incl prepared)	RAC	0	0.12	0.00	0.12	0.00	0.11	0.00	5.37	0.00	0.24	0.00	0.10	0.00												
PE 0112	Eggs, raw, (incl dried)	RAC	0	7.84	0.00	23.08	0.00	2.88	0.00	14.89	0.00	9.81	0.00	14.83	0.00												
-	-	-	-	-	-	-	-	-	-	-	-	-	-	-	-												
Total intake (µg/person)=				5.8				9.2				6.7				4.5				6.2				5.5			
Bodyweight per region (kg bw) =				60				60				60				60				60							
ADI (µg/person)=				180000				180000				180000				180000				180000							
%ADI=				0.0%				0.0%				0.0%				0.0%				0.0%							
Rounded %ADI=				0%				0%				0%				0%				0%							

Annex 3

IMAZAPYR (267)			International Estimated Daily Intake (IEDI)						ADI = 0–3 mg/kg bw																		
Codex Code	Commodity description	Expr as	STMR mg/kg	Diets as g/person/day				Intake as µg/person/day																			
				G07 diet	G07 intake	G08 diet	G08 intake	G09 diet	G09 intake	G10 diet	G10 intake	G11 diet	G11 intake	G12 diet	G12 intake												
VD 0533	Lentil, dry, raw (Ervum lens)	RAC	0.07	0.95	0.07	1.18	0.08	0.40	0.03	0.96	0.07	0.71	0.05	1.28	0.09												
VD 0541	Soya bean, dry, raw (incl flour, incl paste, incl curd, incl sauce, excl oil)	RAC	0.69	0.47	0.32	0.77	0.53	9.12	6.29	8.05	5.55	0.10	0.07	6.06	4.18												
OR 0541	Soya oil, refined	PP	0	19.06	0.00	21.06	0.00	5.94	0.00	33.78	0.00	40.05	0.00	13.39	0.00												
GC 0640	Barley, raw (incl malt extract, incl pot&pearled, incl flour & grits, incl beer, incl malt)	RAC	0.175	36.18	6.33	53.45	9.35	9.39	1.64	35.25	6.17	46.68	8.17	15.92	2.79												
GC 0645	Maize, raw (incl glucose & dextrose & isoglucose, incl flour, incl beer, incl germ, incl starch, excl oil)	RAC	0.05	17.61	0.88	25.71	1.29	25.89	1.29	36.98	1.85	5.49	0.27	64.23	3.21												
OR 0645	Maize oil	PP	0.025	0.90	0.02	0.47	0.01	0.15	0.00	3.01	0.08	1.86	0.05	0.36	0.01												
GC 0654	Wheat, raw (incl bulgur, incl fermented beverages, incl germ, incl wholemeal bread, incl white flour products, incl white bread)	RAC	0	253.07	0.00	244.73	0.00	134.44	0.00	235.10	0.00	216.39	0.00	167.40	0.00												
SO 0495	Rape seed, raw (incl oil)	RAC	0	32.68	0.00	19.91	0.00	7.83	0.00	15.69	0.00	NC	-	NC	-												
SO 0702	Sunflower seed, raw (incl oil)	RAC	0.01	23.40	0.23	29.33	0.29	1.24	0.01	13.85	0.14	6.48	0.06	6.91	0.07												
MM 0095	MEAT FROM MAMMALS other than marine mammals, raw (incl prepared meat)	RAC	0	140.03	0.00	150.89	0.00	79.32	0.00	111.24	0.00	120.30	0.00	51.27	0.00												
MF 0100	Mammalian fats, raw, excl milk fats (incl rendered fats)	RAC	0	6.44	0.00	15.51	0.00	3.79	0.00	8.29	0.00	18.44	0.00	8.00	0.00												
MO 0105	Edible offal (mammalian), raw	RAC	0.041	15.17	0.62	5.19	0.21	6.30	0.26	6.78	0.28	3.32	0.14	3.17	0.13												
ML 0106	Milks, raw or skimmed (incl dairy products)	RAC	0	388.92	0.00	335.88	0.00	49.15	0.00	331.25	0.00	468.56	0.00	245.45	0.00												
PM 0110	Poultry meat, raw (incl prepared)	RAC	0	73.76	0.00	53.86	0.00	23.98	0.00	87.12	0.00	53.38	0.00	84.45	0.00												
PF 0111	Poultry fat, raw (incl rendered)	RAC	0	0.10	0.00	0.10	0.00	NC	-	0.10	0.00	0.71	0.00	NC	-												
PO 0111	Poultry edible offal, raw (incl prepared)	RAC	0	0.33	0.00	0.72	0.00	0.27	0.00	0.35	0.00	0.80	0.00	NC	-												
PE 0112	Eggs, raw, (incl dried)	RAC	0	25.84	0.00	29.53	0.00	28.05	0.00	33.19	0.00	36.44	0.00	8.89	0.00												
-	-	-	-	-	-	-	-	-	-	-	-	-	-	-	-												
Total intake (µg/person)=				8.5				11.8				9.5				14.1				8.8				10.5			
Bodyweight per region (kg bw) =				60				60				55				60				60				60			
ADI (µg/person)=				180000				180000				165000				180000				180000				180000			
%ADI=				0.0%				0.0%				0.0%				0.0%				0.0%				0.0%			
Rounded %ADI=				0%				0%				0%				0%				0%				0%			

Annex 3

IMAZAPYR (267)		International Estimated Daily Intake (IEDI)						ADI = 0–3 mg/kg bw					
Codex Code	Commodity description	Expras	STMR mg/kg	Diets: g/person/day		Intake = daily intake: µg/person							
				G13 diet	G13 intake	G14 diet	G14 intake	G15 diet	G15 intake	G16 diet	G16 intake	G17 diet	G17 intake
VD 0533	Lentil, dry, raw (Ervum lens)	RAC	0.07	0.67	0.05	7.26	0.51	0.37	0.03	0.10	0.01	NC	-
VD 0541	Soya bean, dry, raw (incl flour, incl paste, incl curd, incl sauce, excl oil)	RAC	0.69	2.89	1.99	0.21	0.14	0.48	0.33	3.16	2.18	0.26	0.18
OR 0541	Soya oil, refined	PP	0	2.32	0.00	2.54	0.00	18.70	0.00	2.51	0.00	6.29	0.00
GC 0640	Barley, raw (incl malt extract, incl pot&pearled, incl flour & grits, incl beer, incl malt)	RAC	0.175	11.58	2.03	2.33	0.41	46.71	8.17	3.72	0.65	16.26	2.85
GC 0645	Maize, raw (incl glucose & dextrose & isoglucose, incl flour, incl beer, incl germ, incl starch, excl oil)	RAC	0.05	116.33	5.82	10.45	0.52	37.65	1.88	76.60	3.83	34.44	1.72
OR 0645	Maize oil	PP	0.025	0.33	0.01	0.10	0.00	0.81	0.02	0.10	0.00	NC	-
GC 0654	Wheat, raw (incl bulgur, incl fermented beverages, incl germ, incl wholemeal bread, incl white flour products, incl white bread)	RAC	0	57.20	0.00	110.47	0.00	272.62	0.00	25.82	0.00	132.04	0.00
SO 0495	Rape seed, raw (incl oil)	RAC	0	0.19	0.00	0.10	0.00	12.07	0.00	0.10	0.00	NC	-
SO 0702	Sunflower seed, raw (incl oil)	RAC	0.01	0.94	0.01	0.22	0.00	32.01	0.32	12.12	0.12	0.48	0.00
MM 0095	MEAT FROM MAMMALS other than marine mammals, raw (incl prepared meat)	RAC	0	29.18	0.00	50.89	0.00	121.44	0.00	22.58	0.00	72.14	0.00
MF 0100	Mammalian fats, raw, excl milk fats (incl rendered fats)	RAC	0	1.05	0.00	1.14	0.00	18.69	0.00	0.94	0.00	3.12	0.00
MO 0105	Edible offal (mammalian), raw	RAC	0.041	4.64	0.19	1.97	0.08	10.01	0.41	3.27	0.13	3.98	0.16
ML 0106	Milks, raw or skimmed (incl dairy products)	RAC	0	108.75	0.00	70.31	0.00	436.11	0.00	61.55	0.00	79.09	0.00
PM 0110	Poultry meat, raw (incl prepared)	RAC	0	3.92	0.00	12.03	0.00	57.07	0.00	5.03	0.00	55.56	0.00
PF 0111	Poultry fat, raw (incl rendered)	RAC	0	NC	-	NC	-	0.32	0.00	NC	-	NC	-
PO 0111	Poultry edible offal, raw (incl prepared)	RAC	0	0.10	0.00	0.70	0.00	0.97	0.00	0.10	0.00	NC	-
PE 0112	Eggs, raw, (incl dried)	RAC	0	3.84	0.00	4.41	0.00	27.25	0.00	1.13	0.00	7.39	0.00
-	-	-	-	-	-	-	-	-	-	-	-	-	-
Total intake (µg/person)=				10.1		1.7		11.2		6.9		4.9	
Bodyweight per region (kg bw) =				60		60		60		60		60	
ADI (µg/person)=				180000		180000		180000		180000		180000	
%ADI=				0.0%		0.0%		0.0%		0.0%		0.0%	
Rounded %ADI=				0%		0%		0%		0%		0%	

Annex 3

ISOPROTHIOLANE (299)

International Estimated Daily Intake (IEDI)

ADI = 0–0.1 mg/kg bw

Codex Code	Commodity description	Expr as	STMR mg/kg	Diets as g/person/day				Intake as µg/person/day											
				G01 diet	G01 intake	G02 diet	G02 intake	G03 diet	G03 intake	G04 diet	G04 intake	G05 diet	G05 intake	G06 diet	G06 intake				
CM 0649 (GC 0649)	Rice, husked, dry (incl flour, incl oil, incl beverages, incl starch, excl polished)	REP	1.6	1.26	2.02	1.58	2.53	31.05	49.68	5.43	8.69	0.90	1.44	2.18	3.49				
CM 1205	Rice polished, dry	PP	0.4	34.21	13.68	10.39	4.16	41.72	16.69	82.38	32.95	150.24	60.10	70.47	28.19				
Total intake (µg/person)=								15.7		6.7		66.4		41.6		61.5		31.7	
Bodyweight per region (kg bw) =								60		60		60		60		60		60	
ADI (µg/person)=								6000		6000		6000		6000		6000		6000	
%ADI=								0.3%		0.1%		1.1%		0.7%		1.0%		0.5%	
Rounded %ADI=								0%		0%		1%		1%		1%		1%	

ISOPROTHIOLANE (299)

International Estimated Daily Intake (IEDI)

ADI = 0–0.1 mg/kg bw

Codex Code	Commodity description	Expr as	STMR mg/kg	Diets as g/person/day				Intake as µg/person/day											
				G07 diet	G07 intake	G08 diet	G08 intake	G09 diet	G09 intake	G10 diet	G10 intake	G11 diet	G11 intake	G12 diet	G12 intake				
CM 0649 (GC 0649)	Rice, husked, dry (incl flour, incl oil, incl beverages, incl starch, excl polished)	REP	1.6	3.70	5.92	2.11	3.38	1.51	2.42	1.75	2.80	0.29	0.46	5.12	8.19				
CM 1205	Rice polished, dry	PP	0.4	13.38	5.35	10.80	4.32	262.08	104.83	57.16	22.86	12.83	5.13	62.78	25.11				
Total intake (µg/person)=				-				11.3		7.7		107.2		25.7		5.6		33.3	
Bodyweight per region (kg bw) =								60		60		55		60		60		60	
ADI (µg/person)=								6000		6000		5500		6000		6000		6000	
%ADI=								0.2%		0.1%		1.9%		0.4%		0.1%		0.6%	
Rounded %ADI=								0%		0%		2%		0%		0%		1%	

ISOPROTHIOLANE (299)

International Estimated Daily Intake (IEDI)

ADI = 0–0.1 mg/kg bw

Codex Code	Commodity description	Expr as	STMR mg/kg	Diets: g/person/day				Intake = daily intake: µg/person									
				G13 diet	G13 intake	G14 diet	G14 intake	G15 diet	G15 intake	G16 diet	G16 intake	G17 diet	G17 intake				
CM 0649 (GC 0649)	Rice, husked, dry (incl flour, incl oil, incl beverages, incl starch, excl polished)	REP	1.6	13.58	21.73	4.29	6.86	2.17	3.47	0.10	0.16	8.84	14.14				
CM 1205	Rice polished, dry	PP	0.4	30.20	12.08	218.34	87.34	12.77	5.11	15.24	6.10	51.35	20.54				
Total intake (µg/person)=								33.8		94.2		8.6		6.3		34.7	
Bodyweight per region (kg bw) =								60		60		60		60		60	
ADI (µg/person)=								6000		6000		6000		6000		6000	
%ADI=								0.6%		1.6%		0.1%		0.1%		0.6%	
Rounded %ADI=								1%		2%		0%		0%		1%	

Annex 3

556

ISOPYRAZAM (249)

International Estimated Daily Intake (IEDI)

ADI = 0-0.06 mg/kg bw

Codex Code	Commodity description	Expr as	STMR mg/kg	Diets as g/person/day			Intake as µg/person/day								
				G01 diet	G01 intake	G02 diet	G02 intake	G03 diet	G03 intake	G04 diet	G04 intake	G05 diet	G05 intake	G06 diet	G06 intake
FP 0009	Pomefruits, raw	RAC	0.12	19.24	2.31	33.89	4.07	3.34	0.40	25.53	3.06	7.59	0.91	56.76	6.81
FI 0327	Banana, raw (incl plantains) (incl dried)	RAC	0.015	5.06	0.08	6.91	0.10	37.17	0.56	31.16	0.47	40.21	0.60	18.96	0.28
VC 0046	Melons, raw (excl watermelons)	RAC	0.015	8.90	0.13	8.64	0.13	0.80	0.01	17.90	0.27	2.80	0.04	29.17	0.44
VC 0424	Cucumber, raw	RAC	0.23	8.01	1.84	30.66	7.05	1.45	0.33	19.84	4.56	0.27	0.06	34.92	8.03
VO 0440	Egg plants, raw (= aubergines)	RAC	0.042	5.58	0.23	4.31	0.18	0.89	0.04	9.31	0.39	13.64	0.57	20.12	0.85
VO 0443	Pepino (Melon pear, Tree melon)	RAC	0.042	NC	-	NC	-	NC	-	NC	-	NC	-	NC	-
VO 0445	Peppers, sweet, raw (incl dried)	RAC	0.03	4.49	0.13	6.44	0.19	7.21	0.22	5.68	0.17	9.52	0.29	8.92	0.27
VO 0448	Tomato, raw	RAC	0.042	41.73	1.75	75.65	3.18	10.66	0.45	82.87	3.48	24.75	1.04	200.93	8.44
-	Tomato, canned (& peeled)	PP	0.008	0.20	0.00	0.31	0.00	0.10	0.00	1.11	0.01	0.11	0.00	1.50	0.01
-	Tomato, paste (i.e. concentrated tomato sauce/puree)	PP	0.27	2.34	0.63	1.33	0.36	1.57	0.42	4.24	1.14	0.34	0.09	2.83	0.76
JF 0448	Tomato, juice (single strength, incl concentrated)	PP	0.021	0.29	0.01	0.29	0.01	0.10	0.00	0.38	0.01	0.10	0.00	0.14	0.00
-	Gilo (scarlet egg plant)	RAC	0.042	NC	-	NC	-	NC	-	NC	-	NC	-	NC	-
VR 0577	Carrots, raw	RAC	0.022	9.51	0.21	30.78	0.68	0.37	0.01	8.75	0.19	2.80	0.06	6.10	0.13
GC 0640	Barley, raw	RAC	0.051	2.49	0.13	NC	-	0.10	0.01	0.10	0.01	0.18	0.01	0.38	0.02
-	Barley, pot&pearled	PP	0.17	7.12	1.21	7.34	1.25	0.10	0.02	0.10	0.02	0.67	0.11	0.20	0.03
-	Barley, flour (white flour and wholemeal flour)	PP	0.051	2.93	0.15	0.30	0.02	0.10	0.01	0.10	0.01	0.48	0.02	0.10	0.01
-	Barley beer	PP	0.061	4.87	0.30	93.78	5.72	24.28	1.48	12.76	0.78	39.28	2.40	18.15	1.11
-	Barley Malt	PP	0.03	0.10	0.00	1.04	0.03	0.18	0.01	0.33	0.01	0.10	0.00	0.10	0.00
-	Barley Malt Extract	PP	0.051	0.10	0.01	0.10	0.01	0.10	0.01	0.10	0.01	0.10	0.01	0.10	0.01
GC 0654	Wheat, raw (incl meslin)	RAC	0.015	0.10	0.00	1.12	0.02	NC	-	0.10	0.00	0.56	0.01	NC	-
-	Wheat, bulgur	PP	0.015	NC	-	NC	-	NC	-	0.10	0.00	NC	-	NC	-
CF 1210	Wheat, germ	PP	0.0038	NC	-	NC	-	0.10	0.00	0.10	0.00	0.14	0.00	0.10	0.00
CF 0654	Wheat, bran	PP	0.66	NC	-	NC	-	NC	-	NC	-	NC	-	NC	-
CF 1212	Wheat, wholemeal flour	PP	0.012	NC	-	NC	-	NC	-	NC	-	NC	-	NC	-
CP 1212	Wheat, wholemeal bread	PP	0.0083	0.10	0.00	0.10	0.00	0.10	0.00	0.10	0.00	0.10	0.00	0.10	0.00
CP 1211	Wheat, white bread	PP	0.015	0.25	0.00	0.63	0.01	0.12	0.00	0.43	0.01	1.39	0.02	0.22	0.00
SO 0495	Rape seed, raw	RAC	0.042	0.10	0.00	NC	-	NC	-	0.10	0.00	0.75	0.03	0.10	0.00
OR 0495	Rape seed oil, edible	PP	0.038	0.35	0.01	0.44	0.02	0.19	0.01	0.97	0.04	3.28	0.12	0.77	0.03
SO 0697	Peanuts, nutmeat, raw (incl roasted, incl oil, incl butter)	RAC	0.015	1.30	0.02	1.23	0.02	12.62	0.19	2.87	0.04	6.59	0.10	2.67	0.04
MM 0095	MEAT FROM MAMMALS other than marine mammals, raw (incl prepared meat) -80% as muscle	RAC	0.01	24.96	0.25	57.95	0.58	16.70	0.17	38.38	0.38	26.46	0.26	29.00	0.29
MM 0095	MEAT FROM MAMMALS other than marine mammals, raw (incl prepared meat) - 20% as fat	RAC	0.01	6.24	0.06	14.49	0.14	4.18	0.04	9.60	0.10	6.62	0.07	7.25	0.07
MF 0100	Mammalian fats, raw, excl milk fats (incl rendered fats)	RAC	0.01	3.29	0.03	6.14	0.06	0.82	0.01	1.57	0.02	2.23	0.02	1.07	0.01
MO 0105	Edible offal (mammalian), raw	RAC	0.01	4.79	0.05	9.68	0.10	2.97	0.03	5.49	0.05	3.84	0.04	5.03	0.05
ML 0106	Milks, raw or skimmed (incl dairy products)	RAC	0.01	289.65	2.90	485.88	4.86	26.92	0.27	239.03	2.39	199.91	2.00	180.53	1.81
PM 0110	Poultry meat, raw (incl prepared) - 90% as muscle	RAC	0.01	13.17	0.13	26.78	0.27	7.24	0.07	116.71	1.17	22.54	0.23	32.09	0.32

Annex 3

ISOPYRAZAM (249)				International Estimated Daily Intake (IEDI)						ADI = 0–0.06 mg/kg bw					
Codex Code	Commodity description	Expr as	STMR mg/kg	Diets as g/person/day				Intake as µg/person/day							
				G01 diet	G01 intake	G02 diet	G02 intake	G03 diet	G03 intake	G04 diet	G04 intake	G05 diet	G05 intake	G06 diet	G06 intake
PM 0110	Poultry meat, raw (incl prepared) - 10% as fat	RAC	0.01	1.46	0.01	2.98	0.03	0.80	0.01	12.97	0.13	2.50	0.03	3.57	0.04
PF 0111	Poultry fat, raw (incl rendered)	RAC	0.01	0.10	0.00	0.10	0.00	NC	-	0.10	0.00	0.10	0.00	0.10	0.00
PO 0111	Poultry edible offal, raw (incl prepared)	RAC	0.01	0.12	0.00	0.12	0.00	0.11	0.00	5.37	0.05	0.24	0.00	0.10	0.00
PE 0112	Eggs, raw, (incl dried)	RAC	0.01	7.84	0.08	23.08	0.23	2.88	0.03	14.89	0.15	9.81	0.10	14.83	0.15
-	-	-	-	-	-	-	-	-	-	-	-	-	-	-	-
Total intake (µg/person)=				12.7		29.3		4.8		19.1		9.3		30.0	
Bodyweight per region (kg bw) =				60		60		60		60		60		60	
ADI (µg/person)=				3600		3600		3600		3600		3600		3600	
%ADI=				0.4%		0.8%		0.1%		0.5%		0.3%		0.8%	
Rounded %ADI=				0%		1%		0%		1%		0%		1%	

ISOPYRAZAM (249)				International Estimated Daily Intake (IEDI)						ADI = 0–0.06 mg/kg bw					
Codex Code	Commodity description	Expr as	STMR mg/kg	Diets as g/person/day				Intake as µg/person/day							
				G07 diet	G07 intake	G08 diet	G08 intake	G09 diet	G09 intake	G10 diet	G10 intake	G11 diet	G11 intake	G12 diet	G12 intake
FP 0009	Pomefruits, raw	RAC	0.12	37.39	4.49	58.13	6.98	37.64	4.52	44.80	5.38	62.17	7.46	6.47	0.78
FI 0327	Banana, raw (incl plantains) (incl dried)	RAC	0.015	25.14	0.38	23.37	0.35	23.06	0.35	23.40	0.35	18.44	0.28	39.29	0.59
VC 0046	Melons, raw (excl watermelons)	RAC	0.015	9.20	0.14	11.95	0.18	14.63	0.22	8.99	0.13	7.86	0.12	2.46	0.04
VC 0424	Cucumber, raw	RAC	0.23	6.72	1.55	11.03	2.54	32.10	7.38	15.10	3.47	4.05	0.93	9.57	2.20
VO 0440	Egg plants, raw (= aubergines)	RAC	0.042	1.01	0.04	1.69	0.07	21.37	0.90	3.00	0.13	1.40	0.06	NC	-
VO 0443	Pepino (Melon pear, Tree melon)	RAC	0.042	NC	-	NC	-	NC	-	NC	-	NC	-	NC	-
VO 0445	Peppers, sweet, raw (incl dried)	RAC	0.03	0.82	0.02	1.53	0.05	10.85	0.33	4.59	0.14	1.84	0.06	2.00	0.06
VO 0448	Tomato, raw	RAC	0.042	32.13	1.35	51.27	2.15	34.92	1.47	73.37	3.08	15.15	0.64	8.88	0.37
-	Tomato, canned (& peeled)	PP	0.008	7.57	0.06	2.66	0.02	0.30	0.00	0.97	0.01	7.31	0.06	0.41	0.00
-	Tomato, paste (i.e. concentrated tomato sauce/puree)	PP	0.27	4.96	1.34	3.20	0.86	0.15	0.04	1.61	0.43	6.88	1.86	0.52	0.14
JF 0448	Tomato, juice (single strength, incl concentrated)	PP	0.021	0.80	0.02	0.10	0.00	0.10	0.00	0.61	0.01	0.40	0.01	0.10	0.00
-	Gilo (scarlet egg plant)	RAC	0.042	NC	-	NC	-	NC	-	NC	-	NC	-	NC	-
VR 0577	Carrots, raw	RAC	0.022	26.26	0.58	27.13	0.60	10.07	0.22	16.49	0.36	44.69	0.98	8.75	0.19
GC 0640	Barley, raw	RAC	0.051	0.10	0.01	NC	-	0.10	0.01	1.36	0.07	NC	-	NC	-
-	Barley, pot&pearled	PP	0.17	0.57	0.10	2.56	0.44	0.33	0.06	0.56	0.10	0.36	0.06	NC	-
-	Barley, flour (white flour and wholemeal flour)	PP	0.051	0.10	0.01	0.10	0.01	0.10	0.01	0.10	0.01	0.68	0.03	0.10	0.01
-	Barley beer	PP	0.061	180.21	10.99	259.46	15.83	45.91	2.80	172.36	10.51	234.42	14.30	65.30	3.98
-	Barley Malt	PP	0.03	0.19	0.01	NC	-	0.10	0.00	0.10	0.00	NC	-	2.14	0.06
-	Barley Malt Extract	PP	0.051	0.37	0.02	0.10	0.01	0.10	0.01	0.10	0.01	0.18	0.01	0.29	0.01
GC 0654	Wheat, raw (incl meslin)	RAC	0.015	NC	-	NC	-	NC	-	0.10	0.00	NC	-	NC	-
-	Wheat, bulgur	PP	0.015	NC	-	NC	-	0.10	0.00	NC	-	NC	-	NC	-
CF 1210	Wheat, germ	PP	0.0038	0.97	0.00	0.10	0.00	0.10	0.00	0.10	0.00	NC	-	0.10	0.00
CF 0654	Wheat, bran	PP	0.66	NC	-	NC	-	NC	-	NC	-	NC	-	NC	-
CF 1212	Wheat, wholemeal flour	PP	0.012	NC	-	NC	-	NC	-	NC	-	NC	-	NC	-

Annex 3

ISOPYRAZAM (249)

International Estimated Daily Intake (IEDI)

ADI = 0–0.06 mg/kg bw

Codex Code	Commodity description	Expr as	STMR mg/kg	Intake = daily intake: µg/person													
				Diets: g/person/day		G14 diet		G14 intake		G15 diet		G15 intake		G16 diet		G16 intake	
FP 0009	Pomefruits, raw	RAC	0.12	2.39	0.29	10.93	1.31	69.47	8.34	1.59	0.19	19.56	2.35				
FI 0327	Banana, raw (incl plantains) (incl dried)	RAC	0.015	20.88	0.31	81.15	1.22	24.58	0.37	37.92	0.57	310.23	4.65				
VC 0046	Melons, raw (excl watermelons)	RAC	0.015	0.19	0.00	0.10	0.00	4.98	0.07	0.10	0.00	NC	-				
VC 0424	Cucumber, raw	RAC	0.23	0.68	0.16	1.81	0.42	10.40	2.39	0.10	0.02	0.10	0.02				
VO 0440	Egg plants, raw (= aubergines)	RAC	0.042	1.31	0.06	8.26	0.35	3.95	0.17	0.10	0.00	NC	-				
VO 0443	Pepino (Melon pear, Tree melon)	RAC	0.042	NC	-	NC	-	NC	-	NC	-	NC	-				
VO 0445	Peppers, sweet, raw (incl dried)	RAC	0.03	5.49	0.16	10.57	0.32	8.84	0.27	0.91	0.03	NC	-				
VO 0448	Tomato, raw	RAC	0.042	12.99	0.55	4.79	0.20	58.40	2.45	0.92	0.04	0.10	0.00				
-	Tomato, canned (& peeled)	PP	0.008	0.10	0.00	0.10	0.00	2.42	0.02	0.10	0.00	NC	-				
-	Tomato, paste (i.e. concentrated tomato sauce/puree)	PP	0.27	0.58	0.16	0.22	0.06	2.21	0.60	0.24	0.06	3.10	0.84				
JF 0448	Tomato, juice (single strength, incl concentrated)	PP	0.021	0.10	0.00	0.10	0.00	0.42	0.01	0.10	0.00	0.10	0.00				
-	Gilo (scarlet egg plant)	RAC	0.042	NC	-	NC	-	NC	-	NC	-	NC	-				
VR 0577	Carrots, raw	RAC	0.022	2.07	0.05	3.00	0.07	25.29	0.56	0.10	0.00	NC	-				
GC 0640	Barley, raw	RAC	0.051	0.10	0.01	0.10	0.01	0.16	0.01	NC	-	NC	-				
-	Barley, pot&pearled	PP	0.17	5.46	0.93	0.10	0.02	1.44	0.24	0.10	0.02	NC	-				
-	Barley, flour (white flour and wholemeal flour)	PP	0.051	0.10	0.01	NC	-	0.32	0.02	0.10	0.01	NC	-				
-	Barley beer	PP	0.061	16.25	0.99	11.36	0.69	225.21	13.74	19.49	1.19	52.17	3.18				
-	Barley Malt	PP	0.03	0.10	0.00	0.11	0.00	0.67	0.02	0.10	0.00	4.61	0.14				
-	Barley Malt Extract	PP	0.051	0.10	0.01	0.10	0.01	0.10	0.01	0.10	0.01	0.10	0.01				
GC 0654	Wheat, raw (incl meslin)	RAC	0.015	NC	-	NC	-	NC	-	NC	-	0.97	0.01				
-	Wheat, bulgur	PP	0.015	0.10	0.00	NC	-	NC	-	NC	-	NC	-				
CF 1210	Wheat, germ	PP	0.0038	0.10	0.00	0.10	0.00	0.10	0.00	0.10	0.00	NC	-				
CF 0654	Wheat, bran	PP	0.66	NC	-	NC	-	NC	-	NC	-	NC	-				
CF 1212	Wheat, wholemeal flour	PP	0.012	NC	-	NC	-	NC	-	NC	-	NC	-				
CP 1212	Wheat, wholemeal bread	PP	0.0083	0.10	0.00	0.10	0.00	0.10	0.00	0.10	0.00	0.10	0.00				
CP 1211	Wheat, white bread	PP	0.015	0.43	0.01	0.41	0.01	1.56	0.02	0.11	0.00	0.10	0.00				
SO 0495	Rape seed, raw	RAC	0.042	NC	-	0.10	0.00	NC	-	NC	-	NC	-				
OR 0495	Rape seed oil, edible	PP	0.038	0.10	0.00	0.10	0.00	4.62	0.18	0.10	0.00	NC	-				
SO 0697	Peanuts, nutmeat, raw (incl roasted, incl oil, incl butter)	RAC	0.015	18.82	0.28	0.57	0.01	2.28	0.03	6.90	0.10	0.53	0.01				
MM 0095	MEAT FROM MAMMALS other than marine mammals, raw (incl prepared meat) -80% as muscle	RAC	0.01	23.34	0.23	40.71	0.41	97.15	0.97	18.06	0.18	57.71	0.58				
MM 0095	MEAT FROM MAMMALS other than marine mammals, raw (incl prepared meat) - 20% as fat	RAC	0.01	5.84	0.06	10.18	0.10	24.29	0.24	4.52	0.05	14.43	0.14				
MF 0100	Mammalian fats, raw, excl milk fats (incl rendered fats)	RAC	0.01	1.05	0.01	1.14	0.01	18.69	0.19	0.94	0.01	3.12	0.03				
MO 0105	Edible offal (mammalian), raw	RAC	0.01	4.64	0.05	1.97	0.02	10.01	0.10	3.27	0.03	3.98	0.04				
ML 0106	Milks, raw or skimmed (incl dairy products)	RAC	0.01	108.75	1.09	70.31	0.70	436.11	4.36	61.55	0.62	79.09	0.79				
PM 0110	Poultry meat, raw (incl prepared) - 90% as muscle	RAC	0.01	3.53	0.04	10.83	0.11	51.36	0.51	4.53	0.05	50.00	0.50				
PM 0110	Poultry meat, raw (incl prepared) - 10% as fat	RAC	0.01	0.39	0.00	1.20	0.01	5.71	0.06	0.50	0.01	5.56	0.06				
PF 0111	Poultry fat, raw (incl rendered)	RAC	0.01	NC	-	NC	-	0.32	0.00	NC	-	NC	-				

Annex 3

ISOPYRAZAM (249)

International Estimated Daily Intake (IEDI)

ADI = 0–0.06 mg/kg bw

Codex Code	Commodity description	Expr as	STMR mg/kg	Diets: g/person/day		Intake = daily intake: µg/person							
				G13 diet	G13 intake	G14 diet	G14 intake	G15 diet	G15 intake	G16 diet	G16 intake	G17 diet	G17 intake
PO 0111	Poultry edible offal, raw (incl prepared)	RAC	0.01	0.10	0.00	0.70	0.01	0.97	0.01	0.10	0.00	NC	-
PE 0112	Eggs, raw, (incl dried)	RAC	0.01	3.84	0.04	4.41	0.04	27.25	0.27	1.13	0.01	7.39	0.07
-	-	-	-	-	-	-	-	-	-	-	-	-	-
Total intake (µg/person)=				5.5		6.1		36.2		3.2		13.4	
Bodyweight per region (kg bw) =				60		60		60		60		60	
ADI (µg/person)=				3600		3600		3600		3600		3600	
%ADI=				0.2%		0.2%		1.0%		0.1%		0.4%	
Rounded %ADI=				0%		0%		1%		0%		0%	

Annex 3

OXAMYL (126)			International Estimated Daily Intake (IEDI)						ADI = 0–0.009 mg/kg bw						
Codex Code	Commodity description	Expr as	STMR mg/kg	Diets as g/person/day				Intake as µg/person/day							
				G01 diet	G01 intake	G02 diet	G02 intake	G03 diet	G03 intake	G04 diet	G04 intake	G05 diet	G05 intake	G06 diet	G06 intake
VB 0402	Brussels sprouts, raw	RAC	0	0.63	0.00	6.41	0.00	0.13	0.00	1.03	0.00	NC	-	2.35	0.00
VC 0046	Melons, raw (excl watermelons)	RAC	0.005	8.90	0.04	8.64	0.04	0.80	0.00	17.90	0.09	2.80	0.01	29.17	0.15
VC 0424	Cucumber, raw	RAC	0.01	8.01	0.08	30.66	0.31	1.45	0.01	19.84	0.20	0.27	0.00	34.92	0.35
VC 0431	Squash, summer, raw (= courgette, zucchini)	RAC	0.01	0.78	0.01	2.06	0.02	0.30	0.00	1.61	0.02	2.25	0.02	2.36	0.02
VC 0432	Watermelon, raw	RAC	0.005	28.96	0.14	25.65	0.13	1.56	0.01	39.26	0.20	4.94	0.02	66.90	0.33
VO 0440	Egg plants, raw (= aubergines)	RAC	0.01	5.58	0.06	4.31	0.04	0.89	0.01	9.31	0.09	13.64	0.14	20.12	0.20
VO 0443	Pepino (Melon pear, Tree melon)	RAC	0.01	NC	-	NC	-	NC	-	NC	-	NC	-	NC	-
VO 0444	Peppers, chili, raw (incl dried)	RAC	0.01	6.93	0.07	10.97	0.11	8.83	0.09	9.13	0.09	6.65	0.07	20.01	0.20
VO 0445	Peppers, sweet, raw (incl dried)	RAC	0.01	4.49	0.04	6.44	0.06	7.21	0.07	5.68	0.06	9.52	0.10	8.92	0.09
VO 0448	Tomato, raw (incl juice, incl paste, incl canned)	RAC	0.01	51.75	0.52	81.80	0.82	16.99	0.17	102.02	1.02	26.32	0.26	214.77	2.15
VR 0577	Carrots, raw	RAC	0	9.51	0.00	30.78	0.00	0.37	0.00	8.75	0.00	2.80	0.00	6.10	0.00
VR 0588	Parsnip, raw	RAC	0	0.59	0.00	1.05	0.00	0.65	0.00	1.58	0.00	NC	-	0.76	0.00
VR 0589	Potato, raw (incl flour, incl frozen, incl starch, incl tapioca)	RAC	0	59.74	0.00	316.14	0.00	9.78	0.00	60.26	0.00	54.12	0.00	119.82	0.00
VR 0596	Sugar beet, raw (incl sugar)	RAC	0	0.13	0.00	NC	-	0.10	0.00	0.66	0.00	0.47	0.00	88.94	0.00
MM 0095	MEAT FROM MAMMALS other than marine mammals, raw (incl prepared meat)	RAC	0	31.20	0.00	72.44	0.00	20.88	0.00	47.98	0.00	33.08	0.00	36.25	0.00
MF 0100	Mammalian fats, raw, excl milk fats (incl rendered fats)	RAC	0	3.29	0.00	6.14	0.00	0.82	0.00	1.57	0.00	2.23	0.00	1.07	0.00
MO 0105	Edible offal (mammalian), raw	RAC	0	4.79	0.00	9.68	0.00	2.97	0.00	5.49	0.00	3.84	0.00	5.03	0.00
ML 0106	Milks, raw or skimmed (incl dairy products)	RAC	0	289.65	0.00	485.88	0.00	26.92	0.00	239.03	0.00	199.91	0.00	180.53	0.00
Total intake (µg/person)=				1.0		1.5		0.4		1.8		0.6		3.5	
Bodyweight per region (kg bw) =				60		60		60		60		60		60	
ADI (µg/person)=				540		540		540		540		540		540	
%ADI=				0.2%		0.3%		0.1%		0.3%		0.1%		0.6%	
Rounded %ADI=				0%		0%		0%		0%		0%		1%	

Annex 3

OXAMYL (126)

International Estimated Daily Intake (IEDI)

ADI = 0–0.009 mg/kg bw

Codex Code	Commodity description	Expr as	STMR mg/kg	Diets: g/person/day		Intake = daily intake: µg/person							
				G13 diet	G13 intake	G14 diet	G14 intake	G15 diet	G15 intake	G16 diet	G16 intake	G17 diet	G17 intake
VB 0402	Brussels sprouts, raw	RAC	0	0.88	0.00	0.69	0.00	2.89	0.00	0.10	0.00	NC	-
VC 0046	Melons, raw (excl watermelons)	RAC	0.005	0.19	0.00	0.10	0.00	4.98	0.02	0.10	0.00	NC	-
VC 0424	Cucumber, raw	RAC	0.01	0.68	0.01	1.81	0.02	10.40	0.10	0.10	0.00	0.10	0.00
VC 0431	Squash, summer, raw (= courgette, zucchini)	RAC	0.01	0.10	0.00	1.01	0.01	NC	-	1.91	0.02	NC	-
VC 0432	Watermelon, raw	RAC	0.005	4.29	0.02	0.30	0.00	28.70	0.14	0.10	0.00	NC	-
VO 0440	Egg plants, raw (= aubergines)	RAC	0.01	1.31	0.01	8.26	0.08	3.95	0.04	0.10	0.00	NC	-
VO 0443	Pepino (Melon pear, Tree melon)	RAC	0.01	NC	-	NC	-	NC	-	NC	-	NC	-
VO 0444	Peppers, chili, raw (incl dried)	RAC	0.01	7.55	0.08	12.48	0.12	24.78	0.25	0.87	0.01	NC	-
VO 0445	Peppers, sweet, raw (incl dried)	RAC	0.01	5.49	0.05	10.57	0.11	8.84	0.09	0.91	0.01	NC	-
VO 0448	Tomato, raw (incl juice, incl paste, incl canned)	RAC	0.01	15.50	0.16	5.78	0.06	71.52	0.72	2.00	0.02	12.50	0.13
VR 0577	Carrots, raw	RAC	0	2.07	0.00	3.00	0.00	25.29	0.00	0.10	0.00	NC	-
VR 0588	Parsnip, raw	RAC	0	1.02	0.00	0.74	0.00	3.50	0.00	0.69	0.00	1.37	0.00
VR 0589	Potato, raw (incl flour, incl frozen, incl starch, incl tapioca)	RAC	0	23.96	0.00	13.56	0.00	213.41	0.00	104.35	0.00	8.56	0.00
VR 0596	Sugar beet, raw (incl sugar)	RAC	0	3.93	0.00	1.68	0.00	NC	-	NC	-	36.12	0.00
MM 0095	MEAT FROM MAMMALS other than marine mammals, raw (incl prepared meat)	RAC	0	29.18	0.00	50.89	0.00	121.44	0.00	22.58	0.00	72.14	0.00
MF 0100	Mammalian fats, raw, excl milk fats (incl rendered fats)	RAC	0	1.05	0.00	1.14	0.00	18.69	0.00	0.94	0.00	3.12	0.00
MO 0105	Edible offal (mammalian), raw	RAC	0	4.64	0.00	1.97	0.00	10.01	0.00	3.27	0.00	3.98	0.00
ML 0106	Milks, raw or skimmed (incl dairy products)	RAC	0	108.75	0.00	70.31	0.00	436.11	0.00	61.55	0.00	79.09	0.00
Total intake (µg/person)=				0.3		0.4		1.4		0.1		0.1	
Bodyweight per region (kg bw) =				60		60		60		60		60	
ADI (µg/person)=				540		540		540		540		540	
%ADI=				0.1%		0.1%		0.3%		0.0%		0.0%	
Rounded %ADI=				0%		0%		0%		0%		0%	

Annex 3

PICOXYSTROBIN (258)				International Estimated Daily Intake (IEDI)						ADI = 0–0.09 mg/kg bw					
Codex Code	Commodity description	Expr as	STMR mg/kg	Diets as g/person/day				Intake as µg/person/day							
				G01 diet	G01 intake	G02 diet	G02 intake	G03 diet	G03 intake	G04 diet	G04 intake	G05 diet	G05 intake	G06 diet	G06 intake
CP 1211	Wheat, white bread	PP	0.01	0.25	0.00	0.63	0.01	0.12	0.00	0.43	0.00	1.39	0.01	0.22	0.00
CF 1211	Wheat, white flour (incl white flour products: starch, gluten, macaroni, pastry)	PP	0.01	301.49	3.01	269.27	2.69	30.33	0.30	222.94	2.23	136.12	1.36	343.34	3.43
MM 0095	MEAT FROM MAMMALS other than marine mammals, raw (incl prepared meat) -80% as muscle	RAC	0	24.96	0.00	57.95	0.00	16.70	0.00	38.38	0.00	26.46	0.00	29.00	0.00
MM 0095	MEAT FROM MAMMALS other than marine mammals, raw (incl prepared meat) - 20% as fat	RAC	0.01	6.24	0.06	14.49	0.14	4.18	0.04	9.60	0.10	6.62	0.07	7.25	0.07
MF 0100	Mammalian fats, raw, excl milk fats (incl rendered fats)	RAC	0.01	3.29	0.03	6.14	0.06	0.82	0.01	1.57	0.02	2.23	0.02	1.07	0.01
MO 0105	Edible offal (mammalian), raw	RAC	0.01	4.79	0.05	9.68	0.10	2.97	0.03	5.49	0.05	3.84	0.04	5.03	0.05
ML 0106	Milks, raw or skimmed (incl dairy products)	RAC	0	289.65	0.00	485.88	0.00	26.92	0.00	239.03	0.00	199.91	0.00	180.53	0.00
PM 0110	Poultry meat, raw (incl prepared)	RAC	0	14.63	0.00	29.76	0.00	8.04	0.00	129.68	0.00	25.04	0.00	35.66	0.00
PF 0111	Poultry fat, raw (incl rendered)	RAC	0.01	0.10	0.00	0.10	0.00	NC	-	0.10	0.00	0.10	0.00	0.10	0.00
PO 0111	Poultry edible offal, raw (incl prepared)	RAC	0	0.12	0.00	0.12	0.00	0.11	0.00	5.37	0.00	0.24	0.00	0.10	0.00
PE 0112	Eggs, raw, (incl dried)	RAC	0	7.84	0.00	23.08	0.00	2.88	0.00	14.89	0.00	9.81	0.00	14.83	0.00
Total intake (µg/person)=				4.5		5.4		2.0		4.0		3.3		5.3	
Bodyweight per region (kg bw) =				60		60		60		60		60		60	
ADI (µg/person)=				5400		5400		5400		5400		5400		5400	
%ADI=				0.1%		0.1%		0.0%		0.1%		0.1%		0.1%	
Rounded %ADI=				0%		0%		0%		0%		0%		0%	

PICOXYSTROBIN (258)				International Estimated Daily Intake (IEDI)						ADI = 0–0.09 mg/kg bw					
Codex Code	Commodity description	Expr as	STMR mg/kg	Diets as g/person/day				Intake as µg/person/day							
				G07 diet	G07 intake	G08 diet	G08 intake	G09 diet	G09 intake	G10 diet	G10 intake	G11 diet	G11 intake	G12 diet	G12 intake
VO 0447	Sweet corn on the cob, raw (incl frozen, incl canned) (i.e. kernels plus cob without husks)	RAC	0.01	11.43	0.11	3.71	0.04	0.74	0.01	13.63	0.14	3.07	0.03	1.50	0.02
VD 0071	Beans, dry, raw (Phaseolus spp)	RAC	0.0105	1.51	0.02	1.50	0.02	1.90	0.02	5.11	0.05	1.36	0.01	23.43	0.25
VD 0072	Peas, dry, raw (Pisum spp, Vigna spp): garden peas & field peas & cow peas	RAC	0.0105	3.80	0.04	1.25	0.01	1.06	0.01	2.33	0.02	2.70	0.03	3.83	0.04
VD 0523	Broad bean, dry, raw (incl horse-bean, broad bean, field bean) (Vicia faba)	RAC	0.0105	0.10	0.00	0.10	0.00	1.16	0.01	0.40	0.00	NC	-	0.10	0.00
VD 0524	Chick-pea, dry, raw (Cicer arietinum)	RAC	0.0105	0.27	0.00	1.33	0.01	0.32	0.00	0.15	0.00	0.10	0.00	0.10	0.00
VD 0531	Hyacinth bean (dry) (Lablab spp), raw	RAC	0.0105	NC	-	NC	-	NC	-	NC	-	NC	-	NC	-
VD 0533	Lentil, dry, raw (Ervum lens)	RAC	0.0105	0.95	0.01	1.18	0.01	0.40	0.00	0.96	0.01	0.71	0.01	1.28	0.01
VD 0537	Pigeon pea dry, raw (Cajanus cajan)	RAC	0.0105	NC	-	NC	-	0.20	0.00	NC	-	NC	-	NC	-
VD 0541	Soya bean, dry, raw (incl flour, incl paste, incl curd, incl sauce, excl oil)	RAC	0.0105	0.47	0.00	0.77	0.01	9.12	0.10	8.05	0.08	0.10	0.00	6.06	0.06
OR 0541	Soya oil, refined	PP	0.034	19.06	0.65	21.06	0.72	5.94	0.20	33.78	1.15	40.05	1.36	13.39	0.46

Annex 3

566

PICOXYSTROBIN (258)		International Estimated Daily Intake (IEDI)						ADI = 0–0.09 mg/kg bw							
Codex Code	Commodity description	Expr as	STMR mg/kg	Diets as g/person/day				Intake as µg/person/day							
				G07 diet	G07 intake	G08 diet	G08 intake	G09 diet	G09 intake	G10 diet	G10 intake	G11 diet	G11 intake	G12 diet	G12 intake
-	Pulses, NES, dry, raw: lablab or hyacinth bean, jack or sword bean, winged bean, guar bean, velvet bean, yam bean (<i>Dolichos</i> spp., <i>Canavalia</i> spp., <i>Psophocarpus tetragonolobus</i> , <i>Cyamopsis tetragonoloba</i> , <i>Stizolobium</i> spp., <i>Pachyrhizus erosus</i>)	RAC	0.0105	0.10	0.00	NC	-	0.57	0.01	0.11	0.00	0.16	0.00	0.94	0.01
GC 0640	Barley, raw (incl malt extract, incl pot&pearled, incl flour & grits, excl beer, excl malt)	RAC	0.017	1.69	0.03	4.15	0.07	0.60	0.01	2.39	0.04	2.14	0.04	0.63	0.01
-	Barley beer	PP	0.01	180.21	1.80	259.46	2.59	45.91	0.46	172.36	1.72	234.42	2.34	65.30	0.65
-	Barley Malt	PP	0.01	0.19	0.00	NC	-	0.10	0.00	0.10	0.00	NC	-	2.14	0.02
GC 0645	Maize, raw (incl glucose & dextrose & isoglucose, incl beer, excl flour, excl oil, excl germ, excl starch)	RAC	0.01	0.10	0.00	9.93	0.10	1.40	0.01	10.26	0.10	0.33	0.00	0.10	0.00
GC 0656	Popcorn (i.e. maize used for preparation of popcorn)	RAC	0.01	-	-	-	-	-	-	-	-	-	-	-	-
CF 1255	Maize, flour (white flour and wholemeal flour)	PP	0.011	14.27	0.16	12.86	0.14	19.71	0.22	12.55	0.14	4.21	0.05	52.30	0.58
-	Maize, germ	PP	0.01	0.10	0.00	NC	-	NC	-	0.10	0.00	NC	-	0.10	0.00
-	Maize starch	PP	0.01	NC	-	NC	-	0.19	0.00	7.13	0.07	NC	-	NC	-
OR 0645	Maize oil	PP	0.069	0.90	0.06	0.47	0.03	0.15	0.01	3.01	0.21	1.86	0.13	0.36	0.02
GC 0647	Oats, raw (incl rolled)	RAC	0.017	7.50	0.13	6.26	0.11	0.15	0.00	4.87	0.08	3.16	0.05	2.98	0.05
GC 0650	Rye, raw (incl flour)	RAC	0.01	3.21	0.03	35.38	0.35	0.21	0.00	6.50	0.07	1.49	0.01	NC	-
GC 0653	Triticale, raw (incl flour)	RAC	0.01	0.10	0.00	0.17	0.00	0.29	0.00	0.10	0.00	NC	-	NC	-
GC 0654	Wheat, raw (incl bulgur, incl fermented beverages, excl germ, excl wholemeal bread, excl white flour products, excl white bread)	RAC	0.01	0.37	0.00	0.10	0.00	0.10	0.00	0.10	0.00	NC	-	0.10	0.00
CF 1210	Wheat, germ	PP	0.032	0.97	0.03	0.10	0.00	0.10	0.00	0.10	0.00	NC	-	0.10	0.00
CF 0654	Wheat, bran	PP	0.027	NC	-	NC	-	NC	-	NC	-	NC	-	NC	-
CF 1212	Wheat, wholemeal flour	PP	0.012	NC	-	NC	-	NC	-	NC	-	NC	-	NC	-
CP 1212	Wheat, wholemeal bread	PP	0.01	0.10	0.00	0.10	0.00	0.10	0.00	0.10	0.00	0.10	0.00	0.10	0.00
CP 1211	Wheat, white bread	PP	0.01	1.30	0.01	0.46	0.00	0.10	0.00	0.22	0.00	2.44	0.02	0.77	0.01
CF 1211	Wheat, white flour (incl white flour products: starch, gluten, macaroni, pastry)	PP	0.01	199.38	1.99	193.50	1.94	106.30	1.06	185.31	1.85	171.11	1.71	132.37	1.32
MM 0095	MEAT FROM MAMMALS other than marine mammals, raw (incl prepared meat) -80% as muscle	RAC	0	112.02	0.00	120.71	0.00	63.46	0.00	88.99	0.00	96.24	0.00	41.02	0.00
MM 0095	MEAT FROM MAMMALS other than marine mammals, raw (incl prepared meat) - 20% as fat	RAC	0.01	28.01	0.28	30.18	0.30	15.86	0.16	22.25	0.22	24.06	0.24	10.25	0.10
MF 0100	Mammalian fats, raw, excl milk fats (incl rendered fats)	RAC	0.01	6.44	0.06	15.51	0.16	3.79	0.04	8.29	0.08	18.44	0.18	8.00	0.08
MO 0105	Edible offal (mammalian), raw	RAC	0.01	15.17	0.15	5.19	0.05	6.30	0.06	6.78	0.07	3.32	0.03	3.17	0.03
ML 0106	Milks, raw or skimmed (incl dairy products)	RAC	0	388.92	0.00	335.88	0.00	49.15	0.00	331.25	0.00	468.56	0.00	245.45	0.00

Annex 3

PICOXYSTROBIN (258)				International Estimated Daily Intake (IEDI)						ADI = 0–0.09 mg/kg bw					
Codex Code	Commodity description	Expr as	STMR mg/kg	Diets as g/person/day				Intake as µg/person/day							
				G07 diet	G07 intake	G08 diet	G08 intake	G09 diet	G09 intake	G10 diet	G10 intake	G11 diet	G11 intake	G12 diet	G12 intake
PM 0110	Poultry meat, raw (incl prepared)	RAC	0	73.76	0.00	53.86	0.00	23.98	0.00	87.12	0.00	53.38	0.00	84.45	0.00
PF 0111	Poultry fat, raw (incl rendered)	RAC	0.01	0.10	0.00	0.10	0.00	NC	-	0.10	0.00	0.71	0.01	NC	-
PO 0111	Poultry edible offal, raw (incl prepared)	RAC	0	0.33	0.00	0.72	0.00	0.27	0.00	0.35	0.00	0.80	0.00	NC	-
PE 0112	Eggs, raw, (incl dried)	RAC	0	25.84	0.00	29.53	0.00	28.05	0.00	33.19	0.00	36.44	0.00	8.89	0.00
Total intake (µg/person)=				5.6		6.7		2.4		6.1		6.3		3.7	
Bodyweight per region (kg bw) =				60		60		55		60		60		60	
ADI (µg/person)=				5400		5400		4950		5400		5400		5400	
%ADI=				0.1%		0.1%		0.0%		0.1%		0.1%		0.1%	
Rounded %ADI=				0%		0%		0%		0%		0%		0%	

PICOXYSTROBIN (258)				International Estimated Daily Intake (IEDI)						ADI = 0–0.09 mg/kg bw					
Codex Code	Commodity description	Expr as	STMR mg/kg	Diets: g/person/day				Intake = daily intake: µg/person							
				G13 diet	G13 intake	G14 diet	G14 intake	G15 diet	G15 intake	G16 diet	G16 intake	G17 diet	G17 intake		
VO 0447	Sweet corn on the cob, raw (incl frozen, incl canned) (i.e. kernels plus cob without husks)	RAC	0.01	3.63	0.04	20.50	0.21	8.78	0.09	0.10	0.00	0.17	0.00		
VD 0071	Beans, dry, raw (Phaseolus spp)	RAC	0.0105	7.11	0.07	2.33	0.02	3.76	0.04	44.70	0.47	3.27	0.03		
VD 0072	Peas, dry, raw (Pisum spp, Vigna spp): garden peas & field peas & cow peas	RAC	0.0105	14.30	0.15	3.51	0.04	3.52	0.04	7.89	0.08	0.74	0.01		
VD 0523	Broad bean, dry, raw (incl horse-bean, broad bean, field bean) (Vicia faba)	RAC	0.0105	3.70	0.04	0.10	0.00	0.17	0.00	0.10	0.00	NC	-		
VD 0524	Chick-pea, dry, raw (Cicer arietinum)	RAC	0.0105	1.09	0.01	1.56	0.02	0.33	0.00	0.18	0.00	0.47	0.00		
VD 0531	Hyacinth bean (dry) (Lablab spp), raw	RAC	0.0105	NC	-	NC	-	NC	-	NC	-	NC	-		
VD 0533	Lentil, dry, raw (Ervm lens)	RAC	0.0105	0.67	0.01	7.26	0.08	0.37	0.00	0.10	0.00	NC	-		
VD 0537	Pigeon pea dry, raw (Cajanus cajan)	RAC	0.0105	1.14	0.01	0.10	0.00	NC	-	5.53	0.06	NC	-		
VD 0541	Soya bean, dry, raw (incl flour, incl paste, incl curd, incl sauce, excl oil)	RAC	0.0105	2.89	0.03	0.21	0.00	0.48	0.01	3.16	0.03	0.26	0.00		
OR 0541	Soya oil, refined	PP	0.034	2.32	0.08	2.54	0.09	18.70	0.64	2.51	0.09	6.29	0.21		
-	Pulses, NES, dry, raw: lablab or hyacinth bean, jack or sword bean, winged bean, guar bean, velvet bean, yam bean (Dolichos spp., Canavalia spp., Psophocarpus tetragonolobus, Cyamopsis tetragonoloba, Stizolobium spp., Pachyrrhizus erosus)	RAC	0.0105	2.54	0.03	1.77	0.02	0.10	0.00	0.10	0.00	3.99	0.04		
GC 0640	Barley, raw (incl malt extract, incl pot&pearled, incl flour & grits, excl beer, excl malt)	RAC	0.017	8.49	0.14	0.10	0.00	3.01	0.05	0.10	0.00	0.11	0.00		
-	Barley beer	PP	0.01	16.25	0.16	11.36	0.11	225.21	2.25	19.49	0.19	52.17	0.52		
-	Barley Malt	PP	0.01	0.10	0.00	0.11	0.00	0.67	0.01	0.10	0.00	4.61	0.05		
GC 0645	Maize, raw (incl glucose & dextrose & isoglucose, incl beer, excl flour, excl oil, excl germ, excl starch)	RAC	0.01	0.54	0.01	0.51	0.01	3.26	0.03	7.96	0.08	NC	-		

Annex 3

568

PICOXYSTROBIN (258)				International Estimated Daily Intake (IEDI)								ADI = 0–0.09 mg/kg bw	
Codex Code	Commodity description	Expr as	STMR mg/kg	Diets: g/person/day		Intake = daily intake: µg/person							
				G13 diet	G13 intake	G14 diet	G14 intake	G15 diet	G15 intake	G16 diet	G16 intake	G17 diet	G17 intake
GC 0656	Popcorn (i.e. maize used for preparation of popcorn)	RAC	0.01	-	-	-	-	-	-	-	-	-	-
CF 1255	Maize, flour (white flour and wholemeal flour)	PP	0.011	94.34	1.04	8.09	0.09	28.03	0.31	55.94	0.62	28.07	0.31
-	Maize, germ	PP	0.01	0.10	0.00	NC	-	NC	-	NC	-	NC	-
-	Maize starch	PP	0.01	0.10	0.00	0.10	0.00	NC	-	NC	-	NC	-
OR 0645	Maize oil	PP	0.069	0.33	0.02	0.10	0.01	0.81	0.06	0.10	0.01	NC	-
GC 0647	Oats, raw (incl rolled)	RAC	0.017	0.37	0.01	0.10	0.00	2.79	0.05	0.10	0.00	NC	-
GC 0650	Rye, raw (incl flour)	RAC	0.01	0.10	0.00	0.10	0.00	13.95	0.14	0.10	0.00	0.88	0.01
GC 0653	Triticale, raw (incl flour)	RAC	0.01	0.10	0.00	NC	-	NC	-	NC	-	NC	-
GC 0654	Wheat, raw (incl bulgur, incl fermented beverages, excl germ, excl wholemeal bread, excl white flour products, excl white bread)	RAC	0.01	0.10	0.00	0.10	0.00	0.10	0.00	0.10	0.00	0.97	0.01
CF 1210	Wheat, germ	PP	0.032	0.10	0.00	0.10	0.00	0.10	0.00	0.10	0.00	NC	-
CF 0654	Wheat, bran	PP	0.027	NC	-	NC	-	NC	-	NC	-	NC	-
CF 1212	Wheat, wholemeal flour	PP	0.012	NC	-	NC	-	NC	-	NC	-	NC	-
CP 1212	Wheat, wholemeal bread	PP	0.01	0.10	0.00	0.10	0.00	0.10	0.00	0.10	0.00	0.10	0.00
CP 1211	Wheat, white bread	PP	0.01	0.43	0.00	0.41	0.00	1.56	0.02	0.11	0.00	0.10	0.00
CF 1211	Wheat, white flour (incl white flour products: starch, gluten, macaroni, pastry)	PP	0.01	45.21	0.45	87.37	0.87	215.61	2.16	20.42	0.20	103.67	1.04
MM 0095	MEAT FROM MAMMALS other than marine mammals, raw (incl prepared meat) -80% as muscle	RAC	0	23.34	0.00	40.71	0.00	97.15	0.00	18.06	0.00	57.71	0.00
MM 0095	MEAT FROM MAMMALS other than marine mammals, raw (incl prepared meat) - 20% as fat	RAC	0.01	5.84	0.06	10.18	0.10	24.29	0.24	4.52	0.05	14.43	0.14
MF 0100	Mammalian fats, raw, excl milk fats (incl rendered fats)	RAC	0.01	1.05	0.01	1.14	0.01	18.69	0.19	0.94	0.01	3.12	0.03
MO 0105	Edible offal (mammalian), raw	RAC	0.01	4.64	0.05	1.97	0.02	10.01	0.10	3.27	0.03	3.98	0.04
ML 0106	Milks, raw or skimmed (incl dairy products)	RAC	0	108.75	0.00	70.31	0.00	436.11	0.00	61.55	0.00	79.09	0.00
PM 0110	Poultry meat, raw (incl prepared)	RAC	0	3.92	0.00	12.03	0.00	57.07	0.00	5.03	0.00	55.56	0.00
PF 0111	Poultry fat, raw (incl rendered)	RAC	0.01	NC	-	NC	-	0.32	0.00	NC	-	NC	-
PO 0111	Poultry edible offal, raw (incl prepared)	RAC	0	0.10	0.00	0.70	0.00	0.97	0.00	0.10	0.00	NC	-
PE 0112	Eggs, raw, (incl dried)	RAC	0	3.84	0.00	4.41	0.00	27.25	0.00	1.13	0.00	7.39	0.00
Total intake (µg/person)=				2.4		1.7		6.4		1.9		2.5	
Bodyweight per region (kg bw) =				60		60		60		60		60	
ADI (µg/person)=				5400		5400		5400		5400		5400	
%ADI=				0.0%		0.0%		0.1%		0.0%		0.0%	
Rounded %ADI=				0%		0%		0%		0%		0%	

Annex 3

PROPICONAZOLE (160)

International Estimated Daily Intake (IEDI)

ADI = 0–0.0700 mg/kg bw

Codex Code	Commodity description	Expr as	STMR mg/kg	Diets as g/person/day				Intake as µg/person/day							
				G01 diet	G01 intake	G02 diet	G02 intake	G03 diet	G03 intake	G04 diet	G04 intake	G05 diet	G05 intake	G06 diet	G06 intake
FC 0002	Lemons and limes, raw (incl lemon juice) (incl kumquat commodities)	RAC	0.22	4.82	1.06	2.45	0.54	3.93	0.86	25.44	5.60	8.74	1.92	16.23	3.57
FC 0003	Mandarins, raw (incl mandarin juice)	RAC	0.22	6.18	1.36	3.66	0.81	0.25	0.06	6.82	1.50	3.49	0.77	19.38	4.26
FC 0004	Oranges, sweet, sour, raw	RAC	0.22	20.66	4.55	5.23	1.15	11.90	2.62	37.90	8.34	21.16	4.66	56.46	12.42
JF 0004	Oranges, juice (single strength, incl. concentrated)	PP	0.046	1.27	0.06	2.20	0.10	0.10	0.00	11.81	0.54	0.46	0.02	1.69	0.08
FC 0005	Pummelo and grapefruits, raw (incl grapefruit juice)	RAC	0.11	0.66	0.07	0.69	0.08	0.96	0.11	10.20	1.12	1.25	0.14	2.97	0.33
FS 0013	Cherries, raw	RAC	1	0.92	0.92	9.15	9.15	0.10	0.10	0.61	0.61	0.10	0.10	6.64	6.64
FS 0302	Jujube, Chinese, raw	RAC	0.15	NC	-	NC	-	NC	-	NC	-	NC	-	NC	-
FS 0014	Plums, raw (excl jujube)	RAC	0.15	2.40	0.36	8.60	1.29	0.10	0.02	2.52	0.38	0.58	0.09	4.16	0.62
FS 2001	Peaches, nectarines, apricots, raw (incl dried apricots)	RAC	0.59	8.01	4.73	5.87	3.46	0.18	0.11	8.19	4.83	1.64	0.97	22.46	13.25
FB 0265	Cranberries, raw	RAC	0.3	0.10	0.03	0.10	0.03	NC	-	0.10	0.03	0.10	0.03	0.10	0.03
FI 0327	Banana, raw (incl plantains) (incl dried)	RAC	0.06	5.06	0.30	6.91	0.41	37.17	2.23	31.16	1.87	40.21	2.41	18.96	1.14
FI 0353	Pineapple, raw (incl canned pineapple, incl dried pineapple, excl pineapple juice)	RAC	0.16	0.54	0.09	0.58	0.09	7.69	1.23	6.02	0.96	8.26	1.32	0.82	0.13
JF 0341	Pineapple juice (single strength, incl concentrated)	PP	0.16	0.10	0.02	0.57	0.09	0.12	0.02	1.96	0.31	0.29	0.05	0.28	0.04
VO 0447	Sweet corn on the cob, raw (incl frozen, incl canned) (i.e. kernels plus cob without husks)	RAC	0.05	0.14	0.01	0.94	0.05	5.70	0.29	2.61	0.13	1.94	0.10	0.22	0.01
VO 0448	Tomato, raw (incl juice, incl paste, incl canned)	RAC	0.8	51.75	41.40	81.80	65.44	16.99	13.59	102.02	81.62	26.32	21.06	214.77	171.82
VD 0541	Soya bean, dry, raw (incl paste, incl curd, incl oil, incl sauce)	RAC	0.03	72.79	2.18	59.05	1.77	20.55	0.62	74.20	2.23	61.12	1.83	73.24	2.20
VR 0596	Sugar beet, raw (incl sugar)	RAC	0.06	0.13	0.01	NC	-	0.10	0.01	0.66	0.04	0.47	0.03	88.94	5.34
GC 0640	Barley, raw (incl malt extract, incl pot&pearled, incl flour & grits, incl beer, incl malt)	RAC	0.255	19.91	5.08	31.16	7.95	5.04	1.29	3.10	0.79	9.77	2.49	4.31	1.10
GC 0645	Maize, raw (incl glucose & dextrose & isoglucose, incl flour, incl oil, incl beer, incl germ, incl starch)	RAC	0.05	29.81	1.49	44.77	2.24	108.95	5.45	52.37	2.62	60.28	3.01	75.69	3.78
GC 0656	Popcorn (i.e. maize used for preparation of popcorn)	RAC	0.05	-	-	-	-	-	-	-	-	-	-	-	-
GC 0647	Oats, raw (incl rolled)	RAC	0.26	0.10	0.03	7.05	1.83	0.10	0.03	1.71	0.44	0.96	0.25	0.10	0.03
GC 0650	Rye, raw	RAC	0.06	NC	-	NC	-	0.10	0.01	0.10	0.01	0.10	0.01	0.10	0.01
GC 0653	Triticale, raw (incl flour)	RAC	0.06	NC	-	NC	-	NC	-	0.10	0.01	0.39	0.02	NC	-
GC 0654	Wheat, raw (incl bulgur, incl fermented beverages, incl germ, incl wholemeal bread, incl white flour)	RAC	0.06	381.15	22.87	341.55	20.49	38.35	2.30	281.89	16.91	172.83	10.37	434.07	26.04

Annex 3

570

PROPICONAZOLE (160)

International Estimated Daily Intake (IEDI)

ADI = 0–0.0700 mg/kg bw

Codex Code	Commodity description	Expr as	STMR mg/kg	Diets as g/person/day		Intake as µg/person/day									
				G01 diet	G01 intake	G02 diet	G02 intake	G03 diet	G03 intake	G04 diet	G04 intake	G05 diet	G05 intake	G06 diet	G06 intake
	products, incl white bread)														
GS 0659	Sugar cane, raw	RAC	0	38.16	0.00	NC	-	12.58	0.00	0.34	0.00	17.79	0.00	42.78	0.00
TN 0672	Pecan nuts, nutmeat	RAC	0.02	0.10	0.00	0.10	0.00	0.10	0.00	0.14	0.00	0.10	0.00	0.13	0.00
SO 0495	Rape seed, raw (incl oil)	RAC	0.06	0.93	0.06	1.16	0.07	0.49	0.03	2.53	0.15	9.32	0.56	2.02	0.12
SB 0716	Coffee beans raw (incl roasted, incl instant coffee, incl substitutes)	RAC	0.06	1.36	0.08	3.59	0.22	1.44	0.09	5.18	0.31	2.02	0.12	1.70	0.10
MM 0095	MEAT FROM MAMMALS other than marine mammals, raw (incl prepared meat)	RAC	0.064	31.20	2.00	72.44	4.64	20.88	1.34	47.98	3.07	33.08	2.12	36.25	2.32
MF 0100	Mammalian fats, raw, excl milk fats (incl rendered fats)	RAC	0.05	3.29	0.16	6.14	0.31	0.82	0.04	1.57	0.08	2.23	0.11	1.07	0.05
MO 0105	Edible offal (mammalian), raw	RAC	0.5	4.79	2.40	9.68	4.84	2.97	1.49	5.49	2.75	3.84	1.92	5.03	2.52
ML 0106	Milks, raw or skimmed (incl dairy products)	RAC	0.035	289.65	10.14	485.88	17.01	26.92	0.94	239.03	8.37	199.91	7.00	180.53	6.32
PM 0110	Poultry meat, raw (incl prepared) - 90% as muscle	RAC	0.05	13.17	0.66	26.78	1.34	7.24	0.36	116.71	5.84	22.54	1.13	32.09	1.60
PM 0110	Poultry meat, raw (incl prepared) - 10% as fat	RAC	0.05	1.46	0.07	2.98	0.15	0.80	0.04	12.97	0.65	2.50	0.13	3.57	0.18
PE 0112	Eggs, raw, (incl dried)	RAC	0.05	7.84	0.39	23.08	1.15	2.88	0.14	14.89	0.74	9.81	0.49	14.83	0.74
	Total intake (µg/person)=			102.6		146.7		35.4		152.8		65.2		266.8	
	Bodyweight per region (kg bw) =			60		60		60		60		60		60	
	ADI (µg/person)=			4200		4200		4200		4200		4200		4200	
	%ADI=			2.4%		3.5%		0.8%		3.6%		1.6%		6.4%	
	Rounded %ADI=			2%		3%		1%		4%		2%		6%	

Annex 3

PROPICONAZOLE (160)

International Estimated Daily Intake (IEDI)

ADI = 0–0.0700 mg/kg bw

Codex Code	Commodity description	Expr as	STMR mg/kg	Diets as g/person/day				Intake as µg/person/day							
				G07 diet	G07 intake	G08 diet	G08 intake	G09 diet	G09 intake	G10 diet	G10 intake	G11 diet	G11 intake	G12 diet	G12 intake
FC 0002	Lemons and limes, raw (incl lemon juice) (incl kumquat commodities)	RAC	0.22	10.12	2.23	15.69	3.45	2.88	0.63	12.30	2.71	22.32	4.91	6.59	1.45
FC 0003	Mandarins, raw (incl mandarin juice)	RAC	0.22	12.42	2.73	14.99	3.30	16.08	3.54	10.78	2.37	9.94	2.19	NC	-
FC 0004	Oranges, sweet, sour, raw	RAC	0.22	15.68	3.45	24.00	5.28	6.80	1.50	29.09	6.40	15.39	3.39	160.47	35.30
JF 0004	Oranges, juice (single strength, incl. concentrated)	PP	0.046	33.31	1.53	1.78	0.08	0.28	0.01	18.97	0.87	14.01	0.64	13.36	0.61
FC 0005	Pummelo and grapefruits, raw (incl grapefruit juice)	RAC	0.11	8.21	0.90	4.60	0.51	0.64	0.07	5.85	0.64	19.98	2.20	368.86	40.57
FS 0013	Cherries, raw	RAC	1	1.40	1.40	4.21	4.21	0.10	0.10	2.93	2.93	1.50	1.50	NC	-
FS 0302	Jujube, Chinese, raw	RAC	0.15	NC	-	NC	-	NC	-	NC	-	NC	-	NC	-
FS 0014	Plums, raw (excl jujube)	RAC	0.15	3.75	0.56	3.33	0.50	5.94	0.89	2.64	0.40	2.50	0.38	0.10	0.02
FS 2001	Peaches, nectarines, apricots, raw (incl dried apricots)	RAC	0.59	13.03	7.69	16.29	9.61	8.29	4.89	12.95	7.64	5.35	3.16	0.10	0.06
FB 0265	Cranberries, raw	RAC	0.3	0.10	0.03	0.10	0.03	0.10	0.03	1.22	0.37	0.11	0.03	NC	-
FI 0327	Banana, raw (incl plantains) (incl dried)	RAC	0.06	25.14	1.51	23.37	1.40	23.06	1.38	23.40	1.40	18.44	1.11	39.29	2.36
FI 0353	Pineapple, raw (incl canned pineapple, incl dried pineapple, excl pineapple juice)	RAC	0.16	8.17	1.31	7.53	1.20	5.95	0.95	7.61	1.22	8.17	1.31	16.18	2.59
JF 0341	Pineapple juice (single strength, incl concentrated)	PP	0.16	2.91	0.47	2.11	0.34	0.58	0.09	3.95	0.63	16.73	2.68	1.54	0.25
VO 0447	Sweet corn on the cob, raw (incl frozen, incl canned) (i.e. kernels plus cob without husks)	RAC	0.05	11.43	0.57	3.71	0.19	0.74	0.04	13.63	0.68	3.07	0.15	1.50	0.08
VO 0448	Tomato, raw (incl juice, incl paste, incl canned)	RAC	0.8	64.74	51.79	68.31	54.65	36.05	28.84	82.09	65.67	54.50	43.60	11.69	9.35
VD 0541	Soya bean, dry, raw (incl paste, incl curd, incl oil, incl sauce)	RAC	0.03	106.33	3.19	117.78	3.53	42.12	1.26	195.70	5.87	222.52	6.68	80.47	2.41
VR 0596	Sugar beet, raw (incl sugar)	RAC	0.06	0.10	0.01	NC	-	0.10	0.01	0.10	0.01	NC	-	NC	-
GC 0640	Barley, raw (incl malt extract, incl pot&pearled, incl flour & grits, incl beer, incl malt)	RAC	0.255	36.18	9.23	53.45	13.63	9.39	2.39	35.25	8.99	46.68	11.90	15.92	4.06
GC 0645	Maize, raw (incl glucose & dextrose & isoglucose, incl flour, incl oil, incl beer, incl germ, incl starch)	RAC	0.05	18.51	0.93	26.18	1.31	26.04	1.30	39.99	2.00	7.36	0.37	64.58	3.23
GC 0656	Popcorn (i.e. maize used for preparation of popcorn)	RAC	0.05	-	-	-	-	-	-	-	-	-	-	-	-
GC 0647	Oats, raw (incl rolled)	RAC	0.26	7.50	1.95	6.26	1.63	0.15	0.04	4.87	1.27	3.16	0.82	2.98	0.77
GC 0650	Rye, raw	RAC	0.06	0.10	0.01	NC	-	0.10	0.01	0.10	0.01	NC	-	NC	-
GC 0653	Triticale, raw (incl flour)	RAC	0.06	0.10	0.01	0.17	0.01	0.29	0.02	0.10	0.01	NC	-	NC	-
GC 0654	Wheat, raw (incl bulgur, incl fermented beverages, incl germ, incl wholemeal bread, incl white flour products, incl white bread)	RAC	0.06	253.07	15.18	244.73	14.68	134.44	8.07	235.10	14.11	216.39	12.98	167.40	10.04
GS 0659	Sugar cane, raw	RAC	0	NC	-	NC	-	4.27	0.00	0.10	0.00	NC	-	3.24	0.00
TN 0672	Pecan nuts, nutmeat	RAC	0.02	0.38	0.01	NC	-	NC	-	0.27	0.01	NC	-	0.26	0.01
SO 0495	Rape seed, raw (incl oil)	RAC	0.06	32.68	1.96	19.91	1.19	7.83	0.47	15.69	0.94	NC	-	NC	-
SB 0716	Coffee beans raw (incl roasted, incl instant coffee, incl substitutes)	RAC	0.06	10.90	0.65	12.44	0.75	0.77	0.05	9.48	0.57	22.07	1.32	8.15	0.49

Annex 3

572

PROPICONAZOLE (160)				International Estimated Daily Intake (IEDI)						ADI = 0–0.0700 mg/kg bw						
Codex Code	Commodity description	Expr as	STMR mg/kg	Diets as g/person/day				Intake as µg/person/day								
				G07 diet	G07 intake	G08 diet	G08 intake	G09 diet	G09 intake	G10 diet	G10 intake	G11 diet	G11 intake	G12 diet	G12 intake	
MM 0095	MEAT FROM MAMMALS other than marine mammals, raw (incl prepared meat)	RAC	0.064	140.03	8.96	150.89	9.66	79.32	5.08	111.24	7.12	120.30	7.70	51.27	3.28	
MF 0100	Mammalian fats, raw, excl milk fats (incl rendered fats)	RAC	0.05	6.44	0.32	15.51	0.78	3.79	0.19	8.29	0.41	18.44	0.92	8.00	0.40	
MO 0105	Edible offal (mammalian), raw	RAC	0.5	15.17	7.59	5.19	2.60	6.30	3.15	6.78	3.39	3.32	1.66	3.17	1.59	
ML 0106	Milks, raw or skimmed (incl dairy products)	RAC	0.035	388.92	13.61	335.88	11.76	49.15	1.72	331.25	11.59	468.56	16.40	245.45	8.59	
PM 0110	Poultry meat, raw (incl prepared) - 90% as muscle	RAC	0.05	66.38	3.32	48.47	2.42	21.58	1.08	78.41	3.92	48.04	2.40	76.01	3.80	
PM 0110	Poultry meat, raw (incl prepared) - 10% as fat	RAC	0.05	7.38	0.37	5.39	0.27	2.40	0.12	8.71	0.44	5.34	0.27	8.45	0.42	
PE 0112	Eggs, raw, (incl dried)	RAC	0.05	25.84	1.29	29.53	1.48	28.05	1.40	33.19	1.66	36.44	1.82	8.89	0.44	
-	-	-	-	-	-	-	-	-	-	-	-	-	-	-	-	
Total intake (µg/person)=					144.7		150.4		69.3		156.2		132.5		132.2	
Bodyweight per region (kg bw) =					60		60		55		60		60		60	
ADI (µg/person)=					4200		4200		3850		4200		4200		4200	
%ADI=					3.4%		3.6%		1.8%		3.7%		3.2%		3.1%	
Rounded %ADI=					3%		4%		2%		4%		3%		3%	

PROPICONAZOLE (160)				International Estimated Daily Intake (IEDI)						ADI = 0–0.0700 mg/kg bw					
Codex Code	Commodity description	Expr as	STMR mg/kg	Diets: g/person/day				Intake = daily intake: µg/person							
				G13 diet	G13 intake	G14 diet	G14 intake	G15 diet	G15 intake	G16 diet	G16 intake	G17 diet	G17 intake		
FC 0002	Lemons and limes, raw (incl lemon juice) (incl kumquat commodities)	RAC	0.22	18.97	4.17	0.97	0.21	6.23	1.37	0.10	0.02	3.35	0.74		
FC 0003	Mandarins, raw (incl mandarin juice)	RAC	0.22	0.16	0.04	0.27	0.06	9.06	1.99	0.10	0.02	0.10	0.02		
FC 0004	Oranges, sweet, sour, raw	RAC	0.22	1.18	0.26	1.11	0.24	14.28	3.14	0.10	0.02	1.08	0.24		
JF 0004	Oranges, juice (single strength, incl. concentrated)	PP	0.046	0.10	0.00	0.26	0.01	12.61	0.58	0.14	0.01	0.33	0.02		
FC 0005	Pummelo and grapefruits, raw (incl grapefruit juice)	RAC	0.11	0.68	0.07	0.10	0.01	3.21	0.35	0.10	0.01	NC	-		
FS 0013	Cherries, raw	RAC	1	0.10	0.10	0.10	0.10	5.96	5.96	0.10	0.10	NC	-		
FS 0302	Jujube, Chinese, raw	RAC	0.15	NC	-	NC	-	NC	-	NC	-	NC	-		
FS 0014	Plums, raw (excl jujube)	RAC	0.15	0.10	0.02	0.10	0.02	15.56	2.33	0.10	0.02	NC	-		
FS 2001	Peaches, nectarines, apricots, raw (incl dried apricots)	RAC	0.59	0.10	0.06	0.10	0.06	10.76	6.35	0.10	0.06	NC	-		
FB 0265	Cranberries, raw	RAC	0.3	NC	-	NC	-	0.10	0.03	NC	-	NC	-		
FI 0327	Banana, raw (incl plantains) (incl dried)	RAC	0.06	20.88	1.25	81.15	4.87	24.58	1.47	37.92	2.28	310.23	18.61		
FI 0353	Pineapple, raw (incl canned pineapple, incl dried pineapple, excl pineapple juice)	RAC	0.16	7.68	1.23	6.15	0.98	4.79	0.77	0.15	0.02	24.94	3.99		
JF 0341	Pineapple juice (single strength, incl concentrated)	PP	0.16	0.49	0.08	0.10	0.02	1.23	0.20	0.10	0.02	NC	-		
VO 0447	Sweet corn on the cob, raw (incl frozen, incl canned) (i.e. kernels plus cob without husks)	RAC	0.05	3.63	0.18	20.50	1.03	8.78	0.44	0.10	0.01	0.17	0.01		

Annex 3

PROPICONAZOLE (160)

International Estimated Daily Intake (IEDI)

ADI = 0–0.0700 mg/kg bw

Codex Code	Commodity description	Expr as	STMR mg/kg	Diets: g/person/day		Intake = daily intake: µg/person							
				G13 diet	G13 intake	G14 diet	G14 intake	G15 diet	G15 intake	G16 diet	G16 intake	G17 diet	G17 intake
VO 0448	Tomato, raw (incl juice, incl paste, incl canned)	RAC	0.8	15.50	12.40	5.78	4.62	71.52	57.22	2.00	1.60	12.50	10.00
VD 0541	Soya bean, dry, raw (incl paste, incl curd, incl oil, incl sauce)	RAC	0.03	15.80	0.47	14.29	0.43	104.36	3.13	17.11	0.51	35.20	1.06
VR 0596	Sugar beet, raw (incl sugar)	RAC	0.06	3.93	0.24	1.68	0.10	NC	-	NC	-	36.12	2.17
GC 0640	Barley, raw (incl malt extract, incl pot&pearled, incl flour & grits, incl beer, incl malt)	RAC	0.255	11.58	2.95	2.33	0.59	46.71	11.91	3.72	0.95	16.26	4.15
GC 0645	Maize, raw (incl glucose & dextrose & isoglucose, incl flour, incl oil, incl beer, incl germ, incl starch)	RAC	0.05	116.66	5.83	10.52	0.53	38.46	1.92	76.60	3.83	34.44	1.72
GC 0656	Popcorn (i.e. maize used for preparation of popcorn)	RAC	0.05	-	-	-	-	-	-	-	-	-	-
GC 0647	Oats, raw (incl rolled)	RAC	0.26	0.37	0.10	0.10	0.03	2.79	0.73	0.10	0.03	NC	-
GC 0650	Rye, raw	RAC	0.06	0.10	0.01	NC	-	NC	-	0.10	0.01	NC	-
GC 0653	Triticale, raw (incl flour)	RAC	0.06	0.10	0.01	NC	-	NC	-	NC	-	NC	-
GC 0654	Wheat, raw (incl bulgur, incl fermented beverages, incl germ, incl wholemeal bread, incl white flour products, incl white bread)	RAC	0.06	57.20	3.43	110.47	6.63	272.62	16.36	25.82	1.55	132.04	7.92
GS 0659	Sugar cane, raw	RAC	0	5.62	0.00	50.91	0.00	NC	-	11.04	0.00	0.10	0.00
TN 0672	Pecan nuts, nutmeat	RAC	0.02	0.15	0.00	0.22	0.00	0.31	0.01	0.10	0.00	0.10	0.00
SO 0495	Rape seed, raw (incl oil)	RAC	0.06	0.19	0.01	0.10	0.01	12.07	0.72	0.10	0.01	NC	-
SB 0716	Coffee beans raw (incl roasted, incl instant coffee, incl substitutes)	RAC	0.06	0.95	0.06	1.32	0.08	11.64	0.70	2.96	0.18	14.73	0.88
MM 0095	MEAT FROM MAMMALS other than marine mammals, raw (incl prepared meat)	RAC	0.064	29.18	1.87	50.89	3.26	121.44	7.77	22.58	1.45	72.14	4.62
MF 0100	Mammalian fats, raw, excl milk fats (incl rendered fats)	RAC	0.05	1.05	0.05	1.14	0.06	18.69	0.93	0.94	0.05	3.12	0.16
MO 0105	Edible offal (mammalian), raw	RAC	0.5	4.64	2.32	1.97	0.99	10.01	5.01	3.27	1.64	3.98	1.99
ML 0106	Milks, raw or skimmed (incl dairy products)	RAC	0.035	108.75	3.81	70.31	2.46	436.11	15.26	61.55	2.15	79.09	2.77
PM 0110	Poultry meat, raw (incl prepared) - 90% as muscle	RAC	0.05	3.53	0.18	10.83	0.54	51.36	2.57	4.53	0.23	50.00	2.50
PM 0110	Poultry meat, raw (incl prepared) - 10% as fat	RAC	0.05	0.39	0.02	1.20	0.06	5.71	0.29	0.50	0.03	5.56	0.28
PE 0112	Eggs, raw, (incl dried)	RAC	0.05	3.84	0.19	4.41	0.22	27.25	1.36	1.13	0.06	7.39	0.37
-	-	-	-	-	-	-	-	-	-	-	-	-	-
Total intake (µg/person)=				41.4		28.2		150.9		16.8		64.2	
Bodyweight per region (kg bw) =				60		60		60		60		60	
ADI (µg/person)=				4200		4200		4200		4200		4200	
%ADI=				1.0%		0.7%		3.6%		0.4%		1.5%	
Rounded %ADI=				1%		1%		4%		0%		2%	

Annex 3

PROTHIOCONAZOLE (232)

International Estimated Daily Intake (IEDI)

ADI = 0–0.01 mg/kg bw

Codex Code	Commodity description	Expr as	STMR mg/kg	Diets as g/person/day				Intake as µg/person/day																			
				G01 diet	G01 intake	G02 diet	G02 intake	G03 diet	G03 intake	G04 diet	G04 intake	G05 diet	G05 intake	G06 diet	G06 intake												
OR 0691	Cotton seed oil, edible	PP	0.01	3.22	0.03	1.54	0.02	1.01	0.01	0.74	0.01	1.12	0.01	2.93	0.03												
MM 0095	MEAT FROM MAMMALS other than marine mammals, raw (incl prepared meat)	RAC	0.01	31.20	0.31	72.44	0.72	20.88	0.21	47.98	0.48	33.08	0.33	36.25	0.36												
MF 0100	Mammalian fats, raw, excl milk fats (incl rendered fats)	RAC	0.01	3.29	0.03	6.14	0.06	0.82	0.01	1.57	0.02	2.23	0.02	1.07	0.01												
MO 0105	Edible offal (mammalian), raw	RAC	0.055	4.79	0.26	9.68	0.53	2.97	0.16	5.49	0.30	3.84	0.21	5.03	0.28												
ML 0106	Milks, raw or skimmed (incl dairy products)	RAC	0.004	289.65	1.16	485.88	1.94	26.92	0.11	239.03	0.96	199.91	0.80	180.53	0.72												
PM 0110	Poultry meat, raw (incl prepared)	RAC	0.0016	14.63	0.02	29.76	0.05	8.04	0.01	129.68	0.21	25.04	0.04	35.66	0.06												
PF 0111	Poultry fat, raw (incl rendered)	RAC	0.008	0.10	0.00	0.10	0.00	NC	-	0.10	0.00	0.10	0.00	0.10	0.00												
PO 0111	Poultry edible offal, raw (incl prepared)	RAC	0.071	0.12	0.01	0.12	0.01	0.11	0.01	5.37	0.38	0.24	0.02	0.10	0.01												
PE 0112	Eggs, raw, (incl dried)	RAC	0.0006	7.84	0.00	23.08	0.01	2.88	0.00	14.89	0.01	9.81	0.01	14.83	0.01												
-	-	-	-	-	-	-	-	-	-	-	-	-	-	-	-												
Total intake (µg/person)=				9.6				15.8				2.5				10.8				5.6				19.0			
Bodyweight per region (kg bw) =				60				60				60				60				60							
ADI (µg/person)=				600				600				600				600				600							
%ADI=				1.6%				2.6%				0.4%				1.8%				0.9%				3.2%			
Rounded %ADI=				2%				3%				0%				2%				1%				3%			

PROTHIOCONAZOLE (232)

International Estimated Daily Intake (IEDI)

ADI = 0–0.01 mg/kg bw

Codex Code	Commodity description	Expr as	STMR mg/kg	Diets as g/person/day				Intake as µg/person/day							
				G07 diet	G07 intake	G08 diet	G08 intake	G09 diet	G09 intake	G10 diet	G10 intake	G11 diet	G11 intake	G12 diet	G12 intake
FB 0020	Blueberries, raw	RAC	0.52	0.10	0.05	0.23	0.12	0.10	0.05	0.83	0.43	0.33	0.17	NC	-
FB 0021	Currants, red, black, white, raw	RAC	0.52	0.48	0.25	4.23	2.20	NC	-	1.51	0.79	0.49	0.25	NC	-
FB 0268	Gooseberries, raw	RAC	0.52	0.10	0.05	1.04	0.54	0.10	0.05	0.23	0.12	NC	-	NC	-
FB 0265	Cranberries, raw	RAC	0.025	0.10	0.00	0.10	0.00	0.10	0.00	1.22	0.03	0.11	0.00	NC	-
VC 0045	Fruiting vegetables, cucurbits, raw	RAC	0.045	27.81	1.25	41.93	1.89	123.30	5.55	49.47	2.23	15.95	0.72	35.99	1.62
VO 0447	Sweet corn on the cob, raw (incl frozen, incl canned) (i.e. kernels plus cob without husks)	RAC	0.018	11.43	0.21	3.71	0.07	0.74	0.01	13.63	0.25	3.07	0.06	1.50	0.03
VD 0541	Soya bean, dry, raw (incl paste, incl curd, incl oil, incl sauce)	RAC	0.009	106.33	0.96	117.78	1.06	42.12	0.38	195.70	1.76	222.52	2.00	80.47	0.72
-	Pulses, NES, dry, raw: lablab or hyacinth bean, jack or sword bean, winged bean, guar bean, velvet bean, yam bean (Dolichos spp., Canavalia spp., Psophocarpus tetragonolobus, Cyamopsis tetragonoloba, Stizolobium spp., Pachyrrhizus erosus)	RAC	0.05	0.10	0.01	NC	-	0.57	0.03	0.11	0.01	0.16	0.01	0.94	0.05
VR 0589	Potato, raw (incl flour, incl frozen, incl starch, incl tapioca)	RAC	0.01	225.03	2.25	234.24	2.34	71.48	0.71	177.55	1.78	234.55	2.35	37.71	0.38
VR 0596	Sugar beet, raw (incl sugar)	RAC	0.05	0.10	0.01	NC	-	0.10	0.01	0.10	0.01	NC	-	NC	-

Annex 3

576

PROTHIOCONAZOLE (232)

International Estimated Daily Intake (IEDI)

ADI = 0–0.01 mg/kg bw

Codex Code	Commodity description	Expr as	STMR mg/kg	Diets as g/person/day				Intake as µg/person/day							
				G07 diet	G07 intake	G08 diet	G08 intake	G09 diet	G09 intake	G10 diet	G10 intake	G11 diet	G11 intake	G12 diet	G12 intake
GC 0640	Barley, raw (incl malt extract, incl pot&pearled, incl flour & grits, incl beer, incl malt)	RAC	0.035	36.18	1.27	53.45	1.87	9.39	0.33	35.25	1.23	46.68	1.63	15.92	0.56
GC 0645	Maize, raw (incl glucose & dextrose & isoglucose, incl starch, excl flour, excl oil, excl beer, excl germ)	RAC	0.01	0.10	0.00	9.93	0.10	1.71	0.02	21.20	0.21	0.33	0.00	0.10	0.00
CF 1255	Maize, flour (white flour and wholemeal flour)	PP	0.0057	14.27	0.08	12.86	0.07	19.71	0.11	12.55	0.07	4.21	0.02	52.30	0.30
-	Maize, germ	PP	0.01	0.10	0.00	NC	-	NC	-	0.10	0.00	NC	-	0.10	0.00
-	Maize starch	PP	0.0028	NC	-	NC	-	0.19	0.00	7.13	0.02	NC	-	NC	-
-	Maize beer	PP	0.01	NC	-	NC	-	NC	-	1.99	0.02	NC	-	NC	-
OR 0645	Maize oil	PP	0.0028	0.90	0.00	0.47	0.00	0.15	0.00	3.01	0.01	1.86	0.01	0.36	0.00
GC 0647	Oats, raw (incl rolled)	RAC	0.01	7.50	0.08	6.26	0.06	0.15	0.00	4.87	0.05	3.16	0.03	2.98	0.03
GC 0650	Rye, raw (incl flour)	RAC	0.01	3.21	0.03	35.38	0.35	0.21	0.00	6.50	0.07	1.49	0.01	NC	-
GC 0653	Triticale, raw (incl flour)	RAC	0.01	0.10	0.00	0.17	0.00	0.29	0.00	0.10	0.00	NC	-	NC	-
GC 0654	Wheat, raw (incl bulgur, incl fermented beverages, excl germ, excl wholemeal bread, excl white flour products, excl white bread)	RAC	0.01	0.37	0.00	0.10	0.00	0.10	0.00	0.10	0.00	NC	-	0.10	0.00
CF 1210	Wheat, germ	PP	0.04	0.97	0.04	0.10	0.00	0.10	0.00	0.10	0.00	NC	-	0.10	0.00
CF 0654	Wheat, bran	PP	0.048	NC	-	NC	-	NC	-	NC	-	NC	-	NC	-
CP 1212	Wheat, wholemeal bread	PP	0.01	0.10	0.00	0.10	0.00	0.10	0.00	0.10	0.00	0.10	0.00	0.10	0.00
CP 1211	Wheat, white bread	PP	0.01	1.30	0.01	0.46	0.00	0.10	0.00	0.22	0.00	2.44	0.02	0.77	0.01
CF 1211	Wheat, white flour (incl white flour products: starch, gluten, macaroni, pastry)	PP	0.01	199.38	1.99	193.50	1.94	106.30	1.06	185.31	1.85	171.11	1.71	132.37	1.32
SO 0495	Rape seed, raw	RAC	0.01	NC	-	NC	-	0.10	0.00	NC	-	NC	-	NC	-
OR 0495	Rape seed oil, edible	PP	0.01	12.52	0.13	7.63	0.08	3.00	0.03	6.01	0.06	NC	-	NC	-
SO 0691	Cotton seed, raw	RAC	0.052	NC	-	NC	-	NC	-	NC	-	NC	-	NC	-
OR 0691	Cotton seed oil, edible	PP	0.01	1.68	0.02	0.66	0.01	1.13	0.01	1.18	0.01	0.89	0.01	0.37	0.00
MM 0095	MEAT FROM MAMMALS other than marine mammals, raw (incl prepared meat)	RAC	0.01	140.03	1.40	150.89	1.51	79.32	0.79	111.24	1.11	120.30	1.20	51.27	0.51
MF 0100	Mammalian fats, raw, excl milk fats (incl rendered fats)	RAC	0.01	6.44	0.06	15.51	0.16	3.79	0.04	8.29	0.08	18.44	0.18	8.00	0.08
MO 0105	Edible offal (mammalian), raw	RAC	0.055	15.17	0.83	5.19	0.29	6.30	0.35	6.78	0.37	3.32	0.18	3.17	0.17
ML 0106	Milks, raw or skimmed (incl dairy products)	RAC	0.004	388.92	1.56	335.88	1.34	49.15	0.20	331.25	1.33	468.56	1.87	245.45	0.98
PM 0110	Poultry meat, raw (incl prepared)	RAC	0.0016	73.76	0.12	53.86	0.09	23.98	0.04	87.12	0.14	53.38	0.09	84.45	0.14
PF 0111	Poultry fat, raw (incl rendered)	RAC	0.008	0.10	0.00	0.10	0.00	NC	-	0.10	0.00	0.71	0.01	NC	-
PO 0111	Poultry edible offal, raw (incl prepared)	RAC	0.071	0.33	0.02	0.72	0.05	0.27	0.02	0.35	0.02	0.80	0.06	NC	-
PE 0112	Eggs, raw, (incl dried)	RAC	0.0006	25.84	0.02	29.53	0.02	28.05	0.02	33.19	0.02	36.44	0.02	8.89	0.01
	Total intake (µg/person)=				12.7		16.2		9.8		14.1		12.6		6.9
	Bodyweight per region (kg bw) =				60		60		55		60		60		60
	ADI (µg/person)=				600		600		550		600		600		600
	%ADI=				2.1%		2.7%		1.8%		2.3%		2.1%		1.2%
	Rounded %ADI=				2%		3%		2%		2%		2%		1%

Annex 3

PROTHIOCONAZOLE (232)

International Estimated Daily Intake (IEDI)

ADI = 0–0.01 mg/kg bw

Codex Code	Commodity description	Expr as	STMR mg/kg	Diets: g/person/day		Intake = daily intake: µg/person							
				G13 diet	G13 intake	G14 diet	G14 intake	G15 diet	G15 intake	G16 diet	G16 intake	G17 diet	G17 intake
FB 0020	Blueberries, raw	RAC	0.52	NC	-	NC	-	0.20	0.10	NC	-	NC	-
FB 0021	Currants, red, black, white, raw	RAC	0.52	0.10	0.05	NC	-	0.74	0.38	NC	-	NC	-
FB 0268	Gooseberries, raw	RAC	0.52	NC	-	NC	-	0.12	0.06	NC	-	NC	-
FB 0265	Cranberries, raw	RAC	0.025	NC	-	NC	-	0.10	0.00	NC	-	NC	-
VC 0045	Fruiting vegetables, cucurbits, raw	RAC	0.045	5.96	0.27	9.74	0.44	51.82	2.33	13.61	0.61	0.10	0.00
VO 0447	Sweet corn on the cob, raw (incl frozen, incl canned) (i.e. kernels plus cob without husks)	RAC	0.018	3.63	0.07	20.50	0.37	8.78	0.16	0.10	0.00	0.17	0.00
VD 0541	Soya bean, dry, raw (incl paste, incl curd, incl oil, incl sauce)	RAC	0.009	15.80	0.14	14.29	0.13	104.36	0.94	17.11	0.15	35.20	0.32
-	Pulses, NES, dry, raw: lablab or hyacinth bean, jack or sword bean, winged bean, guar bean, velvet bean, yam bean (Dolichos spp., Canavalia spp., Psophocarpus tetragonolobus, Cyamopsis tetragonoloba, Stizolobium spp., Pachyrhizus erosus)	RAC	0.05	2.54	0.13	1.77	0.09	0.10	0.01	0.10	0.01	3.99	0.20
VR 0589	Potato, raw (incl flour, incl frozen, incl starch, incl tapioca)	RAC	0.01	23.96	0.24	13.56	0.14	213.41	2.13	104.35	1.04	8.56	0.09
VR 0596	Sugar beet, raw (incl sugar)	RAC	0.05	3.93	0.20	1.68	0.08	NC	-	NC	-	36.12	1.81
GC 0640	Barley, raw (incl malt extract, incl pot&pearled, incl flour & grits, incl beer, incl malt)	RAC	0.035	11.58	0.41	2.33	0.08	46.71	1.63	3.72	0.13	16.26	0.57
GC 0645	Maize, raw (incl glucose & dextrose & isoglucose, incl starch, excl flour, excl oil, excl beer, excl germ)	RAC	0.01	0.37	0.00	0.52	0.01	3.26	0.03	0.18	0.00	NC	-
CF 1255	Maize, flour (white flour and wholemeal flour)	PP	0.0057	94.34	0.54	8.09	0.05	28.03	0.16	55.94	0.32	28.07	0.16
-	Maize, germ	PP	0.01	0.10	0.00	NC	-	NC	-	NC	-	NC	-
-	Maize starch	PP	0.0028	0.10	0.00	0.10	0.00	NC	-	NC	-	NC	-
-	Maize beer	PP	0.01	1.03	0.01	NC	-	NC	-	40.94	0.41	NC	-
OR 0645	Maize oil	PP	0.0028	0.33	0.00	0.10	0.00	0.81	0.00	0.10	0.00	NC	-
GC 0647	Oats, raw (incl rolled)	RAC	0.01	0.37	0.00	0.10	0.00	2.79	0.03	0.10	0.00	NC	-
GC 0650	Rye, raw (incl flour)	RAC	0.01	0.10	0.00	0.10	0.00	13.95	0.14	0.10	0.00	0.88	0.01
GC 0653	Triticale, raw (incl flour)	RAC	0.01	0.10	0.00	NC	-	NC	-	NC	-	NC	-
GC 0654	Wheat, raw (incl bulgur, incl fermented beverages, excl germ, excl wholemeal bread, excl white flour products, excl white bread)	RAC	0.01	0.10	0.00	0.10	0.00	0.10	0.00	0.10	0.00	0.97	0.01
CF 1210	Wheat, germ	PP	0.04	0.10	0.00	0.10	0.00	0.10	0.00	0.10	0.00	NC	-
CF 0654	Wheat, bran	PP	0.048	NC	-	NC	-	NC	-	NC	-	NC	-
CP 1212	Wheat, wholemeal bread	PP	0.01	0.10	0.00	0.10	0.00	0.10	0.00	0.10	0.00	0.10	0.00
CP 1211	Wheat, white bread	PP	0.01	0.43	0.00	0.41	0.00	1.56	0.02	0.11	0.00	0.10	0.00
CF 1211	Wheat, white flour (incl white flour products: starch, gluten, macaroni, pastry)	PP	0.01	45.21	0.45	87.37	0.87	215.61	2.16	20.42	0.20	103.67	1.04

Annex 3

578

PROTHIOCONAZOLE (232)

International Estimated Daily Intake (IEDI)

ADI = 0–0.01 mg/kg bw

Codex Code	Commodity description	Expr as	STMR mg/kg	Diets: g/person/day				Intake = daily intake: µg/person					
				G13 diet	G13 intake	G14 diet	G14 intake	G15 diet	G15 intake	G16 diet	G16 intake	G17 diet	G17 intake
SO 0495	Rape seed, raw	RAC	0.01	NC	-	0.10	0.00	NC	-	NC	-	NC	-
OR 0495	Rape seed oil, edible	PP	0.01	0.10	0.00	0.10	0.00	4.62	0.05	0.10	0.00	NC	-
SO 0691	Cotton seed, raw	RAC	0.052	NC	-	NC	-	NC	-	NC	-	NC	-
OR 0691	Cotton seed oil, edible	PP	0.01	1.28	0.01	0.10	0.00	0.45	0.00	0.42	0.00	0.15	0.00
MM 0095	MEAT FROM MAMMALS other than marine mammals, raw (incl prepared meat)	RAC	0.01	29.18	0.29	50.89	0.51	121.44	1.21	22.58	0.23	72.14	0.72
MF 0100	Mammalian fats, raw, excl milk fats (incl rendered fats)	RAC	0.01	1.05	0.01	1.14	0.01	18.69	0.19	0.94	0.01	3.12	0.03
MO 0105	Edible offal (mammalian), raw	RAC	0.055	4.64	0.26	1.97	0.11	10.01	0.55	3.27	0.18	3.98	0.22
ML 0106	Milks, raw or skimmed (incl dairy products)	RAC	0.004	108.75	0.44	70.31	0.28	436.11	1.74	61.55	0.25	79.09	0.32
PM 0110	Poultry meat, raw (incl prepared)	RAC	0.0016	3.92	0.01	12.03	0.02	57.07	0.09	5.03	0.01	55.56	0.09
PF 0111	Poultry fat, raw (incl rendered)	RAC	0.008	NC	-	NC	-	0.32	0.00	NC	-	NC	-
PO 0111	Poultry edible offal, raw (incl prepared)	RAC	0.071	0.10	0.01	0.70	0.05	0.97	0.07	0.10	0.01	NC	-
PE 0112	Eggs, raw, (incl dried)	RAC	0.0006	3.84	0.00	4.41	0.00	27.25	0.02	1.13	0.00	7.39	0.00
	Total intake (µg/person)=				3.5		3.2		14.2		3.6		5.6
	Bodyweight per region (kg bw) =				60		60		60		60		60
	ADI (µg/person)=				600		600		600		600		600
	%ADI=				0.6%		0.5%		2.4%		0.6%		0.9%
	Rounded %ADI=				1%		1%		2%		1%		1%

Annex 3

QUINCLORAC (287)

International Estimated Daily Intake (IEDI)

ADI = 0–0.4 mg/kg bw

Codex Code	Commodity description	Expr as	STMR mg/kg	Diets as g/person/day				Intake as µg/person/day							
				G01 diet	G01 intake	G02 diet	G02 intake	G03 diet	G03 intake	G04 diet	G04 intake	G05 diet	G05 intake	G06 diet	G06 intake
FB 0265	Cranberries, raw	RAC	0.35	0.10	0.04	0.10	0.04	NC	-	0.10	0.04	0.10	0.04	0.10	0.04
VS 0627	Rhubarb	RAC	0.36	0.73	0.26	1.30	0.47	0.80	0.29	1.95	0.70	NC	-	0.94	0.34
CM 0649 (GC 0649)	Rice, husked, dry (incl flour, incl oil, incl beverages, incl starch, excl polished)	REP	1.45	1.26	1.83	1.58	2.29	31.05	45.02	5.43	7.87	0.90	1.31	2.18	3.16
CM 1205	Rice polished, dry	PP	1.1	34.21	37.63	10.39	11.43	41.72	45.89	82.38	90.62	150.24	165.26	70.47	77.52
SO 0495	Rape seed, raw	RAC	0.64	0.10	0.06	NC	-	NC	-	0.10	0.06	0.75	0.48	0.10	0.06
OR 0495	Rape seed oil, edible	PP	0.7	0.35	0.25	0.44	0.31	0.19	0.13	0.97	0.68	3.28	2.30	0.77	0.54
MM 0095	MEAT FROM MAMMALS other than marine mammals, raw (incl prepared meat) -80% as muscle	RAC	0	24.96	0.00	57.95	0.00	16.70	0.00	38.38	0.00	26.46	0.00	29.00	0.00
MM 0095	MEAT FROM MAMMALS other than marine mammals, raw (incl prepared meat) - 20% as fat	RAC	0.05	6.24	0.31	14.49	0.72	4.18	0.21	9.60	0.48	6.62	0.33	7.25	0.36
MF 0100	Mammalian fats, raw, excl milk fats (incl rendered fats)	RAC	0.05	3.29	0.16	6.14	0.31	0.82	0.04	1.57	0.08	2.23	0.11	1.07	0.05
MO 0105	Edible offal (mammalian), raw	RAC	0.052	4.79	0.25	9.68	0.50	2.97	0.15	5.49	0.29	3.84	0.20	5.03	0.26
ML 0106	Milks, raw or skimmed (incl dairy products)	RAC	0	289.65	0.00	485.88	0.00	26.92	0.00	239.03	0.00	199.91	0.00	180.53	0.00
PM 0110	Poultry meat, raw (incl prepared) - 90% as muscle	RAC	0	13.17	0.00	26.78	0.00	7.24	0.00	116.71	0.00	22.54	0.00	32.09	0.00
PM 0110	Poultry meat, raw (incl prepared) - 10% as fat	RAC	0.05	1.46	0.07	2.98	0.15	0.80	0.04	12.97	0.65	2.50	0.13	3.57	0.18
PF 0111	Poultry fat, raw (incl rendered)	RAC	0.05	0.10	0.01	0.10	0.01	NC	-	0.10	0.01	0.10	0.01	0.10	0.01
PO 0111	Poultry edible offal, raw (incl prepared)	RAC	0.05	0.12	0.01	0.12	0.01	0.11	0.01	5.37	0.27	0.24	0.01	0.10	0.01
PE 0112	Eggs, raw, (incl dried)	RAC	0	7.84	0.00	23.08	0.00	2.88	0.00	14.89	0.00	9.81	0.00	14.83	0.00
-	-	-	-	-	-	-	-	-	-	-	-	-	-	-	-
Total intake (µg/person)=				40.9		16.2		91.8		101.7		170.2		82.5	
Bodyweight per region (kg bw) =				60		60		60		60		60		60	
ADI (µg/person)=				24000		24000		24000		24000		24000		24000	
%ADI=				0.2%		0.1%		0.4%		0.4%		0.7%		0.3%	
Rounded %ADI=				0%		0%		0%		0%		1%		0%	

Annex 3

580

QUINCLORAC (287)		International Estimated Daily Intake (IEDI)						ADI = 0–0.4 mg/kg bw							
Codex Code	Commodity description	Expr as	STMR mg/kg	Diets as g/person/day			Intake as µg/person/day								
				G07 diet	G07 intake	G08 diet	G08 intake	G09 diet	G09 intake	G10 diet	G10 intake	G11 diet	G11 intake	G12 diet	G12 intake
FB 0265	Cranberries, raw	RAC	0.35	0.10	0.04	0.10	0.04	0.10	0.04	1.22	0.43	0.11	0.04	NC	-
VS 0627	Rhubarb	RAC	0.36	1.61	0.58	2.23	0.80	NC	-	0.52	0.19	7.63	2.75	1.39	0.50
CM 0649 (GC 0649)	Rice, husked, dry (incl flour, incl oil, incl beverages, incl starch, excl polished)	REP	1.45	3.70	5.37	2.11	3.06	1.51	2.19	1.75	2.54	0.29	0.42	5.12	7.42
CM 1205	Rice polished, dry	PP	1.1	13.38	14.72	10.80	11.88	262.08	288.29	57.16	62.88	12.83	14.11	62.78	69.06
SO 0495	Rape seed, raw	RAC	0.64	NC	-	NC	-	0.10	0.06	NC	-	NC	-	NC	-
OR 0495	Rape seed oil, edible	PP	0.7	12.52	8.76	7.63	5.34	3.00	2.10	6.01	4.21	NC	-	NC	-
MM 0095	MEAT FROM MAMMALS other than marine mammals, raw (incl prepared meat) -80% as muscle	RAC	0	112.02	0.00	120.71	0.00	63.46	0.00	88.99	0.00	96.24	0.00	41.02	0.00
MM 0095	MEAT FROM MAMMALS other than marine mammals, raw (incl prepared meat) - 20% as fat	RAC	0.05	28.01	1.40	30.18	1.51	15.86	0.79	22.25	1.11	24.06	1.20	10.25	0.51
MF 0100	Mammalian fats, raw, excl milk fats (incl rendered fats)	RAC	0.05	6.44	0.32	15.51	0.78	3.79	0.19	8.29	0.41	18.44	0.92	8.00	0.40
MO 0105	Edible offal (mammalian), raw	RAC	0.052	15.17	0.79	5.19	0.27	6.30	0.33	6.78	0.35	3.32	0.17	3.17	0.16
ML 0106	Milks, raw or skimmed (incl dairy products)	RAC	0	388.92	0.00	335.88	0.00	49.15	0.00	331.25	0.00	468.56	0.00	245.45	0.00
PM 0110	Poultry meat, raw (incl prepared) - 90% as muscle	RAC	0	66.38	0.00	48.47	0.00	21.58	0.00	78.41	0.00	48.04	0.00	76.01	0.00
PM 0110	Poultry meat, raw (incl prepared) - 10% as fat	RAC	0.05	7.38	0.37	5.39	0.27	2.40	0.12	8.71	0.44	5.34	0.27	8.45	0.42
PF 0111	Poultry fat, raw (incl rendered)	RAC	0.05	0.10	0.01	0.10	0.01	NC	-	0.10	0.01	0.71	0.04	NC	-
PO 0111	Poultry edible offal, raw (incl prepared)	RAC	0.05	0.33	0.02	0.72	0.04	0.27	0.01	0.35	0.02	0.80	0.04	NC	-
PE 0112	Eggs, raw, (incl dried)	RAC	0	25.84	0.00	29.53	0.00	28.05	0.00	33.19	0.00	36.44	0.00	8.89	0.00
-	-	-	-	-	-	-	-	-	-	-	-	-	-	-	-
Total intake (µg/person)=				32.4		24.0		294.1		72.6		20.0		78.5	
Bodyweight per region (kg bw) =				60		60		55		60		60		60	
ADI (µg/person)=				24000		24000		22000		24000		24000		24000	
%ADI=				0.1%		0.1%		1.3%		0.3%		0.1%		0.3%	
Rounded %ADI=				0%		0%		1%		0%		0%		0%	

Annex 3

QUINCLORAC (287)

International Estimated Daily Intake (IEDI)

ADI = 0–0.4 mg/kg bw

Codex Code	Commodity description	Expr as	STMR mg/kg	Diets: g/person/day		Intake = daily intake: µg/person							
				G13 diet	G13 intake	G14 diet	G14 intake	G15 diet	G15 intake	G16 diet	G16 intake	G17 diet	G17 intake
FB 0265	Cranberries, raw	RAC	0.35	NC	-	NC	-	0.10	0.04	NC	-	NC	-
VS 0627	Rhubarb	RAC	0.36	1.26	0.45	0.91	0.33	0.96	0.35	0.85	0.31	1.70	0.61
CM 0649 (GC 0649)	Rice, husked, dry (incl flour, incl oil, incl beverages, incl starch, excl polished)	REP	1.45	13.58	19.69	4.29	6.22	2.17	3.15	0.10	0.15	8.84	12.82
CM 1205	Rice polished, dry	PP	1.1	30.20	33.22	218.34	240.17	12.77	14.05	15.24	16.76	51.35	56.49
SO 0495	Rape seed, raw	RAC	0.64	NC	-	0.10	0.06	NC	-	NC	-	NC	-
OR 0495	Rape seed oil, edible	PP	0.7	0.10	0.07	0.10	0.07	4.62	3.23	0.10	0.07	NC	-
MM 0095	MEAT FROM MAMMALS other than marine mammals, raw (incl prepared meat) -80% as muscle	RAC	0	23.34	0.00	40.71	0.00	97.15	0.00	18.06	0.00	57.71	0.00
MM 0095	MEAT FROM MAMMALS other than marine mammals, raw (incl prepared meat) - 20% as fat	RAC	0.05	5.84	0.29	10.18	0.51	24.29	1.21	4.52	0.23	14.43	0.72
MF 0100	Mammalian fats, raw, excl milk fats (incl rendered fats)	RAC	0.05	1.05	0.05	1.14	0.06	18.69	0.93	0.94	0.05	3.12	0.16
MO 0105	Edible offal (mammalian), raw	RAC	0.052	4.64	0.24	1.97	0.10	10.01	0.52	3.27	0.17	3.98	0.21
ML 0106	Milks, raw or skimmed (incl dairy products)	RAC	0	108.75	0.00	70.31	0.00	436.11	0.00	61.55	0.00	79.09	0.00
PM 0110	Poultry meat, raw (incl prepared) - 90% as muscle	RAC	0	3.53	0.00	10.83	0.00	51.36	0.00	4.53	0.00	50.00	0.00
PM 0110	Poultry meat, raw (incl prepared) - 10% as fat	RAC	0.05	0.39	0.02	1.20	0.06	5.71	0.29	0.50	0.03	5.56	0.28
PF 0111	Poultry fat, raw (incl rendered)	RAC	0.05	NC	-	NC	-	0.32	0.02	NC	-	NC	-
PO 0111	Poultry edible offal, raw (incl prepared)	RAC	0.05	0.10	0.01	0.70	0.04	0.97	0.05	0.10	0.01	NC	-
PE 0112	Eggs, raw, (incl dried)	RAC	0	3.84	0.00	4.41	0.00	27.25	0.00	1.13	0.00	7.39	0.00
-	-	-	-	-	-	-	-	-	-	-	-	-	-
Total intake (µg/person)=				54.0		247.6		23.8		17.8		71.3	
Bodyweight per region (kg bw) =				60		60		60		60		60	
ADI (µg/person)=				24000		24000		24000		24000		24000	
%ADI=				0.2%		1.0%		0.1%		0.1%		0.3%	
Rounded %ADI=				0%		1%		0%		0%		0%	

Annex 3

582

SAFLUFENACIL (251)

International Estimated Daily Intake (IEDI)

ADI = 0–0.05 mg/kg bw

Codex Code	Commodity description	Expr as	STMR mg/kg	Diets as g/person/day				Intake as µg/person/day							
				G01 diet	G01 intake	G02 diet	G02 intake	G03 diet	G03 intake	G04 diet	G04 intake	G05 diet	G05 intake	G06 diet	G06 intake
FC 0001	Citrus fruit, raw (incl citrus fruit juice, incl kumquat commodities)	RAC	0	34.91	0.00	16.51	0.00	17.23	0.00	104.48	0.00	35.57	0.00	98.49	0.00
FP 0009	Pome fruits, raw (incl. apple juice, incl cider)	RAC	0	19.79	0.00	38.25	0.00	17.96	0.00	32.56	0.00	8.08	0.00	64.45	0.00
FS 0012	Stone fruits, raw (incl dried plums, incl dried apricots)	RAC	0	11.60	0.00	23.79	0.00	0.25	0.00	11.84	0.00	2.41	0.00	33.44	0.00
FB 0269	Grape, raw (incl must, incl dried, incl juice, incl wine)	RAC	0	16.25	0.00	28.96	0.00	2.87	0.00	24.22	0.00	9.33	0.00	68.64	0.00
FI 0327	Banana, raw (incl plantains) (incl dried)	RAC	0	5.06	0.00	6.91	0.00	37.17	0.00	31.16	0.00	40.21	0.00	18.96	0.00
FI 0355	Pomegranate, raw, (incl processed)	RAC	0	3.40	0.00	2.10	0.00	2.65	0.00	10.89	0.00	NC	-	6.67	0.00
VO 0447	Sweet corn on the cob, raw (incl frozen, incl canned) (i.e. kernels plus cob without husks)	RAC	0	0.14	0.00	0.94	0.00	5.70	0.00	2.61	0.00	1.94	0.00	0.22	0.00
VP 0063	Peas green, with pods, raw (i.e. immature seeds + pods) (Pisum spp)	RAC	0.01	NC	-	NC	-	NC	-	NC	-	NC	-	NC	-
VP 0064	Peas, green, without pods, raw (i.e. immature seeds only) (Pisum spp)	RAC	0.01	1.97	0.02	0.51	0.01	0.10	0.00	0.79	0.01	3.68	0.04	3.80	0.04
VP 0541	Soya bean, green, without pods, raw (i.e. immature seeds only) (Glycine max)	RAC	0.01	NC	-	NC	-	NC	-	NC	-	NC	-	NC	-
VD 0070	Pulses, raw (incl processed), excl soya bean commodities	RAC	0.01	12.80	0.13	4.97	0.05	13.60	0.14	13.82	0.14	28.25	0.28	23.64	0.24
VD 0541	Soya bean, dry, raw (incl flour, incl paste, incl curd, incl sauce, excl oil)	RAC	0.01	0.63	0.01	1.09	0.01	0.40	0.00	1.40	0.01	1.68	0.02	0.48	0.00
OR 0541	Soya oil, refined	PP	0.0025	12.99	0.03	10.43	0.03	3.63	0.01	13.10	0.03	10.70	0.03	13.10	0.03
GC 0080	Cereal grains, raw, (incl processed)	RAC	0	484.29	0.00	464.63	0.00	262.36	0.00	486.81	0.00	469.62	0.00	614.04	0.00
GC 0640	Barley, raw	RAC	0.33	2.49	0.82	NC	-	0.10	0.03	0.10	0.03	0.18	0.06	0.38	0.13
-	Barley, pot&pearled	PP	0.03	7.12	0.21	7.34	0.22	0.10	0.00	0.10	0.00	0.67	0.02	0.20	0.01
-	Barley, flour (white flour and wholemeal flour)	PP	0.032	2.93	0.09	0.30	0.01	0.10	0.00	0.10	0.00	0.48	0.02	0.10	0.00
-	Barley beer	PP	0.032	4.87	0.16	93.78	3.00	24.28	0.78	12.76	0.41	39.28	1.26	18.15	0.58
-	Barley Malt	PP	0.019	0.10	0.00	1.04	0.02	0.18	0.00	0.33	0.01	0.10	0.00	0.10	0.00
-	Barley Malt Extract	PP	0.019	0.10	0.00	0.10	0.00	0.10	0.00	0.10	0.00	0.10	0.00	0.10	0.00
GC 0653	Triticale, raw	RAC	0.03	NC	-	NC	-	NC	-	0.10	0.00	NC	-	NC	-
GC 0653	Triticale, flour (white flour and wholemeal flour)	PP	0.0048	NC	-	NC	-	NC	-	NC	-	0.31	0.00	NC	-
GC 0654	Wheat, raw (incl meslin)	RAC	0.03	0.10	0.00	1.12	0.03	NC	-	0.10	0.00	0.56	0.02	NC	-
-	Wheat, bulgur	PP	0.03	NC	-	NC	-	NC	-	0.10	0.00	NC	-	NC	-
CF 1210	Wheat, germ	PP	0.033	NC	-	NC	-	0.10	0.00	0.10	0.00	0.14	0.00	0.10	0.00
CF 0654	Wheat, bran	PP	0.038	NC	-	NC	-	NC	-	NC	-	NC	-	NC	-
CF 1212	Wheat, wholemeal flour	PP	0.0048	NC	-	NC	-	NC	-	NC	-	NC	-	NC	-
CP 1212	Wheat, wholemeal bread	PP	0.012	0.10	0.00	0.10	0.00	0.10	0.00	0.10	0.00	0.10	0.00	0.10	0.00
CP 1211	Wheat, white bread	PP	0.012	0.25	0.00	0.63	0.01	0.12	0.00	0.43	0.01	1.39	0.02	0.22	0.00
-	Wheat, Fermented Beverages (Korean jakju and takju)	PP	0.03	NC	-	NC	-	NC	-	NC	-	NC	-	NC	-
CF 1211	Wheat, white flour	PP	0.0048	299.27	1.44	263.32	1.26	27.93	0.13	214.18	1.03	133.47	0.64	340.03	1.63
-	Wheat, starch	PP	0.0024	0.10	0.00	NC	-	0.10	0.00	0.10	0.00	0.13	0.00	0.10	0.00

Annex 3

SAFLUFENACIL (251)

International Estimated Daily Intake (IEDI)

ADI = 0–0.05 mg/kg bw

Codex Code	Commodity description	Expr as	STMR mg/kg	Diets as g/person/day				Intake as µg/person/day							
				G01 diet	G01 intake	G02 diet	G02 intake	G03 diet	G03 intake	G04 diet	G04 intake	G05 diet	G05 intake	G06 diet	G06 intake
-	Wheat, gluten	PP	0.014	0.10	0.00	0.10	0.00	0.10	0.00	0.27	0.00	0.10	0.00	0.10	0.00
-	Wheat, macaroni, dry	PP	0.0048	0.72	0.00	2.20	0.01	1.22	0.01	3.99	0.02	0.53	0.00	1.66	0.01
-	Wheat, pastry, baked	PP	0.012	1.21	0.01	3.13	0.04	1.05	0.01	4.02	0.05	0.60	0.01	1.40	0.02
GS 0659	Sugar cane, raw	RAC	0.01	38.16	0.38	NC	-	12.58	0.13	0.34	0.00	17.79	0.18	42.78	0.43
-	Sugar cane, molasses	PP	0.03	NC	-	NC	-	NC	-	NC	-	0.10	0.00	NC	-
-	Sugar cane, sugar (incl non-centrifugal sugar, incl refined sugar and maltose)	PP	0.005	61.52	0.31	86.27	0.43	18.80	0.09	80.02	0.40	66.39	0.33	56.32	0.28
TN 0085	Tree nuts, raw (incl processed)	RAC	0	4.06	0.00	3.27	0.00	7.01	0.00	13.93	0.00	14.01	0.00	9.36	0.00
SO 0090	Mustard seeds, raw (incl flour, incl oil)	RAC	0.054	0.10	0.01	0.10	0.01	0.10	0.01	0.31	0.02	0.10	0.01	0.10	0.01
SO 0495	Rape seed, raw (incl oil)	RAC	0.054	0.93	0.05	1.16	0.06	0.49	0.03	2.53	0.14	9.32	0.50	2.02	0.11
SO 0691	Cotton seed, raw (incl oil)	RAC	0.025	20.53	0.51	9.80	0.25	6.42	0.16	4.73	0.12	7.14	0.18	18.68	0.47
SO 0693	Linseed, raw (incl oil)	RAC	0.054	0.10	0.01	NC	-	NC	-	0.10	0.01	0.13	0.01	NC	-
SO 0697	Peanuts, nutmeat, raw (incl roasted, incl oil, incl butter)	RAC	0	1.30	0.00	1.23	0.00	12.62	0.00	2.87	0.00	6.59	0.00	2.67	0.00
SO 0702	Sunflower seed, raw	RAC	0.12	0.10	0.01	0.33	0.04	0.10	0.01	0.24	0.03	0.10	0.01	0.10	0.01
OR 0702	Sunflower seed oil, edible	PP	0.0036	2.97	0.01	14.42	0.05	0.43	0.00	3.46	0.01	2.20	0.01	5.53	0.02
SB 0716	Coffee beans raw (incl roasted, incl instant coffee, incl substitutes)	RAC	0	1.36	0.00	3.59	0.00	1.44	0.00	5.18	0.00	2.02	0.00	1.70	0.00
MM 0095	MEAT FROM MAMMALS other than marine mammals, raw (incl prepared meat)	RAC	0.01	31.20	0.31	72.44	0.72	20.88	0.21	47.98	0.48	33.08	0.33	36.25	0.36
MF 0100	Mammalian fats, raw, excl milk fats (incl rendered fats)	RAC	0.03	3.29	0.10	6.14	0.18	0.82	0.02	1.57	0.05	2.23	0.07	1.07	0.03
MO 0105	Edible offal (mammalian), raw	RAC	31	4.79	148.49	9.68	300.08	2.97	92.07	5.49	170.19	3.84	119.04	5.03	155.93
ML 0106	Milks, raw or skimmed (incl dairy products)	RAC	0.01	289.65	2.90	485.88	4.86	26.92	0.27	239.03	2.39	199.91	2.00	180.53	1.81
PM 0110	Poultry meat, raw (incl prepared)	RAC	0	14.63	0.00	29.76	0.00	8.04	0.00	129.68	0.00	25.04	0.00	35.66	0.00
PF 0111	Poultry fat, raw (incl rendered)	RAC	0	0.10	0.00	0.10	0.00	NC	-	0.10	0.00	0.10	0.00	0.10	0.00
PO 0111	Poultry edible offal, raw (incl prepared)	RAC	0.01	0.12	0.00	0.12	0.00	0.11	0.00	5.37	0.05	0.24	0.00	0.10	0.00
PE 0112	Eggs, raw, (incl dried)	RAC	0	7.84	0.00	23.08	0.00	2.88	0.00	14.89	0.00	9.81	0.00	14.83	0.00
Total intake (µg/person)=				156.0		311.4		94.1		175.6		125.1		162.2	
Bodyweight per region (kg bw) =				60		60		60		60		60		60	
ADI (µg/person)=				3000		3000		3000		3000		3000		3000	
%ADI=				5.2%		10.4%		3.1%		5.9%		4.2%		5.4%	
Rounded %ADI=				5%		10%		3%		6%		4%		5%	

Annex 3

584

SAFLUFENACIL (251)

International Estimated Daily Intake (IEDI)

ADI = 0–0.05 mg/kg bw

Codex Code	Commodity description	Expr as	STMR mg/kg	Diets as g/person/day				Intake as µg/person/day							
				G07 diet	G07 intake	G08 diet	G08 intake	G09 diet	G09 intake	G10 diet	G10 intake	G11 diet	G11 intake	G12 diet	G12 intake
FC 0001	Citrus fruit, raw (incl citrus fruit juice, incl kumquat commodities)	RAC	0	114.42	0.00	62.91	0.00	26.97	0.00	96.72	0.00	96.22	0.00	563.19	0.00
FP 0009	Pome fruits, raw (incl. apple juice, incl cider)	RAC	0	71.38	0.00	81.73	0.00	42.91	0.00	58.89	0.00	103.85	0.00	12.48	0.00
FS 0012	Stone fruits, raw (incl dried plums, incl dried apricots)	RAC	0	19.98	0.00	24.87	0.00	14.41	0.00	19.54	0.00	10.78	0.00	0.50	0.00
FB 0269	Grape, raw (incl must, incl dried, incl juice, incl wine)	RAC	0	142.23	0.00	105.77	0.00	7.87	0.00	52.44	0.00	109.22	0.00	10.96	0.00
FI 0327	Banana, raw (incl plantains) (incl dried)	RAC	0	25.14	0.00	23.37	0.00	23.06	0.00	23.40	0.00	18.44	0.00	39.29	0.00
FI 0355	Pomegranate, raw, (incl processed)	RAC	0	7.91	0.00	9.72	0.00	7.67	0.00	5.26	0.00	9.04	0.00	14.43	0.00
VO 0447	Sweet corn on the cob, raw (incl frozen, incl canned) (i.e. kernels plus cob without husks)	RAC	0	11.43	0.00	3.71	0.00	0.74	0.00	13.63	0.00	3.07	0.00	1.50	0.00
VP 0063	Peas green, with pods, raw (i.e. immature seeds + pods) (Pisum spp)	RAC	0.01	NC	-	NC	-	NC	-	NC	-	NC	-	NC	-
VP 0064	Peas, green, without pods, raw (i.e. immature seeds only) (Pisum spp)	RAC	0.01	10.72	0.11	1.99	0.02	2.72	0.03	4.26	0.04	4.23	0.04	NC	-
VP 0541	Soya bean, green, without pods, raw (i.e. immature seeds only) (Glycine max)	RAC	0.01	NC	-	NC	-	NC	-	NC	-	NC	-	NC	-
VD 0070	Pulses, raw (incl processed), excl soya bean commodities	RAC	0.01	6.54	0.07	5.27	0.05	5.03	0.05	8.94	0.09	4.84	0.05	28.65	0.29
VD 0541	Soya bean, dry, raw (incl flour, incl paste, incl curd, incl sauce, excl oil)	RAC	0.01	0.47	0.00	0.77	0.01	9.12	0.09	8.05	0.08	0.10	0.00	6.06	0.06
OR 0541	Soya oil, refined	PP	0.0025	19.06	0.05	21.06	0.05	5.94	0.01	33.78	0.08	40.05	0.10	13.39	0.03
GC 0080	Cereal grains, raw, (incl processed)	RAC	0	345.63	0.00	386.16	0.00	514.33	0.00	402.72	0.00	295.30	0.00	359.97	0.00
GC 0640	Barley, raw	RAC	0.33	0.10	0.03	NC	-	0.10	0.03	1.36	0.45	NC	-	NC	-
-	Barley, pot&pearled	PP	0.03	0.57	0.02	2.56	0.08	0.33	0.01	0.56	0.02	0.36	0.01	NC	-
-	Barley, flour (white flour and wholemeal flour)	PP	0.032	0.10	0.00	0.10	0.00	0.10	0.00	0.10	0.00	0.68	0.02	0.10	0.00
-	Barley beer	PP	0.032	180.21	5.77	259.46	8.30	45.91	1.47	172.36	5.52	234.42	7.50	65.30	2.09
-	Barley Malt	PP	0.019	0.19	0.00	NC	-	0.10	0.00	0.10	0.00	NC	-	2.14	0.04
-	Barley Malt Extract	PP	0.019	0.37	0.01	0.10	0.00	0.10	0.00	0.10	0.00	0.18	0.00	0.29	0.01
GC 0653	Triticale, raw	RAC	0.03	NC	-	NC	-	0.10	0.00	0.10	0.00	NC	-	NC	-
GC 0653	Triticale, flour (white flour and wholemeal flour)	PP	0.0048	0.10	0.00	0.14	0.00	0.23	0.00	NC	-	NC	-	NC	-
GC 0654	Wheat, raw (incl meslin)	RAC	0.03	NC	-	NC	-	NC	-	0.10	0.00	NC	-	NC	-
-	Wheat, bulgur	PP	0.03	NC	-	NC	-	0.10	0.00	NC	-	NC	-	NC	-
CF 1210	Wheat, germ	PP	0.033	0.97	0.03	0.10	0.00	0.10	0.00	0.10	0.00	NC	-	0.10	0.00
CF 0654	Wheat, bran	PP	0.038	NC	-	NC	-	NC	-	NC	-	NC	-	NC	-
CF 1212	Wheat, wholemeal flour	PP	0.0048	NC	-	NC	-	NC	-	NC	-	NC	-	NC	-
CP 1212	Wheat, wholemeal bread	PP	0.012	0.10	0.00	0.10	0.00	0.10	0.00	0.10	0.00	0.10	0.00	0.10	0.00
CP 1211	Wheat, white bread	PP	0.012	1.30	0.02	0.46	0.01	0.10	0.00	0.22	0.00	2.44	0.03	0.77	0.01
-	Wheat, Fermented Beverages (Korean jakju and takju)	PP	0.03	NC	-	NC	-	NC	-	4.36	0.13	NC	-	NC	-
CF 1211	Wheat, white flour	PP	0.0048	182.77	0.88	187.54	0.90	103.82	0.50	180.42	0.87	164.00	0.79	118.84	0.57
-	Wheat, starch	PP	0.0024	NC	-	NC	-	0.10	0.00	0.31	0.00	NC	-	NC	-
-	Wheat, gluten	PP	0.014	0.68	0.01	NC	-	0.10	0.00	0.10	0.00	NC	-	NC	-

Annex 3

SAFLUFENACIL (251)

International Estimated Daily Intake (IEDI)

ADI = 0–0.05 mg/kg bw

Codex Code	Commodity description	Expr as	STMR mg/kg	Diets as g/person/day				Intake as µg/person/day							
				G07 diet	G07 intake	G08 diet	G08 intake	G09 diet	G09 intake	G10 diet	G10 intake	G11 diet	G11 intake	G12 diet	G12 intake
-	Wheat, macaroni, dry	PP	0.0048	6.71	0.03	4.98	0.02	2.12	0.01	1.90	0.01	2.89	0.01	4.12	0.02
-	Wheat, pastry, baked	PP	0.012	7.93	0.10	0.51	0.01	0.29	0.00	2.44	0.03	1.78	0.02	8.64	0.10
GS 0659	Sugar cane, raw	RAC	0.01	NC	-	NC	-	4.27	0.04	0.10	0.00	NC	-	3.24	0.03
-	Sugar cane, molasses	PP	0.03	NC	-	NC	-	0.10	0.00	NC	-	NC	-	NC	-
-	Sugar cane, sugar (incl non-centrifugal sugar, incl refined sugar and maltose)	PP	0.005	92.24	0.46	95.72	0.48	24.12	0.12	77.39	0.39	117.73	0.59	100.67	0.50
TN 0085	Tree nuts, raw (incl processed)	RAC	0	8.52	0.00	8.94	0.00	15.09	0.00	9.60	0.00	14.57	0.00	26.26	0.00
SO 0090	Mustard seeds, raw (incl flour, incl oil)	RAC	0.054	0.30	0.02	0.48	0.03	0.33	0.02	0.63	0.03	1.03	0.06	0.40	0.02
SO 0495	Rape seed, raw (incl oil)	RAC	0.054	32.68	1.76	19.91	1.08	7.83	0.42	15.69	0.85	NC	-	NC	-
SO 0691	Cotton seed, raw (incl oil)	RAC	0.025	10.71	0.27	4.23	0.11	7.19	0.18	7.54	0.19	5.66	0.14	2.38	0.06
SO 0693	Linseed, raw (incl oil)	RAC	0.054	NC	-	NC	-	0.10	0.01	0.10	0.01	NC	-	NC	-
SO 0697	Peanuts, nutmeat, raw (incl roasted, incl oil, incl butter)	RAC	0	5.63	0.00	2.75	0.00	9.58	0.00	5.82	0.00	13.71	0.00	1.84	0.00
SO 0702	Sunflower seed, raw	RAC	0.12	0.10	0.01	1.32	0.16	0.10	0.01	1.17	0.14	NC	-	0.10	0.01
OR 0702	Sunflower seed oil, edible	PP	0.0036	9.50	0.03	11.37	0.04	0.49	0.00	5.15	0.02	2.63	0.01	2.80	0.01
SB 0716	Coffee beans raw (incl roasted, incl instant coffee, incl substitutes)	RAC	0	10.90	0.00	12.44	0.00	0.77	0.00	9.48	0.00	22.07	0.00	8.15	0.00
MM 0095	MEAT FROM MAMMALS other than marine mammals, raw (incl prepared meat)	RAC	0.01	140.03	1.40	150.89	1.51	79.32	0.79	111.24	1.11	120.30	1.20	51.27	0.51
MF 0100	Mammalian fats, raw, excl milk fats (incl rendered fats)	RAC	0.03	6.44	0.19	15.51	0.47	3.79	0.11	8.29	0.25	18.44	0.55	8.00	0.24
MO 0105	Edible offal (mammalian), raw	RAC	31	15.17	470.27	5.19	160.89	6.30	195.30	6.78	210.18	3.32	102.92	3.17	98.27
ML 0106	Milks, raw or skimmed (incl dairy products)	RAC	0.01	388.92	3.89	335.88	3.36	49.15	0.49	331.25	3.31	468.56	4.69	245.45	2.45
PM 0110	Poultry meat, raw (incl prepared)	RAC	0	73.76	0.00	53.86	0.00	23.98	0.00	87.12	0.00	53.38	0.00	84.45	0.00
PF 0111	Poultry fat, raw (incl rendered)	RAC	0	0.10	0.00	0.10	0.00	NC	-	0.10	0.00	0.71	0.00	NC	-
PO 0111	Poultry edible offal, raw (incl prepared)	RAC	0.01	0.33	0.00	0.72	0.01	0.27	0.00	0.35	0.00	0.80	0.01	NC	-
PE 0112	Eggs, raw, (incl dried)	RAC	0	25.84	0.00	29.53	0.00	28.05	0.00	33.19	0.00	36.44	0.00	8.89	0.00
-	-	-	-	-	-	-	-	-	-	-	-	-	-	-	-
Total intake (µg/person)=				485.4				177.6				223.8			
Bodyweight per region (kg bw) =				60				60				60			
ADI (µg/person)=				3000				3000				3000			
%ADI=				16.2%				5.9%				7.5%			
Rounded %ADI=				20%				6%				7%			

Annex 3

586

SAFLUFENACIL (251)

International Estimated Daily Intake (IEDI)

ADI = 0–0.05 mg/kg bw

Codex Code	Commodity description	Expr as	STMR mg/kg	Diets: g/person/day		Intake = daily intake: µg/person							
				G13 diet	G13 intake	G14 diet	G14 intake	G15 diet	G15 intake	G16 diet	G16 intake	G17 diet	G17 intake
FC 0001	Citrus fruit, raw (incl citrus fruit juice, incl kumquat commodities)	RAC	0	21.16	0.00	2.94	0.00	58.52	0.00	0.44	0.00	5.13	0.00
FP 0009	Pome fruits, raw (incl. apple juice, incl cider)	RAC	0	68.89	0.00	11.06	0.00	80.62	0.00	189.82	0.00	19.56	0.00
FS 0012	Stone fruits, raw (incl dried plums, incl dried apricots)	RAC	0	0.10	0.00	0.10	0.00	33.36	0.00	0.10	0.00	NC	-
FB 0269	Grape, raw (incl must, incl dried, incl juice, incl wine)	RAC	0	0.60	0.00	1.26	0.00	103.25	0.00	0.74	0.00	44.23	0.00
FI 0327	Banana, raw (incl plantains) (incl dried)	RAC	0	20.88	0.00	81.15	0.00	24.58	0.00	37.92	0.00	310.23	0.00
FI 0355	Pomegranate, raw, (incl processed)	RAC	0	5.49	0.00	27.17	0.00	NC	-	2.89	0.00	17.87	0.00
VO 0447	Sweet corn on the cob, raw (incl frozen, incl canned) (i.e. kernels plus cob without husks)	RAC	0	3.63	0.00	20.50	0.00	8.78	0.00	0.10	0.00	0.17	0.00
VP 0063	Peas green, with pods, raw (i.e. immature seeds + pods) (Pisum spp)	RAC	0.01	NC	-	NC	-	NC	-	NC	-	NC	-
VP 0064	Peas, green, without pods, raw (i.e. immature seeds only) (Pisum spp)	RAC	0.01	0.21	0.00	0.10	0.00	5.51	0.06	0.10	0.00	NC	-
VP 0541	Soya bean, green, without pods, raw (i.e. immature seeds only) (Glycine max)	RAC	0.01	NC	-	NC	-	NC	-	NC	-	NC	-
VD 0070	Pulses, raw (incl processed), excl soya bean commodities	RAC	0.01	28.22	0.28	14.71	0.15	8.15	0.08	58.39	0.58	4.48	0.04
VD 0541	Soya bean, dry, raw (incl flour, incl paste, incl curd, incl sauce, excl oil)	RAC	0.01	2.89	0.03	0.21	0.00	0.48	0.00	3.16	0.03	0.26	0.00
OR 0541	Soya oil, refined	PP	0.0025	2.32	0.01	2.54	0.01	18.70	0.05	2.51	0.01	6.29	0.02
GC 0080	Cereal grains, raw, (incl processed)	RAC	0	407.04	0.00	417.04	0.00	402.79	0.00	195.30	0.00	263.26	0.00
GC 0640	Barley, raw	RAC	0.33	0.10	0.03	0.10	0.03	0.16	0.05	NC	-	NC	-
-	Barley, pot&pearled	PP	0.03	5.46	0.16	0.10	0.00	1.44	0.04	0.10	0.00	NC	-
-	Barley, flour (white flour and wholemeal flour)	PP	0.032	0.10	0.00	NC	-	0.32	0.01	0.10	0.00	NC	-
-	Barley beer	PP	0.032	16.25	0.52	11.36	0.36	225.21	7.21	19.49	0.62	52.17	1.67
-	Barley Malt	PP	0.019	0.10	0.00	0.11	0.00	0.67	0.01	0.10	0.00	4.61	0.09
-	Barley Malt Extract	PP	0.019	0.10	0.00	0.10	0.00	0.10	0.00	0.10	0.00	0.10	0.00
GC 0653	Triticale, raw	RAC	0.03	0.10	0.00	NC	-	NC	-	NC	-	NC	-
GC 0653	Triticale, flour (white flour and wholemeal flour)	PP	0.0048	NC	-	NC	-	NC	-	NC	-	NC	-
GC 0654	Wheat, raw (incl meslin)	RAC	0.03	NC	-	NC	-	NC	-	NC	-	0.97	0.03
-	Wheat, bulgur	PP	0.03	0.10	0.00	NC	-	NC	-	NC	-	NC	-
CF 1210	Wheat, germ	PP	0.033	0.10	0.00	0.10	0.00	0.10	0.00	0.10	0.00	NC	-
CF 0654	Wheat, bran	PP	0.038	NC	-	NC	-	NC	-	NC	-	NC	-
CF 1212	Wheat, wholemeal flour	PP	0.0048	NC	-	NC	-	NC	-	NC	-	NC	-
CP 1212	Wheat, wholemeal bread	PP	0.012	0.10	0.00	0.10	0.00	0.10	0.00	0.10	0.00	0.10	0.00
CP 1211	Wheat, white bread	PP	0.012	0.43	0.01	0.41	0.00	1.56	0.02	0.11	0.00	0.10	0.00
-	Wheat, Fermented Beverages (Korean jakju and takju)	PP	0.03	NC	-	NC	-	NC	-	NC	-	NC	-
CF 1211	Wheat, white flour	PP	0.0048	43.75	0.21	85.81	0.41	206.68	0.99	19.38	0.09	92.92	0.45
-	Wheat, starch	PP	0.0024	0.10	0.00	0.10	0.00	NC	-	NC	-	NC	-
-	Wheat, gluten	PP	0.014	0.10	0.00	0.10	0.00	0.10	0.00	0.10	0.00	0.19	0.00

Annex 3

SAFLUFENACIL (251)

International Estimated Daily Intake (IEDI)

ADI = 0–0.05 mg/kg bw

Codex Code	Commodity description	Expr as	STMR mg/kg	Diets: g/person/day		Intake = daily intake: µg/person							
				G13 diet	G13 intake	G14 diet	G14 intake	G15 diet	G15 intake	G16 diet	G16 intake	G17 diet	G17 intake
-	Wheat, macaroni, dry	PP	0.0048	0.52	0.00	0.63	0.00	2.99	0.01	0.26	0.00	5.18	0.02
-	Wheat, pastry, baked	PP	0.012	0.51	0.01	0.51	0.01	4.36	0.05	0.67	0.01	5.32	0.06
GS 0659	Sugar cane, raw	RAC	0.01	5.62	0.06	50.91	0.51	NC	-	11.04	0.11	0.10	0.00
-	Sugar cane, molasses	PP	0.03	NC	-	NC	-	NC	-	NC	-	NC	-
-	Sugar cane, sugar (incl non-centrifugal sugar, incl refined sugar and maltose)	PP	0.005	28.13	0.14	55.38	0.28	78.09	0.39	18.04	0.09	45.60	0.23
TN 0085	Tree nuts, raw (incl processed)	RAC	0	4.39	0.00	135.53	0.00	6.11	0.00	0.72	0.00	317.74	0.00
SO 0090	Mustard seeds, raw (incl flour, incl oil)	RAC	0.054	0.10	0.01	0.19	0.01	0.32	0.02	0.10	0.01	0.10	0.01
SO 0495	Rape seed, raw (incl oil)	RAC	0.054	0.19	0.01	0.10	0.01	12.07	0.65	0.10	0.01	NC	-
SO 0691	Cotton seed, raw (incl oil)	RAC	0.025	8.14	0.20	0.32	0.01	2.84	0.07	2.69	0.07	0.97	0.02
SO 0693	Linseed, raw (incl oil)	RAC	0.054	0.10	0.01	NC	-	0.10	0.01	NC	-	NC	-
SO 0697	Peanuts, nutmeat, raw (incl roasted, incl oil, incl butter)	RAC	0	18.82	0.00	0.57	0.00	2.28	0.00	6.90	0.00	0.53	0.00
SO 0702	Sunflower seed, raw	RAC	0.12	0.10	0.01	0.10	0.01	0.10	0.01	2.23	0.27	NC	-
OR 0702	Sunflower seed oil, edible	PP	0.0036	0.37	0.00	0.10	0.00	12.98	0.05	4.01	0.01	0.20	0.00
SB 0716	Coffee beans raw (incl roasted, incl instant coffee, incl substitutes)	RAC	0	0.95	0.00	1.32	0.00	11.64	0.00	2.96	0.00	14.73	0.00
MM 0095	MEAT FROM MAMMALS other than marine mammals, raw (incl prepared meat)	RAC	0.01	29.18	0.29	50.89	0.51	121.44	1.21	22.58	0.23	72.14	0.72
MF 0100	Mammalian fats, raw, excl milk fats (incl rendered fats)	RAC	0.03	1.05	0.03	1.14	0.03	18.69	0.56	0.94	0.03	3.12	0.09
MO 0105	Edible offal (mammalian), raw	RAC	31	4.64	143.84	1.97	61.07	10.01	310.31	3.27	101.37	3.98	123.38
ML 0106	Milks, raw or skimmed (incl dairy products)	RAC	0.01	108.75	1.09	70.31	0.70	436.11	4.36	61.55	0.62	79.09	0.79
PM 0110	Poultry meat, raw (incl prepared)	RAC	0	3.92	0.00	12.03	0.00	57.07	0.00	5.03	0.00	55.56	0.00
PF 0111	Poultry fat, raw (incl rendered)	RAC	0	NC	-	NC	-	0.32	0.00	NC	-	NC	-
PO 0111	Poultry edible offal, raw (incl prepared)	RAC	0.01	0.10	0.00	0.70	0.01	0.97	0.01	0.10	0.00	NC	-
PE 0112	Eggs, raw, (incl dried)	RAC	0	3.84	0.00	4.41	0.00	27.25	0.00	1.13	0.00	7.39	0.00
-	-	-	-	-	-	-	-	-	-	-	-	-	-
Total intake (µg/person)=					147.0		64.1		326.2		104.2		127.6
Bodyweight per region (kg bw) =					60		60		60		60		60
ADI (µg/person)=					3000		3000		3000		3000		3000
%ADI=					4.9%		2.1%		10.9%		3.5%		4.3%
Rounded %ADI=					5%		2%		10%		3%		4%

Annex 3

588

SPINETORAM (233)

International Estimated Daily Intake (IEDI)

ADI = 0–0.05 mg/kg bw

Codex Code	Commodity description	Expr as	STMTR mg/kg	Diets as g/person/day			Intake as µg/person/day								
				G01 diet	G01 intake	G02 diet	G02 intake	G03 diet	G03 intake	G04 diet	G04 intake	G05 diet	G05 intake	G06 diet	G06 intake
FC 0003	Mandarins, raw (incl mandarin juice)	RAC	0.0605	6.18	0.37	3.66	0.22	0.25	0.02	6.82	0.41	3.49	0.21	19.38	1.17
FC 0004	Oranges, sweet, sour, raw	RAC	0.0435	20.66	0.90	5.23	0.23	11.90	0.52	37.90	1.65	21.16	0.92	56.46	2.46
JF 0004	Oranges, juice (single strength, incl. concentrated)	PP	0.003	1.27	0.00	2.20	0.01	0.10	0.00	11.81	0.04	0.46	0.00	1.69	0.01
FP 0009	Pomefruits, raw	RAC	0.025	19.24	0.48	33.89	0.85	3.34	0.08	25.53	0.64	7.59	0.19	56.76	1.42
JF 0226	Apple juice, single strength (incl. concentrated)	PP	0.011	0.32	0.00	3.07	0.03	0.10	0.00	5.00	0.06	0.29	0.00	5.57	0.06
-	Cider (i.e. fermented apple juice)	PP	0.011	0.10	0.00	0.12	0.00	10.66	0.12	0.15	0.00	0.10	0.00	0.10	0.00
FS 0013	Cherries, raw	RAC	0.0205	0.92	0.02	9.15	0.19	0.10	0.00	0.61	0.01	0.10	0.00	6.64	0.14
FS 0014	Plums, raw (incl dried plums, incl Chinese jujube)	RAC	0.02	2.67	0.05	8.77	0.18	0.10	0.00	3.03	0.06	0.70	0.01	4.34	0.09
FS 0240	Apricot, raw (incl dried)	RAC	0.0485	5.15	0.25	3.66	0.18	0.10	0.00	2.25	0.11	0.17	0.01	6.80	0.33
-	Peaches and nectarines, raw	RAC	0.055	2.87	0.16	2.21	0.12	0.15	0.01	5.94	0.33	1.47	0.08	15.66	0.86
FB 0272	Raspberries, red, black, raw	RAC	0.42	0.10	0.04	0.93	0.39	0.10	0.04	0.10	0.04	0.10	0.04	0.10	0.04
FB 0020	Blueberries, raw	RAC	0.12	0.10	0.01	0.10	0.01	0.10	0.01	0.10	0.01	0.10	0.01	0.10	0.01
FB 0021	Currants, red, black, white, raw	RAC	0.18	0.10	0.02	0.74	0.13	0.10	0.02	0.10	0.02	0.10	0.02	0.10	0.02
FB 2008	Small fruit vine climbing, raw (incl processed) (i.e. grapes)	RAC	0.074	16.25	1.20	28.96	2.14	2.87	0.21	24.22	1.79	9.33	0.69	68.64	5.08
FB 0275	Strawberry, raw	RAC	0.026	0.70	0.02	2.01	0.05	0.10	0.00	1.36	0.04	0.37	0.01	2.53	0.07
FT 0305	Table olive, raw (incl preserved)	RAC	0.02	0.70	0.01	0.32	0.01	0.10	0.00	1.53	0.03	0.17	0.00	1.85	0.04
FI 0343	Litchi, raw (incl processed)	RAC	0.02	2.32	0.05	1.43	0.03	1.81	0.04	7.42	0.15	NC	-	4.54	0.09
FI 0326	Avocado, raw	RAC	0.02	0.13	0.00	0.10	0.00	2.05	0.04	2.54	0.05	2.34	0.05	0.12	0.00
FI 0345	Mango, raw (incl canned mango, incl mango juice)	RAC	0.02	10.48	0.21	0.10	0.00	7.24	0.14	6.87	0.14	19.98	0.40	6.25	0.13
FI 0351	Passion fruit, raw	RAC	0.12	0.58	0.0696	0.10	0.0120	0.59	0.0708	0.60	0.0720	0.18	0.0216	0.10	0.0120
VA 0384	Leek, raw	RAC	0.026	0.18	0.00	1.59	0.04	0.10	0.00	0.28	0.01	0.10	0.00	3.21	0.08
-	Onions, mature bulbs, dry	RAC	0.01	29.36	0.29	37.50	0.38	3.56	0.04	34.78	0.35	18.81	0.19	43.38	0.43
-	Onions, green, raw	RAC	0.33	2.45	0.81	1.49	0.49	1.02	0.34	2.60	0.86	0.60	0.20	2.03	0.67
VB 0040	Brassica vegetables, raw: head cabbages, flowerhead brassicas, Brussels sprouts & kohlrabi	RAC	0.05	6.41	0.32	35.79	1.79	0.71	0.04	9.81	0.49	12.07	0.60	16.58	0.83
VC 0046	Melons, raw (excl watermelons)	RAC	0.02	8.90	0.18	8.64	0.17	0.80	0.02	17.90	0.36	2.80	0.06	29.17	0.58
VC 0424	Cucumber, raw	RAC	0.02	8.01	0.16	30.66	0.61	1.45	0.03	19.84	0.40	0.27	0.01	34.92	0.70
VC 0425	Gherkin, raw	RAC	0.02	1.73	0.03	6.64	0.13	0.31	0.01	4.29	0.09	0.29	0.01	7.56	0.15
VC 0427	Loofah, Angled (Sinkwa, Sinkwa towel gourd), raw	RAC	0.02	NC	-	NC	-	NC	-	NC	-	NC	-	NC	-
VC 0428	Loofah, Smooth, raw	RAC	0.02	NC	-	NC	-	NC	-	NC	-	NC	-	NC	-
VC 0430	Snake gourd	RAC	0.02	NC	-	NC	-	NC	-	NC	-	NC	-	NC	-
VC 0431	Squash, summer, raw (= courgette, zucchini)	RAC	0.02	0.78	0.02	2.06	0.04	0.30	0.01	1.61	0.03	2.25	0.05	2.36	0.05
VO 0444	Peppers, chili, raw	RAC	0.026	3.99	0.10	7.30	0.19	2.93	0.08	5.62	0.15	NC	-	17.44	0.45
-	Peppers, chili, dried	PP	0.26	0.42	0.11	0.53	0.14	0.84	0.22	0.50	0.13	0.95	0.25	0.37	0.10
VO 0445	Peppers, sweet, raw (incl dried)	RAC	0.026	4.49	0.12	6.44	0.17	7.21	0.19	5.68	0.15	9.52	0.25	8.92	0.23
VO 0447	Sweet corn on the cob, raw (incl frozen, incl	RAC	0.02	0.14	0.00	0.94	0.02	5.70	0.11	2.61	0.05	1.94	0.04	0.22	0.00

Annex 3

SPINETORAM (233)

International Estimated Daily Intake (IEDI)

ADI = 0–0.05 mg/kg bw

Codex Code	Commodity description	Expr as	STMR mg/kg	Diets as g/person/day			Intake as µg/person/day								
				G01 diet	G01 intake	G02 diet	G02 intake	G03 diet	G03 intake	G04 diet	G04 intake	G05 diet	G05 intake	G06 diet	G06 intake
	canned) (i.e. kernels plus cob without husks)														
VO 0448	Tomato, raw (incl juice, incl paste, incl canned)	RAC	0.02	51.75	1.04	81.80	1.64	16.99	0.34	102.02	2.04	26.32	0.53	214.77	4.30
VL 0482	Lettuce, head, raw	RAC	0.0895	NC	-	NC	-	NC	-	NC	-	NC	-	NC	-
VL 0483	Lettuce, leaf, raw	RAC	0.0895	0.53	0.05	0.36	0.03	0.16	0.01	6.21	0.56	1.90	0.17	6.05	0.54
VL 0502	Spinach, raw	RAC	1.6	0.74	1.18	0.22	0.35	0.10	0.16	0.91	1.46	0.10	0.16	2.92	4.67
VP 0061	Beans, green, with pods, raw: beans except broad bean & soya bean (i.e. immature seeds + pods) (<i>Phaseolus</i> spp)	RAC	0.024	0.68	0.02	NC	-	NC	-	0.39	0.01	0.22	0.01	0.49	0.01
VD 0541	Soya bean, dry, raw (incl paste, incl curd, incl oil, incl sauce)	RAC	0.02	72.79	1.46	59.05	1.18	20.55	0.41	74.20	1.48	61.12	1.22	73.24	1.46
VR 0589	Potato, raw (incl flour, incl frozen, incl starch, incl tapioca)	RAC	0.02	59.74	1.19	316.14	6.32	9.78	0.20	60.26	1.21	54.12	1.08	119.82	2.40
VR 0596	Sugar beet, raw (incl sugar)	RAC	0.02	0.13	0.00	NC	-	0.10	0.00	0.66	0.01	0.47	0.01	88.94	1.78
VS 0624	Celery	RAC	0.3	2.14	0.64	3.79	1.14	2.35	0.71	5.69	1.71	0.10	0.03	2.75	0.83
GC 0645	Maize, raw (incl glucose & dextrose & isoglucose, incl flour, incl oil, incl beer, incl germ, incl starch)	RAC	0.02	29.81	0.60	44.77	0.90	108.95	2.18	52.37	1.05	60.28	1.21	75.69	1.51
CM 0649 (GC 0649)	Rice, husked, dry (incl polished, incl flour, incl starch, incl oil, incl beverages)	REP	0.04	45.40	1.82	14.99	0.60	84.88	3.40	111.73	4.47	194.75	7.79	93.12	3.72
TN 0085	Tree nuts, raw (incl processed)	RAC	0.02	4.06	0.08	3.27	0.07	7.01	0.14	13.93	0.28	14.01	0.28	9.36	0.19
SO 0691	Cotton seed, raw (incl oil)	RAC	0	20.53	0.00	9.80	0.00	6.42	0.00	4.73	0.00	7.14	0.00	18.68	0.00
MM 0095	MEAT FROM MAMMALS other than marine mammals, raw (incl prepared meat) -80% as muscle	RAC	0.005	24.96	0.12	57.95	0.29	16.70	0.08	38.38	0.19	26.46	0.13	29.00	0.15
MM 0095	MEAT FROM MAMMALS other than marine mammals, raw (incl prepared meat) - 20% as fat	RAC	0.025	6.24	0.16	14.49	0.36	4.18	0.10	9.60	0.24	6.62	0.17	7.25	0.18
MF 0100	Mammalian fats, raw, excl milk fats (incl rendered fats)	RAC	0.025	3.29	0.08	6.14	0.15	0.82	0.02	1.57	0.04	2.23	0.06	1.07	0.03
MO 0105	Edible offal (mammalian), raw	RAC	0.005	4.79	0.02	9.68	0.05	2.97	0.01	5.49	0.03	3.84	0.02	5.03	0.03
ML 0106	Milks, raw or skimmed (incl dairy products)	RAC	0.003	289.65	0.87	485.88	1.46	26.92	0.08	239.03	0.72	199.91	0.60	180.53	0.54
PM 0110	Poultry meat, raw (incl prepared) - 90% as muscle	RAC	0.0002	13.17	0.00	26.78	0.01	7.24	0.00	116.71	0.02	22.54	0.00	32.09	0.01
PM 0110	Poultry meat, raw (incl prepared) - 10% as fat	RAC	0.004	1.46	0.01	2.98	0.01	0.80	0.00	12.97	0.05	2.50	0.01	3.57	0.01
PF 0111	Poultry fat, raw (incl rendered)	RAC	0.004	0.10	0.00	0.10	0.00	NC	-	0.10	0.00	0.10	0.00	0.10	0.00
PO 0111	Poultry edible offal, raw (incl prepared)	RAC	0.0004	0.12	0.00	0.12	0.00	0.11	0.00	5.37	0.00	0.24	0.00	0.10	0.00
PE 0112	Eggs, raw, (incl dried)	RAC	0.0004	7.84	0.00	23.08	0.01	2.88	0.00	14.89	0.01	9.81	0.00	14.83	0.01
	Total intake (µg/person)=			15.4		23.5		10.2		24.3		17.8		38.7	
	Bodyweight per region (kg bw) =			60		60		60		60		60		60	
	ADI (µg/person)=			3000		3000		3000		3000		3000		3000	
	%ADI=			0.5%		0.8%		0.3%		0.8%		0.6%		1.3%	

Annex 3

590

SPINETORAM (233)

International Estimated Daily Intake (IEDI)

ADI = 0–0.05 mg/kg bw

Codex Code	Commodity description	Expr as	STMR mg/kg	Diets as g/person/day				Intake as µg/person/day							
				G07 diet	G07 intake	G08 diet	G08 intake	G09 diet	G09 intake	G10 diet	G10 intake	G11 diet	G11 intake	G12 diet	G12 intake
FC 0003	Mandarins, raw (incl mandarin juice)	RAC	0.0605	12.42	0.75	14.99	0.91	16.08	0.97	10.78	0.65	9.94	0.60	NC	-
FC 0004	Oranges, sweet, sour, raw	RAC	0.0435	15.68	0.68	24.00	1.04	6.80	0.30	29.09	1.27	15.39	0.67	160.47	6.98
JF 0004	Oranges, juice (single strength, incl. concentrated)	PP	0.003	33.31	0.10	1.78	0.01	0.28	0.00	18.97	0.06	14.01	0.04	13.36	0.04
FP 0009	Pomefruits, raw	RAC	0.025	37.39	0.93	58.13	1.45	37.64	0.94	44.80	1.12	62.17	1.55	6.47	0.16
JF 0226	Apple juice, single strength (incl. concentrated)	PP	0.011	14.88	0.16	11.98	0.13	0.15	0.00	9.98	0.11	30.32	0.33	3.47	0.04
-	Cider (i.e. fermented apple juice)	PP	0.011	10.05	0.11	5.34	0.06	3.72	0.04	0.36	0.00	0.25	0.00	0.93	0.01
FS 0013	Cherries, raw	RAC	0.0205	1.40	0.03	4.21	0.09	0.10	0.00	2.93	0.06	1.50	0.03	NC	-
FS 0014	Plums, raw (incl dried plums, incl Chinese jujube)	RAC	0.02	5.55	0.11	4.37	0.09	6.08	0.12	3.66	0.07	3.93	0.08	0.46	0.01
FS 0240	Apricot, raw (incl dried)	RAC	0.0485	4.27	0.21	3.31	0.16	0.10	0.00	2.86	0.14	1.71	0.08	NC	-
-	Peaches and nectarines, raw	RAC	0.055	8.76	0.48	12.98	0.71	8.23	0.45	10.09	0.55	3.64	0.20	0.10	0.01
FB 0272	Raspberries, red, black, raw	RAC	0.42	0.47	0.20	0.91	0.38	0.10	0.04	0.99	0.42	1.14	0.48	NC	-
FB 0020	Blueberries, raw	RAC	0.12	0.10	0.01	0.23	0.03	0.10	0.01	0.83	0.10	0.33	0.04	NC	-
FB 0021	Currants, red, black, white, raw	RAC	0.18	0.48	0.09	4.23	0.76	NC	-	1.51	0.27	0.49	0.09	NC	-
FB 2008	Small fruit vine climbing, raw (incl processed) (i.e. grapes)	RAC	0.074	142.23	10.53	105.77	7.83	7.87	0.58	52.44	3.88	109.22	8.08	10.96	0.81
FB 0275	Strawberry, raw	RAC	0.026	4.49	0.12	5.66	0.15	0.10	0.00	6.63	0.17	5.75	0.15	0.10	0.00
FT 0305	Table olive, raw (incl preserved)	RAC	0.02	2.00	0.04	2.48	0.05	0.10	0.00	1.21	0.02	1.64	0.03	0.27	0.01
FI 0343	Litchi, raw (incl processed)	RAC	0.02	8.00	0.16	3.70	0.07	2.91	0.06	0.10	0.00	11.86	0.24	9.83	0.20
FI 0326	Avocado, raw	RAC	0.02	2.65	0.05	0.87	0.02	0.46	0.01	1.64	0.03	1.30	0.03	0.96	0.02
FI 0345	Mango, raw (incl canned mango, incl mango juice)	RAC	0.02	1.80	0.04	0.63	0.01	10.05	0.20	1.07	0.02	3.52	0.07	16.44	0.33
FI 0351	Passion fruit, raw	RAC	0.12	0.10	0.0120	0.10	0.0120	NC	-	NC	-	0.10	0.0120	NC	-
VA 0384	Leek, raw	RAC	0.026	4.01	0.10	4.41	0.11	0.72	0.02	0.54	0.01	16.41	0.43	0.10	0.00
-	Onions, mature bulbs, dry	RAC	0.01	19.69	0.20	29.83	0.30	24.64	0.25	31.35	0.31	9.72	0.10	12.59	0.13
-	Onions, green, raw	RAC	0.33	1.55	0.51	0.74	0.24	1.05	0.35	3.74	1.23	0.94	0.31	6.45	2.13
VB 0040	Brassica vegetables, raw: head cabbages, flowerhead brassicas, Brussels sprouts & kohlrabi	RAC	0.05	20.71	1.04	39.81	1.99	16.70	0.84	28.49	1.42	18.12	0.91	15.03	0.75
VC 0046	Melons, raw (excl watermelons)	RAC	0.02	9.20	0.18	11.95	0.24	14.63	0.29	8.99	0.18	7.86	0.16	2.46	0.05
VC 0424	Cucumber, raw	RAC	0.02	6.72	0.13	11.03	0.22	32.10	0.64	15.10	0.30	4.05	0.08	9.57	0.19
VC 0425	Gherkin, raw	RAC	0.02	0.41	0.01	5.89	0.12	NC	-	0.10	0.00	0.37	0.01	2.07	0.04
VC 0427	Loofah, Angled (Sinkwa, Sinkwa towel gourd), raw	RAC	0.02	NC	-	NC	-	NC	-	NC	-	NC	-	NC	-
VC 0428	Loofah, Smooth, raw	RAC	0.02	NC	-	NC	-	NC	-	NC	-	NC	-	NC	-
VC 0430	Snake gourd	RAC	0.02	NC	-	NC	-	NC	-	NC	-	NC	-	NC	-
VC 0431	Squash, summer, raw (= courgette, zucchini)	RAC	0.02	NC	-	NC	-	5.48	0.11	NC	-	NC	-	1.03	0.02
VO 0444	Peppers, chili, raw	RAC	0.026	5.57	0.14	14.00	0.36	8.25	0.21	5.77	0.15	6.44	0.17	2.53	0.07
-	Peppers, chili, dried	PP	0.26	0.11	0.03	0.21	0.05	0.36	0.09	0.21	0.05	0.25	0.07	0.15	0.04
VO 0445	Peppers, sweet, raw (incl dried)	RAC	0.026	0.82	0.02	1.53	0.04	10.85	0.28	4.59	0.12	1.84	0.05	2.00	0.05
VO 0447	Sweet corn on the cob, raw (incl frozen, incl	RAC	0.02	11.43	0.23	3.71	0.07	0.74	0.01	13.63	0.27	3.07	0.06	1.50	0.03

Annex 3

SPINETORAM (233)

International Estimated Daily Intake (IEDI)

ADI = 0–0.05 mg/kg bw

Codex Code	Commodity description	Expr as	STMR mg/kg	Diets as g/person/day				Intake as µg/person/day							
				G07 diet	G07 intake	G08 diet	G08 intake	G09 diet	G09 intake	G10 diet	G10 intake	G11 diet	G11 intake	G12 diet	G12 intake
	canned) (i.e. kernels plus cob without husks)														
VO 0448	Tomato, raw (incl juice, incl paste, incl canned)	RAC	0.02	64.74	1.29	68.31	1.37	36.05	0.72	82.09	1.64	54.50	1.09	11.69	0.23
VL 0482	Lettuce, head, raw	RAC	0.0895	NC	-	NC	-	NC	-	NC	-	NC	-	NC	-
VL 0483	Lettuce, leaf, raw	RAC	0.0895	14.50	1.30	11.76	1.05	13.14	1.18	19.50	1.75	4.81	0.43	2.23	0.20
VL 0502	Spinach, raw	RAC	1.6	2.20	3.52	1.76	2.82	13.38	21.41	2.94	4.70	5.53	8.85	0.10	0.16
VP 0061	Beans, green, with pods, raw: beans except broad bean & soya bean (i.e. immature seeds + pods) (Phaseolus spp)	RAC	0.024	5.07	0.12	0.83	0.02	0.17	0.00	3.70	0.09	NC	-	NC	-
VD 0541	Soya bean, dry, raw (incl paste, incl curd, incl oil, incl sauce)	RAC	0.02	106.33	2.13	117.78	2.36	42.12	0.84	195.70	3.91	222.52	4.45	80.47	1.61
VR 0589	Potato, raw (incl flour, incl frozen, incl starch, incl tapioca)	RAC	0.02	225.03	4.50	234.24	4.68	71.48	1.43	177.55	3.55	234.55	4.69	37.71	0.75
VR 0596	Sugar beet, raw (incl sugar)	RAC	0.02	0.10	0.00	NC	-	0.10	0.00	0.10	0.00	NC	-	NC	-
VS 0624	Celery	RAC	0.3	7.68	2.30	2.85	0.86	NC	-	3.34	1.00	16.83	5.05	4.04	1.21
GC 0645	Maize, raw (incl glucose & dextrose & isoglucose, incl flour, incl oil, incl beer, incl germ, incl starch)	RAC	0.02	18.51	0.37	26.18	0.52	26.04	0.52	39.99	0.80	7.36	0.15	64.58	1.29
CM 0649 (GC 0649)	Rice, husked, dry (incl polished, incl flour, incl starch, incl oil, incl beverages)	REP	0.04	20.96	0.84	16.04	0.64	339.67	13.59	75.51	3.02	16.86	0.67	86.13	3.45
TN 0085	Tree nuts, raw (incl processed)	RAC	0.02	8.52	0.17	8.94	0.18	15.09	0.30	9.60	0.19	14.57	0.29	26.26	0.53
SO 0691	Cotton seed, raw (incl oil)	RAC	0	10.71	0.00	4.23	0.00	7.19	0.00	7.54	0.00	5.66	0.00	2.38	0.00
MM 0095	MEAT FROM MAMMALS other than marine mammals, raw (incl prepared meat) -80% as muscle	RAC	0.005	112.02	0.56	120.71	0.60	63.46	0.32	88.99	0.44	96.24	0.48	41.02	0.21
MM 0095	MEAT FROM MAMMALS other than marine mammals, raw (incl prepared meat) - 20% as fat	RAC	0.025	28.01	0.70	30.18	0.75	15.86	0.40	22.25	0.56	24.06	0.60	10.25	0.26
MF 0100	Mammalian fats, raw, excl milk fats (incl rendered fats)	RAC	0.025	6.44	0.16	15.51	0.39	3.79	0.09	8.29	0.21	18.44	0.46	8.00	0.20
MO 0105	Edible offal (mammalian), raw	RAC	0.005	15.17	0.08	5.19	0.03	6.30	0.03	6.78	0.03	3.32	0.02	3.17	0.02
ML 0106	Milks, raw or skimmed (incl dairy products)	RAC	0.003	388.92	1.17	335.88	1.01	49.15	0.15	331.25	0.99	468.56	1.41	245.45	0.74
PM 0110	Poultry meat, raw (incl prepared) - 90% as muscle	RAC	0.0002	66.38	0.01	48.47	0.01	21.58	0.00	78.41	0.02	48.04	0.01	76.01	0.02
PM 0110	Poultry meat, raw (incl prepared) - 10% as fat	RAC	0.004	7.38	0.03	5.39	0.02	2.40	0.01	8.71	0.03	5.34	0.02	8.45	0.03
PF 0111	Poultry fat, raw (incl rendered)	RAC	0.004	0.10	0.00	0.10	0.00	NC	-	0.10	0.00	0.71	0.00	NC	-
PO 0111	Poultry edible offal, raw (incl prepared)	RAC	0.0004	0.33	0.00	0.72	0.00	0.27	0.00	0.35	0.00	0.80	0.00	NC	-
PE 0112	Eggs, raw, (incl dried)	RAC	0.0004	25.84	0.01	29.53	0.01	28.05	0.01	33.19	0.01	36.44	0.01	8.89	0.00
	Total intake (µg/person)=				36.7		35.0		47.8		36.0		43.8		23.0
	Bodyweight per region (kg bw) =				60		60		55		60		60		60
	ADI (ug/person)=				3000		3000		2750		3000		3000		3000
	%ADI=				1.2%		1.2%		1.7%		1.2%		1.5%		0.8%
	Rounded %ADI=				1%		1%		2%		1%		1%		1%

Annex 3

592

SPINETORAM (233)		International Estimated Daily Intake (IEDI)										ADI = 0–0.05 mg/kg bw	
Codex Code	Commodity description	Expr as	STMR mg/kg	Diets: g/person/day		Intake = daily intake: µg/person							
				G13 diet	G13 intake	G14 diet	G14 intake	G15 diet	G15 intake	G16 diet	G16 intake	G17 diet	G17 intake
FC 0003	Mandarins, raw (incl mandarin juice)	RAC	0.0605	0.16	0.01	0.27	0.02	9.06	0.55	0.10	0.01	0.10	0.01
FC 0004	Oranges, sweet, sour, raw	RAC	0.0435	1.18	0.05	1.11	0.05	14.28	0.62	0.10	0.00	1.08	0.05
JF 0004	Oranges, juice (single strength, incl. concentrated)	PP	0.003	0.10	0.00	0.26	0.00	12.61	0.04	0.14	0.00	0.33	0.00
FP 0009	Pomefruits, raw	RAC	0.025	2.39	0.06	10.93	0.27	69.47	1.74	1.59	0.04	19.56	0.49
JF 0226	Apple juice, single strength (incl. concentrated)	PP	0.011	0.10	0.00	0.10	0.00	7.19	0.08	0.10	0.00	NC	-
-	Cider (i.e. fermented apple juice)	PP	0.011	48.75	0.54	0.10	0.00	0.99	0.01	138.03	1.52	NC	-
FS 0013	Cherries, raw	RAC	0.0205	0.10	0.00	0.10	0.00	5.96	0.12	0.10	0.00	NC	-
FS 0014	Plums, raw (incl dried plums, incl Chinese jujube)	RAC	0.02	0.10	0.00	0.10	0.00	16.65	0.33	0.10	0.00	NC	-
FS 0240	Apricot, raw (incl dried)	RAC	0.0485	0.10	0.00	0.10	0.00	3.29	0.16	0.10	0.00	NC	-
-	Peaches and nectarines, raw	RAC	0.055	0.10	0.01	0.10	0.01	7.47	0.41	0.10	0.01	NC	-
FB 0272	Raspberries, red, black, raw	RAC	0.42	0.10	0.04	0.10	0.04	2.04	0.86	0.10	0.04	NC	-
FB 0020	Blueberries, raw	RAC	0.12	NC	-	NC	-	0.20	0.02	NC	-	NC	-
FB 0021	Currants, red, black, white, raw	RAC	0.18	0.10	0.02	NC	-	0.74	0.13	NC	-	NC	-
FB 2008	Small fruit vine climbing, raw (incl processed) (i.e. grapes)	RAC	0.074	0.60	0.04	1.26	0.09	103.25	7.64	0.74	0.05	44.23	3.27
FB 0275	Strawberry, raw	RAC	0.026	0.10	0.00	0.10	0.00	3.35	0.09	0.10	0.00	0.10	0.00
FT 0305	Table olive, raw (incl preserved)	RAC	0.02	0.10	0.00	0.10	0.00	1.75	0.04	0.10	0.00	0.24	0.00
FI 0343	Litchi, raw (incl processed)	RAC	0.02	3.74	0.07	18.51	0.37	4.87	0.10	1.97	0.04	12.17	0.24
FI 0326	Avocado, raw	RAC	0.02	1.12	0.02	0.10	0.00	0.84	0.02	0.10	0.00	6.60	0.13
FI 0345	Mango, raw (incl canned mango, incl mango juice)	RAC	0.02	12.25	0.25	6.83	0.14	0.76	0.02	0.10	0.00	20.12	0.40
FI 0351	Passion fruit, raw	RAC	0.12	0.12	0.0144	0.10	0.0120	0.10	0.0120	0.18	0.0216	3.81	0.4572
VA 0384	Leek, raw	RAC	0.026	0.10	0.00	1.44	0.04	1.22	0.03	0.10	0.00	NC	-
-	Onions, mature bulbs, dry	RAC	0.01	9.01	0.09	20.24	0.20	30.90	0.31	9.61	0.10	2.11	0.02
-	Onions, green, raw	RAC	0.33	1.43	0.47	0.10	0.03	0.20	0.07	NC	-	6.30	2.08
VB 0040	Brassica vegetables, raw: head cabbages, flowerhead brassicas, Brussels sprouts & kohlrabi	RAC	0.05	4.84	0.24	3.79	0.19	58.72	2.94	0.10	0.01	NC	-
VC 0046	Melons, raw (excl watermelons)	RAC	0.02	0.19	0.00	0.10	0.00	4.98	0.10	0.10	0.00	NC	-
VC 0424	Cucumber, raw	RAC	0.02	0.68	0.01	1.81	0.04	10.40	0.21	0.10	0.00	0.10	0.00
VC 0425	Gherkin, raw	RAC	0.02	0.15	0.00	0.39	0.01	3.15	0.06	0.10	0.00	0.10	0.00
VC 0427	Loofah, Angled (Sinkwa, Sinkwa towel gourd), raw	RAC	0.02	NC	-	NC	-	NC	-	NC	-	NC	-
VC 0428	Loofah, Smooth, raw	RAC	0.02	NC	-	NC	-	NC	-	NC	-	NC	-
VC 0430	Snake gourd	RAC	0.02	NC	-	NC	-	NC	-	NC	-	NC	-
VC 0431	Squash, summer, raw (= courgette, zucchini)	RAC	0.02	0.10	0.00	1.01	0.02	NC	-	1.91	0.04	NC	-
VO 0444	Peppers, chili, raw	RAC	0.026	3.47	0.09	3.56	0.09	16.30	0.42	0.10	0.00	NC	-
-	Peppers, chili, dried	PP	0.26	0.58	0.15	1.27	0.33	1.21	0.31	0.12	0.03	NC	-
VO 0445	Peppers, sweet, raw (incl dried)	RAC	0.026	5.49	0.14	10.57	0.27	8.84	0.23	0.91	0.02	NC	-
VO 0447	Sweet corn on the cob, raw (incl frozen, incl canned) (i.e. kernels plus cob without husks)	RAC	0.02	3.63	0.07	20.50	0.41	8.78	0.18	0.10	0.00	0.17	0.00
VO 0448	Tomato, raw (incl juice, incl paste, incl canned)	RAC	0.02	15.50	0.31	5.78	0.12	71.52	1.43	2.00	0.04	12.50	0.25
VL 0482	Lettuce, head, raw	RAC	0.0895	NC	-	NC	-	NC	-	NC	-	NC	-

Annex 3

SPINETORAM (233)

International Estimated Daily Intake (IEDI)

ADI = 0–0.05 mg/kg bw

Codex Code	Commodity description	Expr as	STMR mg/kg	Diets: g/person/day		Intake = daily intake: µg/person									
				G13 diet	G13 intake	G14 diet	G14 intake	G15 diet	G15 intake	G16 diet	G16 intake	G17 diet	G17 intake		
VL 0483	Lettuce, leaf, raw	RAC	0.0895	0.29	0.03	0.10	0.01	6.71	0.60	0.10	0.01	NC	-		
VL 0502	Spinach, raw	RAC	1.6	0.17	0.27	0.10	0.16	0.81	1.30	0.10	0.16	NC	-		
VP 0061	Beans, green, with pods, raw: beans except broad bean & soya bean (i.e. immature seeds + pods) (Phaseolus spp)	RAC	0.024	NC	-	NC	-	NC	-	NC	-	NC	-		
VD 0541	Soya bean, dry, raw (incl paste, incl curd, incl oil, incl sauce)	RAC	0.02	15.80	0.32	14.29	0.29	104.36	2.09	17.11	0.34	35.20	0.70		
VR 0589	Potato, raw (incl flour, incl frozen, incl starch, incl tapioca)	RAC	0.02	23.96	0.48	13.56	0.27	213.41	4.27	104.35	2.09	8.56	0.17		
VR 0596	Sugar beet, raw (incl sugar)	RAC	0.02	3.93	0.08	1.68	0.03	NC	-	NC	-	36.12	0.72		
VS 0624	Celery	RAC	0.3	3.66	1.10	2.65	0.80	4.84	1.45	2.47	0.74	4.94	1.48		
GC 0645	Maize, raw (incl glucose & dextrose & isoglucose, incl flour, incl oil, incl beer, incl germ, incl starch)	RAC	0.02	116.66	2.33	10.52	0.21	38.46	0.77	76.60	1.53	34.44	0.69		
CM 0649 (GC 0649)	Rice, husked, dry (incl polished, incl flour, incl starch, incl oil, incl beverages)	REP	0.04	52.55	2.10	286.02	11.44	18.64	0.75	19.67	0.79	75.09	3.00		
TN 0085	Tree nuts, raw (incl processed)	RAC	0.02	4.39	0.09	135.53	2.71	6.11	0.12	0.72	0.01	317.74	6.35		
SO 0691	Cotton seed, raw (incl oil)	RAC	0	8.14	0.00	0.32	0.00	2.84	0.00	2.69	0.00	0.97	0.00		
MM 0095	MEAT FROM MAMMALS other than marine mammals, raw (incl prepared meat) -80% as muscle	RAC	0.005	23.34	0.12	40.71	0.20	97.15	0.49	18.06	0.09	57.71	0.29		
MM 0095	MEAT FROM MAMMALS other than marine mammals, raw (incl prepared meat) - 20% as fat	RAC	0.025	5.84	0.15	10.18	0.25	24.29	0.61	4.52	0.11	14.43	0.36		
MF 0100	Mammalian fats, raw, excl milk fats (incl rendered fats)	RAC	0.025	1.05	0.03	1.14	0.03	18.69	0.47	0.94	0.02	3.12	0.08		
MO 0105	Edible offal (mammalian), raw	RAC	0.005	4.64	0.02	1.97	0.01	10.01	0.05	3.27	0.02	3.98	0.02		
ML 0106	Milks, raw or skimmed (incl dairy products)	RAC	0.003	108.75	0.33	70.31	0.21	436.11	1.31	61.55	0.18	79.09	0.24		
PM 0110	Poultry meat, raw (incl prepared) - 90% as muscle	RAC	0.0002	3.53	0.00	10.83	0.00	51.36	0.01	4.53	0.00	50.00	0.01		
PM 0110	Poultry meat, raw (incl prepared) - 10% as fat	RAC	0.004	0.39	0.00	1.20	0.00	5.71	0.02	0.50	0.00	5.56	0.02		
PF 0111	Poultry fat, raw (incl rendered)	RAC	0.004	NC	-	NC	-	0.32	0.00	NC	-	NC	-		
PO 0111	Poultry edible offal, raw (incl prepared)	RAC	0.0004	0.10	0.00	0.70	0.00	0.97	0.00	0.10	0.00	NC	-		
PE 0112	Eggs, raw, (incl dried)	RAC	0.0004	3.84	0.00	4.41	0.00	27.25	0.01	1.13	0.00	7.39	0.00		
Total intake (µg/person)=						10.2		19.4		33.6		8.1		21.6	
Bodyweight per region (kg bw) =						60		60		60		60		60	
ADI (ug/person)=						3000		3000		3000		3000		3000	
%ADI=						0.3%		0.6%		1.1%		0.3%		0.7%	
Rounded %ADI=						0%		1%		1%		0%		1%	

Annex 3

594

TEBUCONAZOLE (189)

International Estimated Daily Intake (IEDI)

ADI = 0–0.03 mg/kg bw

Codex Code	Commodity description	Expr as	STMR mg/kg	Diets as g/person/day				Intake as µg/person/day							
				G01 diet	G01 intake	G02 diet	G02 intake	G03 diet	G03 intake	G04 diet	G04 intake	G05 diet	G05 intake	G06 diet	G06 intake
FC 0002	Lemons and limes, raw (incl lemon juice) (incl kumquat commodities)	RAC	0.09	4.82	0.43	2.45	0.22	3.93	0.35	25.44	2.29	8.74	0.79	16.23	1.46
FC 0004	Oranges, sweet, sour, raw	RAC	0.01	20.66	0.21	5.23	0.05	11.90	0.12	37.90	0.38	21.16	0.21	56.46	0.56
JF 0004	Oranges, juice (single strength, incl. concentrated)	PP	0.0036	1.27	0.00	2.20	0.01	0.10	0.00	11.81	0.04	0.46	0.00	1.69	0.01
FP 0226	Apple, raw (incl cider, excl juice)	RAC	0.275	13.49	3.71	26.63	7.32	15.05	4.14	16.28	4.48	6.47	1.78	47.88	13.17
JF 0226	Apple juice, single strength (incl. concentrated)	PP	0.063	0.32	0.02	3.07	0.19	0.10	0.01	5.00	0.32	0.29	0.02	5.57	0.35
FP 0230	Pear, raw	RAC	0.275	2.16	0.59	6.24	1.72	0.10	0.03	4.07	1.12	1.16	0.32	5.34	1.47
FS 0013	Cherries, raw	RAC	0.86	0.92	0.79	9.15	7.87	0.10	0.09	0.61	0.52	0.10	0.09	6.64	5.71
FS 0014	Plums, raw (excl Chinese jujube)	RAC	0.08	2.40	0.19	8.60	0.69	0.10	0.01	2.52	0.20	0.58	0.05	4.16	0.33
DF 0014	Plum, dried (prunes)	PP	0.232	0.10	0.02	0.10	0.02	0.10	0.02	0.18	0.04	0.10	0.02	0.10	0.02
FS 2001	Peaches, nectarines, apricots, raw	RAC	0.46	7.50	3.45	4.98	2.29	0.18	0.08	7.33	3.37	1.59	0.73	21.11	9.71
FB 0267	Elderberries, raw (incl processed)	RAC	0.345	0.44	0.15	0.27	0.09	0.34	0.12	1.41	0.49	NC	-	0.87	0.30
FB 0269	Grape, raw (incl juice, excl must, excl dried, excl wine)	RAC	0.72	12.86	9.26	9.49	6.83	0.10	0.07	17.25	12.42	3.99	2.87	54.48	39.23
DF 0269	Grape, dried (= currants, raisins and sultanas)	PP	0.86	0.51	0.44	0.51	0.44	0.10	0.09	1.27	1.09	0.12	0.10	2.07	1.78
-	Grape wine (incl vermouths)	PP	0.2	0.67	0.13	12.53	2.51	2.01	0.40	1.21	0.24	3.53	0.71	4.01	0.80
FT 0305	Table olive, raw (incl preserved)	RAC	0	0.70	0.00	0.32	0.00	0.10	0.00	1.53	0.00	0.17	0.00	1.85	0.00
FI 0327	Banana, raw (incl plantains) (incl dried)	RAC	0.07	5.06	0.35	6.91	0.48	37.17	2.60	31.16	2.18	40.21	2.81	18.96	1.33
FI 0345	Mango, raw	RAC	0.05	10.38	0.52	0.10	0.01	7.24	0.36	6.85	0.34	19.53	0.98	4.52	0.23
FI 0350	Papaya, raw	RAC	0.18	0.35	0.06	0.10	0.02	3.05	0.55	0.80	0.14	7.28	1.31	1.00	0.18
FI 0351	Passion fruit, raw	RAC	0.1	0.58	0.0580	0.10	0.0100	0.59	0.0590	0.60	0.0600	0.18	0.0180	0.10	0.0100
VA 0381	Garlic, raw	RAC	0.02	2.29	0.05	5.78	0.12	0.11	0.00	3.69	0.07	1.65	0.03	3.91	0.08
VA 0384	Leek, raw	RAC	0.195	0.18	0.04	1.59	0.31	0.10	0.02	0.28	0.05	0.10	0.02	3.21	0.63
-	Onions, mature bulbs, dry	RAC	0.055	29.36	1.61	37.50	2.06	3.56	0.20	34.78	1.91	18.81	1.03	43.38	2.39
-	Onions, green, raw	RAC	0.1	2.45	0.25	1.49	0.15	1.02	0.10	2.60	0.26	0.60	0.06	2.03	0.20
010	BRASSICA	-	0.005	-	-	-	-	-	-	-	-	-	-	-	-
VB 0400	Broccoli, raw	RAC	0.015	0.88	0.01	0.17	0.00	0.10	0.00	1.25	0.02	3.00	0.05	1.09	0.02
VB 0402	Brussels sprouts, raw	RAC	0.095	0.63	0.06	6.41	0.61	0.13	0.01	1.03	0.10	NC	-	2.35	0.22
VB 0404	Cauliflower, raw	RAC	0.05	1.65	0.08	0.32	0.02	0.10	0.01	2.33	0.12	4.79	0.24	2.03	0.10
VC 0046	Melons, raw (excl watermelons)	RAC	0.02	8.90	0.18	8.64	0.17	0.80	0.02	17.90	0.36	2.80	0.06	29.17	0.58
VC 0424	Cucumber, raw	RAC	0.05	8.01	0.40	30.66	1.53	1.45	0.07	19.84	0.99	0.27	0.01	34.92	1.75
VC 0431	Squash, summer, raw (= courgette, zucchini)	RAC	0.05	0.78	0.04	2.06	0.10	0.30	0.02	1.61	0.08	2.25	0.11	2.36	0.12
VO 0440	Egg plants, raw (= aubergines)	RAC	0.04	5.58	0.22	4.31	0.17	0.89	0.04	9.31	0.37	13.64	0.55	20.12	0.80
-	Peppers, chili, dried	PP	1.85	0.42	0.78	0.53	0.98	0.84	1.55	0.50	0.93	0.95	1.76	0.37	0.68
VO 0445	Peppers, sweet, raw	RAC	0.185	1.43	0.26	2.61	0.48	1.05	0.19	2.01	0.37	2.59	0.48	6.24	1.15
VO 0447	Sweet corn on the cob, raw (incl frozen, incl canned) (i.e. kernels plus cob without husks)	RAC	0.06	0.14	0.01	0.94	0.06	5.70	0.34	2.61	0.16	1.94	0.12	0.22	0.01
VO 0448	Tomato, raw	RAC	0.15	41.73	6.26	75.65	11.35	10.66	1.60	82.87	12.43	24.75	3.71	200.93	30.14
-	Tomato, paste (i.e. concentrated tomato sauce/puree)	PP	0.19	2.34	0.44	1.33	0.25	1.57	0.30	4.24	0.81	0.34	0.06	2.83	0.54
JF 0448	Tomato, juice (single strength, incl	PP	0.033	0.29	0.01	0.29	0.01	0.10	0.00	0.38	0.01	0.10	0.00	0.14	0.00

Annex 3

TEBUCONAZOLE (189)

International Estimated Daily Intake (IEDI)

ADI = 0–0.03 mg/kg bw

Codex Code	Commodity description	Expr as	STMR mg/kg	Diets as g/person/day				Intake as µg/person/day							
				G01 diet	G01 intake	G02 diet	G02 intake	G03 diet	G03 intake	G04 diet	G04 intake	G05 diet	G05 intake	G06 diet	G06 intake
	concentrated)														
VP 0061	Beans, green, with pods, raw: beans except broad bean & soya bean (i.e. immature seeds + pods) (Phaseolus spp)	RAC	0.32	0.68	0.22	NC	-	NC	-	0.39	0.12	0.22	0.07	0.49	0.16
VD 0071	Beans, dry, raw (Phaseolus spp)	RAC	0.05	2.39	0.12	1.61	0.08	10.47	0.52	1.84	0.09	12.90	0.65	7.44	0.37
VD 0541	Soya bean, dry, raw (incl flour, incl paste, incl curd, incl sauce, excl oil)	RAC	0.02	0.63	0.01	1.09	0.02	0.40	0.01	1.40	0.03	1.68	0.03	0.48	0.01
OR 0541	Soya oil, refined	PP	0.001	12.99	0.01	10.43	0.01	3.63	0.00	13.10	0.01	10.70	0.01	13.10	0.01
VR 0577	Carrots, raw	RAC	0.11	9.51	1.05	30.78	3.39	0.37	0.04	8.75	0.96	2.80	0.31	6.10	0.67
VS 0620	Artichoke globe	RAC	0.145	0.69	0.10	0.10	0.01	0.10	0.01	0.32	0.05	0.26	0.04	1.21	0.18
VS 0621	Asparagus	RAC	0.02	0.10	0.00	0.10	0.00	0.10	0.00	0.10	0.00	0.10	0.00	0.21	0.00
GC 0640	Barley, raw (incl malt extract, incl pot&pearled, incl flour & grits, incl malt, excl beer)	RAC	0.85	18.98	16.13	13.35	11.35	0.42	0.36	0.67	0.57	2.30	1.96	0.86	0.73
-	Barley beer	PP	0.013	4.87	0.06	93.78	1.22	24.28	0.32	12.76	0.17	39.28	0.51	18.15	0.24
GC 0647	Oats, raw	RAC	0.085	0.10	0.01	NC	-	0.10	0.01	0.45	0.04	0.10	0.01	0.10	0.01
CM 0649	Rice, husked, dry (incl polished, incl flour, incl starch, incl oil, incl beverages)	REP	0.275	45.40	12.49	14.99	4.12	84.88	23.34	111.73	30.73	194.75	53.56	93.12	25.61
GC 0650	Rye, raw	RAC	0.05	NC	-	NC	-	0.10	0.01	0.10	0.01	0.10	0.01	0.10	0.01
GC 0653	Triticale, raw	RAC	0.05	NC	-	NC	-	NC	-	0.10	0.01	NC	-	NC	-
GC 0654	Wheat, raw (incl bulgur, incl fermented beverages, incl germ, incl wholemeal bread, incl white flour products, incl white bread)	RAC	0.05	381.15	19.06	341.55	17.08	38.35	1.92	281.89	14.09	172.83	8.64	434.07	21.70
TN 0085	Tree nuts, raw (incl processed)	RAC	0	4.06	0.00	3.27	0.00	7.01	0.00	13.93	0.00	14.01	0.00	9.36	0.00
SO 0495	Rape seed, raw (incl oil)	RAC	0.1	0.93	0.09	1.16	0.12	0.49	0.05	2.53	0.25	9.32	0.93	2.02	0.20
OR 0691	Cotton seed oil, edible	PP	0	3.22	0.00	1.54	0.00	1.01	0.00	0.74	0.00	1.12	0.00	2.93	0.00
SO 0697	Peanuts, nutmeat, raw (incl roasted, incl oil, incl butter)	RAC	0.035	1.30	0.05	1.23	0.04	12.62	0.44	2.87	0.10	6.59	0.23	2.67	0.09
SO 0702	Sunflower seed, raw	RAC	0.04	0.10	0.00	0.33	0.01	0.10	0.00	0.24	0.01	0.10	0.00	0.10	0.00
SM 0716	Coffee beans, roasted	PP	0.08	0.19	0.02	0.91	0.07	0.16	0.01	2.50	0.20	0.39	0.03	0.40	0.03
DH 1100	Hops, dry	RAC	9.65	0.10	0.97	0.10	0.97	0.10	0.97	0.10	0.97	NC	-	0.10	0.97
MM 0095	MEAT FROM MAMMALS other than marine mammals, raw (incl prepared meat)	RAC	0	31.20	0.00	72.44	0.00	20.88	0.00	47.98	0.00	33.08	0.00	36.25	0.00
MO 0105	Edible offal (mammalian), raw	RAC	0.06	4.79	0.29	9.68	0.58	2.97	0.18	5.49	0.33	3.84	0.23	5.03	0.30
ML 0106	Milks, raw or skimmed (incl dairy products)	RAC	0	289.65	0.00	485.88	0.00	26.92	0.00	239.03	0.00	199.91	0.00	180.53	0.00
PM 0110	Poultry meat, raw (incl prepared)	RAC	0	14.63	0.00	29.76	0.00	8.04	0.00	129.68	0.00	25.04	0.00	35.66	0.00
PO 0111	Poultry edible offal, raw (incl prepared)	RAC	0.05	0.12	0.01	0.12	0.01	0.11	0.01	5.37	0.27	0.24	0.01	0.10	0.01
PE 0112	Eggs, raw, (incl dried)	RAC	0	7.84	0.00	23.08	0.00	2.88	0.00	14.89	0.00	9.81	0.00	14.83	0.00
	Total intake (µg/person)=				81.8			88.2		41.8		97.8		88.3	167.4
	Bodyweight per region (kg bw) =				60			60		60		60		60	60
	ADI (µg/person)=				1800			1800		1800		1800		1800	1800
	%ADI=				4.5%			4.9%		2.3%		5.4%		4.9%	9.3%
	Rounded %ADI=				5%			5%		2%		5%		5%	9%

Annex 3

596

TEBUCONAZOLE (189)		International Estimated Daily Intake (IEDI)										ADI = 0–0.03 mg/kg bw			
Codex Code	Commodity description	Expr as	STMR mg/kg	Diets as g/person/day				Intake as µg/person/day							
				G07 diet	G07 intake	G08 diet	G08 intake	G09 diet	G09 intake	G10 diet	G10 intake	G11 diet	G11 intake	G12 diet	G12 intake
FC 0002	Lemons and limes, raw (incl lemon juice) (incl kumquat commodities)	RAC	0.09	10.12	0.91	15.69	1.41	2.88	0.26	12.30	1.11	22.32	2.01	6.59	0.59
FC 0004	Oranges, sweet, sour, raw	RAC	0.01	15.68	0.16	24.00	0.24	6.80	0.07	29.09	0.29	15.39	0.15	160.47	1.60
JF 0004	Oranges, juice (single strength, incl. concentrated)	PP	0.0036	33.31	0.12	1.78	0.01	0.28	0.00	18.97	0.07	14.01	0.05	13.36	0.05
FP 0226	Apple, raw (incl cider, excl juice)	RAC	0.275	41.14	11.31	56.49	15.53	26.64	7.33	31.58	8.68	51.94	14.28	3.05	0.84
JF 0226	Apple juice, single strength (incl. concentrated)	PP	0.063	14.88	0.94	11.98	0.75	0.15	0.01	9.98	0.63	30.32	1.91	3.47	0.22
FP 0230	Pear, raw	RAC	0.275	8.79	2.42	8.44	2.32	12.37	3.40	9.60	2.64	10.27	2.82	0.23	0.06
FS 0013	Cherries, raw	RAC	0.86	1.40	1.20	4.21	3.62	0.10	0.09	2.93	2.52	1.50	1.29	NC	-
FS 0014	Plums, raw (excl Chinese jujube)	RAC	0.08	3.75	0.30	3.33	0.27	5.94	0.48	2.64	0.21	2.50	0.20	0.10	0.01
DF 0014	Plum, dried (prunes)	PP	0.232	0.61	0.14	0.35	0.08	0.10	0.02	0.35	0.08	0.49	0.11	0.13	0.03
FS 2001	Peaches, nectarines, apricots, raw	RAC	0.46	10.82	4.98	15.31	7.04	8.28	3.81	11.82	5.44	4.08	1.88	0.10	0.05
FB 0267	Elderberries, raw (incl processed)	RAC	0.345	8.20	2.83	0.14	0.05	NC	-	NC	-	NC	-	1.87	0.65
FB 0269	Grape, raw (incl juice, excl must, excl dried, excl wine)	RAC	0.72	7.03	5.06	13.65	9.83	5.23	3.77	12.15	8.75	7.35	5.29	1.21	0.87
DF 0269	Grape, dried (= currants, raisins and sultanas)	PP	0.86	3.09	2.66	1.51	1.30	0.10	0.09	1.38	1.19	4.26	3.66	0.42	0.36
-	Grape wine (incl vermouths)	PP	0.2	88.93	17.79	62.41	12.48	1.84	0.37	25.07	5.01	61.17	12.23	5.84	1.17
FT 0305	Table olive, raw (incl preserved)	RAC	0	2.00	0.00	2.48	0.00	0.10	0.00	1.21	0.00	1.64	0.00	0.27	0.00
FI 0327	Banana, raw (incl plantains) (incl dried)	RAC	0.07	25.14	1.76	23.37	1.64	23.06	1.61	23.40	1.64	18.44	1.29	39.29	2.75
FI 0345	Mango, raw	RAC	0.05	1.80	0.09	0.63	0.03	9.73	0.49	1.07	0.05	3.52	0.18	16.44	0.82
FI 0350	Papaya, raw	RAC	0.18	0.31	0.06	0.18	0.03	1.50	0.27	0.51	0.09	0.54	0.10	1.08	0.19
FI 0351	Passion fruit, raw	RAC	0.1	0.10	0.0100	0.10	0.0100	NC	-	NC	-	0.10	0.0100	NC	-
VA 0381	Garlic, raw	RAC	0.02	0.98	0.02	1.49	0.03	12.88	0.26	3.74	0.07	2.05	0.04	1.14	0.02
VA 0384	Leek, raw	RAC	0.195	4.01	0.78	4.41	0.86	0.72	0.14	0.54	0.11	16.41	3.20	0.10	0.02
-	Onions, mature bulbs, dry	RAC	0.055	19.69	1.08	29.83	1.64	24.64	1.36	31.35	1.72	9.72	0.53	12.59	0.69
-	Onions, green, raw	RAC	0.1	1.55	0.16	0.74	0.07	1.05	0.11	3.74	0.37	0.94	0.09	6.45	0.65
010	BRASSICA	-	0.005	-	-	-	-	-	-	-	-	-	-	-	-
VB 0400	Broccoli, raw	RAC	0.015	4.24	0.06	1.76	0.03	NC	-	0.51	0.01	3.79	0.06	0.26	0.00
VB 0402	Brussels sprouts, raw	RAC	0.095	2.24	0.21	2.67	0.25	6.23	0.59	0.32	0.03	4.19	0.40	2.58	0.25
VB 0404	Cauliflower, raw	RAC	0.05	5.27	0.26	5.01	0.25	NC	-	2.70	0.14	5.57	0.28	0.49	0.02
VC 0046	Melons, raw (excl watermelons)	RAC	0.02	9.20	0.18	11.95	0.24	14.63	0.29	8.99	0.18	7.86	0.16	2.46	0.05
VC 0424	Cucumber, raw	RAC	0.05	6.72	0.34	11.03	0.55	32.10	1.61	15.10	0.76	4.05	0.20	9.57	0.48
VC 0431	Squash, summer, raw (= courgette, zucchini)	RAC	0.05	NC	-	NC	-	5.48	0.27	NC	-	NC	-	1.03	0.05
VO 0440	Egg plants, raw (= aubergines)	RAC	0.04	1.01	0.04	1.69	0.07	21.37	0.85	3.00	0.12	1.40	0.06	NC	-
-	Peppers, chili, dried	PP	1.85	0.11	0.20	0.21	0.39	0.36	0.67	0.21	0.39	0.25	0.46	0.15	0.28
VO 0445	Peppers, sweet, raw	RAC	0.185	NC	-	NC	-	8.25	1.53	3.03	0.56	NC	-	0.91	0.17
VO 0447	Sweet corn on the cob, raw (incl frozen, incl canned) (i.e. kernels plus cob without husks)	RAC	0.06	11.43	0.69	3.71	0.22	0.74	0.04	13.63	0.82	3.07	0.18	1.50	0.09
VO 0448	Tomato, raw	RAC	0.15	32.13	4.82	51.27	7.69	34.92	5.24	73.37	11.01	15.15	2.27	8.88	1.33
-	Tomato, paste (i.e. concentrated tomato sauce/puree)	PP	0.19	4.96	0.94	3.20	0.61	0.15	0.03	1.61	0.31	6.88	1.31	0.52	0.10

Annex 3

TEBUCONAZOLE (189)			International Estimated Daily Intake (IEDI)						ADI = 0–0.03 mg/kg bw						
Codex Code	Commodity description	Expr as	STMR mg/kg	Diets as g/person/day			Intake as µg/person/day								
				G07 diet	G07 intake	G08 diet	G08 intake	G09 diet	G09 intake	G10 diet	G10 intake	G11 diet	G11 intake	G12 diet	G12 intake
JF 0448	Tomato, juice (single strength, incl concentrated)	PP	0.033	0.80	0.03	0.10	0.00	0.10	0.00	0.61	0.02	0.40	0.01	0.10	0.00
VP 0061	Beans, green, with pods, raw: beans except broad bean & soya bean (i.e. immature seeds + pods) (Phaseolus spp)	RAC	0.32	5.07	1.62	0.83	0.27	0.17	0.05	3.70	1.18	NC	-	NC	-
VD 0071	Beans, dry, raw (Phaseolus spp)	RAC	0.05	1.51	0.08	1.50	0.08	1.90	0.10	5.11	0.26	1.36	0.07	23.43	1.17
VD 0541	Soya bean, dry, raw (incl flour, incl paste, incl curd, incl sauce, excl oil)	RAC	0.02	0.47	0.01	0.77	0.02	9.12	0.18	8.05	0.16	0.10	0.00	6.06	0.12
OR 0541	Soya oil, refined	PP	0.001	19.06	0.02	21.06	0.02	5.94	0.01	33.78	0.03	40.05	0.04	13.39	0.01
VR 0577	Carrots, raw	RAC	0.11	26.26	2.89	27.13	2.98	10.07	1.11	16.49	1.81	44.69	4.92	8.75	0.96
VS 0620	Artichoke globe	RAC	0.145	0.98	0.14	3.65	0.53	0.10	0.01	1.67	0.24	0.26	0.04	NC	-
VS 0621	Asparagus	RAC	0.02	0.84	0.02	2.08	0.04	7.11	0.14	1.01	0.02	1.69	0.03	0.10	0.00
GC 0640	Barley, raw (incl malt extract, incl pot&pearled, incl flour & grits, incl malt, excl beer)	RAC	0.85	1.94	1.65	4.15	3.53	0.66	0.56	2.50	2.13	2.14	1.82	3.52	2.99
-	Barley beer	PP	0.013	180.21	2.34	259.46	3.37	45.91	0.60	172.36	2.24	234.42	3.05	65.30	0.85
GC 0647	Oats, raw	RAC	0.085	NC	-	NC	-	0.10	0.01	0.10	0.01	NC	-	0.23	0.02
CM 0649 (GC 0649)	Rice, husked, dry (incl polished, incl flour, incl starch, incl oil, incl beverages)	REP	0.275	20.96	5.76	16.04	4.41	339.67	93.41	75.51	20.77	16.86	4.64	86.13	23.69
GC 0650	Rye, raw	RAC	0.05	0.10	0.01	NC	-	0.10	0.01	0.10	0.01	NC	-	NC	-
GC 0653	Triticale, raw	RAC	0.05	NC	-	NC	-	0.10	0.01	0.10	0.01	NC	-	NC	-
GC 0654	Wheat, raw (incl bulgur, incl fermented beverages, incl germ, incl wholemeal bread, incl white flour products, incl white bread)	RAC	0.05	253.07	12.65	244.73	12.24	134.44	6.72	235.10	11.76	216.39	10.82	167.40	8.37
TN 0085	Tree nuts, raw (incl processed)	RAC	0	8.52	0.00	8.94	0.00	15.09	0.00	9.60	0.00	14.57	0.00	26.26	0.00
SO 0495	Rape seed, raw (incl oil)	RAC	0.1	32.68	3.27	19.91	1.99	7.83	0.78	15.69	1.57	NC	-	NC	-
OR 0691	Cotton seed oil, edible	PP	0	1.68	0.00	0.66	0.00	1.13	0.00	1.18	0.00	0.89	0.00	0.37	0.00
SO 0697	Peanuts, nutmeat, raw (incl roasted, incl oil, incl butter)	RAC	0.035	5.63	0.20	2.75	0.10	9.58	0.34	5.82	0.20	13.71	0.48	1.84	0.06
SO 0702	Sunflower seed, raw	RAC	0.04	0.10	0.00	1.32	0.05	0.10	0.00	1.17	0.05	NC	-	0.10	0.00
SM 0716	Coffee beans, roasted	PP	0.08	7.02	0.56	9.75	0.78	0.10	0.01	5.09	0.41	13.38	1.07	0.77	0.06
DH 1100	Hops, dry	RAC	9.65	NC	-	NC	-	0.10	0.97	0.10	0.97	NC	-	NC	-
MM 0095	MEAT FROM MAMMALS other than marine mammals, raw (incl prepared meat)	RAC	0	140.03	0.00	150.89	0.00	79.32	0.00	111.24	0.00	120.30	0.00	51.27	0.00
MO 0105	Edible offal (mammalian), raw	RAC	0.06	15.17	0.91	5.19	0.31	6.30	0.38	6.78	0.41	3.32	0.20	3.17	0.19
ML 0106	Milks, raw or skimmed (incl dairy products)	RAC	0	388.92	0.00	335.88	0.00	49.15	0.00	331.25	0.00	468.56	0.00	245.45	0.00
PM 0110	Poultry meat, raw (incl prepared)	RAC	0	73.76	0.00	53.86	0.00	23.98	0.00	87.12	0.00	53.38	0.00	84.45	0.00
PO 0111	Poultry edible offal, raw (incl prepared)	RAC	0.05	0.33	0.02	0.72	0.04	0.27	0.01	0.35	0.02	0.80	0.04	NC	-
PE 0112	Eggs, raw, (incl dried)	RAC	0	25.84	0.00	29.53	0.00	28.05	0.00	33.19	0.00	36.44	0.00	8.89	0.00
Total intake (µg/person)=				94.7			100.3			140.4			99.2		
Bodyweight per region (kg bw) =				60			60			55			60		

Annex 3

TEBUCONAZOLE (189)		International Estimated Daily Intake (IEDI)						ADI = 0–0.03 mg/kg bw						
Codex Code	Commodity description	Expr as	STMR mg/kg	Diets as g/person/day			Intake as µg/person/day							
				G07 diet	G07 intake	G08 diet	G08 intake	G09 diet	G09 intake	G10 diet	G10 intake	G11 diet	G11 intake	G12 diet
	ADI (µg/person)=			1800		1800		1650		1800		1800		1800
	%ADI=			5.3%		5.6%		8.5%		5.5%		4.7%		2.9%
	Rounded %ADI=			5%		6%		9%		6%		5%		3%

TEBUCONAZOLE (189)		International Estimated Daily Intake (IEDI)						ADI = 0–0.03 mg/kg bw					
Codex Code	Commodity description	Expr as	STMR mg/kg	Diets: g/person/day			Intake = daily intake: µg/person						
				G13 diet	G13 intake	G14 diet	G14 intake	G15 diet	G15 intake	G16 diet	G16 intake	G17 diet	G17 intake
FC 0002	Lemons and limes, raw (incl lemon juice) (incl kumquat commodities)	RAC	0.09	18.97	1.71	0.97	0.09	6.23	0.56	0.10	0.01	3.35	0.30
FC 0004	Oranges, sweet, sour, raw	RAC	0.01	1.18	0.01	1.11	0.01	14.28	0.14	0.10	0.00	1.08	0.01
JF 0004	Oranges, juice (single strength, incl. concentrated)	PP	0.0036	0.10	0.00	0.26	0.00	12.61	0.05	0.14	0.00	0.33	0.00
FP 0226	Apple, raw (incl cider, excl juice)	RAC	0.275	66.67	18.33	2.06	0.57	55.83	15.35	188.29	51.78	1.38	0.38
JF 0226	Apple juice, single strength (incl. concentrated)	PP	0.063	0.10	0.01	0.10	0.01	7.19	0.45	0.10	0.01	NC	-
FP 0230	Pear, raw	RAC	0.275	0.10	0.03	0.14	0.04	9.45	2.60	0.10	0.03	0.14	0.04
FS 0013	Cherries, raw	RAC	0.86	0.10	0.09	0.10	0.09	5.96	5.13	0.10	0.09	NC	-
FS 0014	Plums, raw (excl Chinese jujube)	RAC	0.08	0.10	0.01	0.10	0.01	15.56	1.24	0.10	0.01	NC	-
DF 0014	Plum, dried (prunes)	PP	0.232	0.10	0.02	0.10	0.02	0.37	0.09	0.10	0.02	NC	-
FS 2001	Peaches, nectarines, apricots, raw	RAC	0.46	0.10	0.05	0.10	0.05	9.93	4.57	0.10	0.05	NC	-
FB 0267	Elderberries, raw (incl processed)	RAC	0.345	0.71	0.24	3.52	1.21	NC	-	0.38	0.13	2.32	0.80
FB 0269	Grape, raw (incl juice, excl must, excl dried, excl wine)	RAC	0.72	0.15	0.11	0.38	0.27	15.73	11.33	0.10	0.07	0.10	0.07
DF 0269	Grape, dried (= currants, raisins and sultanas)	PP	0.86	0.10	0.09	0.13	0.11	1.06	0.91	0.10	0.09	0.10	0.09
-	Grape wine (incl vermouths)	PP	0.2	0.31	0.06	0.23	0.05	60.43	12.09	0.52	0.10	31.91	6.38
FT 0305	Table olive, raw (incl preserved)	RAC	0	0.10	0.00	0.10	0.00	1.75	0.00	0.10	0.00	0.24	0.00
FI 0327	Banana, raw (incl plantains) (incl dried)	RAC	0.07	20.88	1.46	81.15	5.68	24.58	1.72	37.92	2.65	310.23	21.72
FI 0345	Mango, raw	RAC	0.05	12.25	0.61	6.74	0.34	0.76	0.04	0.10	0.01	20.12	1.01
FI 0350	Papaya, raw	RAC	0.18	6.47	1.16	0.25	0.05	0.19	0.03	0.10	0.02	26.42	4.76
FI 0351	Passion fruit, raw	RAC	0.1	0.12	0.0120	0.10	0.0100	0.10	0.0100	0.18	0.0180	3.81	0.3810
VA 0381	Garlic, raw	RAC	0.02	0.82	0.02	2.06	0.04	3.79	0.08	0.10	0.00	0.29	0.01
VA 0384	Leek, raw	RAC	0.195	0.10	0.02	1.44	0.28	1.22	0.24	0.10	0.02	NC	-
-	Onions, mature bulbs, dry	RAC	0.055	9.01	0.50	20.24	1.11	30.90	1.70	9.61	0.53	2.11	0.12
-	Onions, green, raw	RAC	0.1	1.43	0.14	0.10	0.01	0.20	0.02	NC	-	6.30	0.63
010	BRASSICA	-	0.005	-	-	-	-	-	-	-	-	-	-
VB 0400	Broccoli, raw	RAC	0.015	0.10	0.00	0.10	0.00	2.13	0.03	0.10	0.00	NC	-
VB 0402	Brussels sprouts, raw	RAC	0.095	0.88	0.08	0.69	0.07	2.89	0.27	0.10	0.01	NC	-
VB 0404	Cauliflower, raw	RAC	0.05	0.10	0.01	0.10	0.01	2.73	0.14	0.10	0.01	NC	-
VC 0046	Melons, raw (excl watermelons)	RAC	0.02	0.19	0.00	0.10	0.00	4.98	0.10	0.10	0.00	NC	-
VC 0424	Cucumber, raw	RAC	0.05	0.68	0.03	1.81	0.09	10.40	0.52	0.10	0.01	0.10	0.01

Annex 3

TEBUCONAZOLE (189)

International Estimated Daily Intake (IEDI)

ADI = 0–0.03 mg/kg bw

Codex Code	Commodity description	Expr as	STMR mg/kg	Diets: g/person/day		Intake = daily intake: µg/person							
				G13 diet	G13 intake	G14 diet	G14 intake	G15 diet	G15 intake	G16 diet	G16 intake	G17 diet	G17 intake
VC 0431	Squash, summer, raw (= courgette, zucchini)	RAC	0.05	0.10	0.01	1.01	0.05	NC	-	1.91	0.10	NC	-
VO 0440	Egg plants, raw (= aubergines)	RAC	0.04	1.31	0.05	8.26	0.33	3.95	0.16	0.10	0.00	NC	-
-	Peppers, chili, dried	PP	1.85	0.58	1.07	1.27	2.35	1.21	2.24	0.12	0.22	NC	-
VO 0445	Peppers, sweet, raw	RAC	0.185	1.24	0.23	1.27	0.23	NC	-	0.10	0.02	NC	-
VO 0447	Sweet corn on the cob, raw (incl frozen, incl canned) (i.e. kernels plus cob without husks)	RAC	0.06	3.63	0.22	20.50	1.23	8.78	0.53	0.10	0.01	0.17	0.01
VO 0448	Tomato, raw	RAC	0.15	12.99	1.95	4.79	0.72	58.40	8.76	0.92	0.14	0.10	0.02
-	Tomato, paste (i.e. concentrated tomato sauce/puree)	PP	0.19	0.58	0.11	0.22	0.04	2.21	0.42	0.24	0.05	3.10	0.59
JF 0448	Tomato, juice (single strength, incl concentrated)	PP	0.033	0.10	0.00	0.10	0.00	0.42	0.01	0.10	0.00	0.10	0.00
VP 0061	Beans, green, with pods, raw: beans except broad bean & soya bean (i.e. immature seeds + pods) (Phaseolus spp)	RAC	0.32	NC	-	NC	-	NC	-	NC	-	NC	-
VD 0071	Beans, dry, raw (Phaseolus spp)	RAC	0.05	7.11	0.36	2.33	0.12	3.76	0.19	44.70	2.24	3.27	0.16
VD 0541	Soya bean, dry, raw (incl flour, incl paste, incl curd, incl sauce, excl oil)	RAC	0.02	2.89	0.06	0.21	0.00	0.48	0.01	3.16	0.06	0.26	0.01
OR 0541	Soya oil, refined	PP	0.001	2.32	0.00	2.54	0.00	18.70	0.02	2.51	0.00	6.29	0.01
VR 0577	Carrots, raw	RAC	0.11	2.07	0.23	3.00	0.33	25.29	2.78	0.10	0.01	NC	-
VS 0620	Artichoke globe	RAC	0.145	0.10	0.01	NC	-	0.10	0.01	0.10	0.01	NC	-
VS 0621	Asparagus	RAC	0.02	0.10	0.00	0.10	0.00	0.17	0.00	0.10	0.00	NC	-
GC 0640	Barley, raw (incl malt extract, incl pot&pearled, incl flour & grits, incl malt, excl beer)	RAC	0.85	8.50	7.23	0.17	0.14	3.92	3.33	0.10	0.09	6.34	5.39
-	Barley beer	PP	0.013	16.25	0.21	11.36	0.15	225.21	2.93	19.49	0.25	52.17	0.68
GC 0647	Oats, raw	RAC	0.085	0.10	0.01	0.10	0.01	NC	-	0.10	0.01	NC	-
CM 0649 (GC 0649)	Rice, husked, dry (incl polished, incl flour, incl starch, incl oil, incl beverages)	REP	0.275	52.55	14.45	286.02	78.66	18.64	5.13	19.67	5.41	75.09	20.65
GC 0650	Rye, raw	RAC	0.05	0.10	0.01	NC	-	NC	-	0.10	0.01	NC	-
GC 0653	Triticale, raw	RAC	0.05	0.10	0.01	NC	-	NC	-	NC	-	NC	-
GC 0654	Wheat, raw (incl bulgur, incl fermented beverages, incl germ, incl wholemeal bread, incl white flour products, incl white bread)	RAC	0.05	57.20	2.86	110.47	5.52	272.62	13.63	25.82	1.29	132.04	6.60
TN 0085	Tree nuts, raw (incl processed)	RAC	0	4.39	0.00	135.53	0.00	6.11	0.00	0.72	0.00	317.74	0.00
SO 0495	Rape seed, raw (incl oil)	RAC	0.1	0.19	0.02	0.10	0.01	12.07	1.21	0.10	0.01	NC	-
OR 0691	Cotton seed oil, edible	PP	0	1.28	0.00	0.10	0.00	0.45	0.00	0.42	0.00	0.15	0.00
SO 0697	Peanuts, nutmeat, raw (incl roasted, incl oil, incl butter)	RAC	0.035	18.82	0.66	0.57	0.02	2.28	0.08	6.90	0.24	0.53	0.02
SO 0702	Sunflower seed, raw	RAC	0.04	0.10	0.00	0.10	0.00	0.10	0.00	2.23	0.09	NC	-
SM 0716	Coffee beans, roasted	PP	0.08	0.10	0.01	0.41	0.03	7.50	0.60	0.10	0.01	0.10	0.01
DH 1100	Hops, dry	RAC	9.65	NC	-	NC	-	0.10	0.97	NC	-	NC	-
MM 0095	MEAT FROM MAMMALS other than marine mammals, raw (incl prepared meat)	RAC	0	29.18	0.00	50.89	0.00	121.44	0.00	22.58	0.00	72.14	0.00
MO 0105	Edible offal (mammalian), raw	RAC	0.06	4.64	0.28	1.97	0.12	10.01	0.60	3.27	0.20	3.98	0.24

Annex 3

TEBUCONAZOLE (189)		International Estimated Daily Intake (IEDI)						ADI = 0–0.03 mg/kg bw					
Codex Code	Commodity description	Expr as	STMR mg/kg	Diets: g/person/day		Intake = daily intake: µg/person							
				G13 diet	G13 intake	G14 diet	G14 intake	G15 diet	G15 intake	G16 diet	G16 intake	G17 diet	G17 intake
ML 0106	Milks, raw or skimmed (incl dairy products)	RAC	0	108.75	0.00	70.31	0.00	436.11	0.00	61.55	0.00	79.09	0.00
PM 0110	Poultry meat, raw (incl prepared)	RAC	0	3.92	0.00	12.03	0.00	57.07	0.00	5.03	0.00	55.56	0.00
PO 0111	Poultry edible offal, raw (incl prepared)	RAC	0.05	0.10	0.01	0.70	0.04	0.97	0.05	0.10	0.01	NC	-
PE 0112	Eggs, raw, (incl dried)	RAC	0	3.84	0.00	4.41	0.00	27.25	0.00	1.13	0.00	7.39	0.00
-	-	-	-	-	-	-	-	-	-	-	-	-	-
Total intake (µg/person)=				54.8		100.3		103.1		66.1		71.1	
Bodyweight per region (kg bw) =				60		60		60		60		60	
ADI (µg/person)=				1800		1800		1800		1800		1800	
%ADI=				3.0%		5.6%		5.7%		3.7%		3.9%	
Rounded %ADI=				3%		6%		6%		4%		4%	

Annex 3

TRIFLOXYSTROBIN (213)

International Estimated Daily Intake (IEDI)

ADI = 0–0.04 mg/kg bw

Codex Code	Commodity description	Expr as	STMR mg/kg	Diets as g/person/day		Intake as µg/person/day									
				G01 diet	G01 intake	G02 diet	G02 intake	G03 diet	G03 intake	G04 diet	G04 intake	G05 diet	G05 intake	G06 diet	G06 intake
FC 0001	Citrus fruit, raw (incl kumquat commodities)	RAC	0.095	32.25	3.06	11.67	1.11	16.70	1.59	76.01	7.22	33.90	3.22	92.97	8.83
JF 0001	Citrus fruit, juice	PP	0.018	1.30	0.02	2.37	0.04	0.22	0.00	13.88	0.25	0.75	0.01	2.63	0.05
FP 0009	Pome fruit, raw (incl cider, excl apple juice)	RAC	0.11	19.35	2.13	34.06	3.75	17.87	1.97	25.74	2.83	7.69	0.85	56.85	6.25
JF 0226	Apple juice, single strength (incl. concentrated)	PP	0.018	0.32	0.01	3.07	0.06	0.10	0.00	5.00	0.09	0.29	0.01	5.57	0.10
FS 0012	Stone fruits, raw (incl dried apricots, excl dried plums)	RAC	0.38	11.33	4.31	23.62	8.98	0.24	0.09	11.32	4.30	2.28	0.87	33.26	12.64
DF 0014	Plum, dried (prunes)	PP	0.57	0.10	0.06	0.10	0.06	0.10	0.06	0.18	0.10	0.10	0.06	0.10	0.06
FB 0269	Grape, raw	RAC	0.15	12.68	1.90	9.12	1.37	0.10	0.02	16.88	2.53	3.70	0.56	54.42	8.16
-	Grape must	PP	0.07	0.33	0.02	0.13	0.01	0.10	0.01	0.10	0.01	0.10	0.01	0.10	0.01
DF 0269	Grape, dried (= currants, raisins and sultanas)	PP	0.345	0.51	0.18	0.51	0.18	0.10	0.03	1.27	0.44	0.12	0.04	2.07	0.71
JF 0269	Grape juice	PP	0.036	0.14	0.01	0.29	0.01	0.10	0.00	0.30	0.01	0.24	0.01	0.10	0.00
-	Grape wine (incl vermouths)	PP	0.023	0.67	0.02	12.53	0.29	2.01	0.05	1.21	0.03	3.53	0.08	4.01	0.09
FB 0275	Strawberry, raw	RAC	0.335	0.70	0.23	2.01	0.67	0.10	0.03	1.36	0.46	0.37	0.12	2.53	0.85
FT 0305	Table olive, raw (incl preserved)	RAC	0.085	0.70	0.06	0.32	0.03	0.10	0.01	1.53	0.13	0.17	0.01	1.85	0.16
FI 0327	Banana, raw (incl plantains) (incl dried)	RAC	0.02	5.06	0.10	6.91	0.14	37.17	0.74	31.16	0.62	40.21	0.80	18.96	0.38
FI 0350	Papaya, raw	RAC	0.2	0.35	0.07	0.10	0.02	3.05	0.61	0.80	0.16	7.28	1.46	1.00	0.20
VA 0384	Leek, raw	RAC	0.31	0.18	0.06	1.59	0.49	0.10	0.03	0.28	0.09	0.10	0.03	3.21	1.00
VB 0041	Cabbages, head, raw	RAC	0.01	2.73	0.03	27.92	0.28	0.55	0.01	4.47	0.04	4.27	0.04	10.25	0.10
VB 0042	Flowerhead brassicas, raw	RAC	0.17	2.96	0.50	0.57	0.10	0.10	0.02	4.17	0.71	7.79	1.32	3.64	0.62
VB 0402	Brussels sprouts, raw	RAC	0.17	0.63	0.11	6.41	1.09	0.13	0.02	1.03	0.18	NC	-	2.35	0.40
VC 0045	Fruiting vegetables, cucurbits, raw	RAC	0.095	53.14	5.05	86.21	8.19	6.28	0.60	92.76	8.81	15.64	1.49	155.30	14.75
VO 0440	Egg plants, raw (= aubergines)	RAC	0.08	5.58	0.45	4.31	0.34	0.89	0.07	9.31	0.74	13.64	1.09	20.12	1.61
VO 0445	Peppers, sweet, raw (incl dried)	RAC	0.1	4.49	0.45	6.44	0.64	7.21	0.72	5.68	0.57	9.52	0.95	8.92	0.89
VO 0448	Tomato, raw (incl juice, incl canned, excl paste)	RAC	0.08	42.41	3.39	76.50	6.12	10.69	0.86	85.07	6.81	24.98	2.00	203.44	16.28
-	Tomato, paste (i.e. concentrated tomato sauce/puree)	PP	0.13	2.34	0.30	1.33	0.17	1.57	0.20	4.24	0.55	0.34	0.04	2.83	0.37
VL 0482	Lettuce, head, raw	RAC	5.55	NC	-	NC	-	NC	-	NC	-	NC	-	NC	-
VL 0494	Radish leaves, raw	RAC	1.4	0.26	0.36	0.45	0.63	0.28	0.39	0.68	0.95	NC	-	0.33	0.46
VL 0502	Spinach, raw	RAC	7.6	0.74	5.62	0.22	1.67	0.10	0.76	0.91	6.92	0.10	0.76	2.92	22.19
VD 0071	Beans, dry, raw (Phaseolus spp)	RAC	0.021	2.39	0.05	1.61	0.03	10.47	0.22	1.84	0.04	12.90	0.27	7.44	0.16
VD 0072	Peas, dry, raw (Pisum spp, Vigna spp): garden peas & field peas & cow peas	RAC	0.021	1.67	0.04	3.22	0.07	2.66	0.06	1.51	0.03	2.91	0.06	0.24	0.01
VD 0533	Lentil, dry, raw (Ervum lens)	RAC	0.021	2.12	0.04	0.10	0.00	0.10	0.00	3.21	0.07	1.60	0.03	4.90	0.10
VD 0541	Soya bean, dry, raw (incl paste, incl curd, incl oil, incl sauce)	RAC	0.01	72.79	0.73	59.05	0.59	20.55	0.21	74.20	0.74	61.12	0.61	73.24	0.73
VR 0494	Radish roots, raw	RAC	0.065	2.31	0.15	4.09	0.27	2.53	0.16	6.15	0.40	5.88	0.38	2.97	0.19
VR 0577	Carrots, raw	RAC	0.035	9.51	0.33	30.78	1.08	0.37	0.01	8.75	0.31	2.80	0.10	6.10	0.21
VR 0589	Potato, raw (incl flour, incl frozen, incl starch, incl tapioca)	RAC	0.02	59.74	1.19	316.14	6.32	9.78	0.20	60.26	1.21	54.12	1.08	119.82	2.40
VR 0596	Sugar beet, raw	RAC	0.02	NC	-	NC	-	NC	-	NC	-	0.10	0.00	NC	-
-	Sugar beet, sugar	PP	0.0036	0.10	0.00	NC	-	0.10	0.00	0.10	0.00	0.10	0.00	12.63	0.05
VS 0621	Asparagus	RAC	0	0.10	0.00	0.10	0.00	0.10	0.00	0.10	0.00	0.10	0.00	0.21	0.00

Annex 3

602

TRIFLOXYSTROBIN (213)

International Estimated Daily Intake (IEDI)

ADI = 0–0.04 mg/kg bw

Codex Code	Commodity description	Expr as	STMR mg/kg	Diets as g/person/day				Intake as µg/person/day							
				G01 diet	G01 intake	G02 diet	G02 intake	G03 diet	G03 intake	G04 diet	G04 intake	G05 diet	G05 intake	G06 diet	G06 intake
VS 0624	Celery	RAC	0.18	2.14	0.39	3.79	0.68	2.35	0.42	5.69	1.02	0.10	0.02	2.75	0.50
GC 0640	Barley, raw (incl malt extract, incl pot&pearled, incl flour & grits, incl beer, incl malt)	RAC	0.04	19.91	0.80	31.16	1.25	5.04	0.20	3.10	0.12	9.77	0.39	4.31	0.17
GC 0645	Maize, raw (incl glucose & dextrose & isoglucose, incl flour, incl oil, incl beer, incl germ, incl starch)	RAC	0.02	29.81	0.60	44.77	0.90	108.95	2.18	52.37	1.05	60.28	1.21	75.69	1.51
CM 0649 (GC 0649)	Rice, husked, dry (incl flour, incl oil, incl beverages, incl starch, excl polished)	REP	0.16	1.26	0.20	1.58	0.25	31.05	4.97	5.43	0.87	0.90	0.14	2.18	0.35
CM 1205	Rice polished, dry	PP	0.029	34.21	0.99	10.39	0.30	41.72	1.21	82.38	2.39	150.24	4.36	70.47	2.04
GC 0654	Wheat, raw (incl bulgur, incl fermented beverages, incl white flour products, incl white bread, excl germ, excl wholemeal bread)	RAC	0.02	381.15	7.62	341.54	6.83	38.34	0.77	281.88	5.64	172.79	3.46	434.06	8.68
CF 1210	Wheat, germ	PP	0.013	NC	-	NC	-	0.10	0.00	0.10	0.00	0.14	0.00	0.10	0.00
CF 0654	Wheat, bran	PP	0.062	NC	-	NC	-	NC	-	NC	-	NC	-	NC	-
CF 1212	Wheat, wholemeal flour	PP	0.01	NC	-	NC	-	NC	-	NC	-	NC	-	NC	-
CP 1212	Wheat, wholemeal bread	PP	0.005	0.10	0.00	0.10	0.00	0.10	0.00	0.10	0.00	0.10	0.00	0.10	0.00
CF 1211	Wheat, white flour (incl white flour products: starch, gluten, macaroni, pastry)	PP	0.008	301.49	2.41	269.27	2.15	30.33	0.24	222.94	1.78	136.12	1.09	343.34	2.75
TN 0085	Tree nuts, raw (incl processed)	RAC	0	4.06	0.00	3.27	0.00	7.01	0.00	13.93	0.00	14.01	0.00	9.36	0.00
-	Olive oil (virgin and residue oil)	PP	0.353	2.17	0.77	0.13	0.05	0.10	0.04	1.32	0.47	0.10	0.04	2.76	0.97
SO 0691	Cotton seed, raw	RAC	0.03	NC	-	NC	-	NC	-	NC	-	NC	-	NC	-
OR 0691	Cotton seed oil, edible	PP	0.0006	3.22	0.00	1.54	0.00	1.01	0.00	0.74	0.00	1.12	0.00	2.93	0.00
SO 0697	Peanuts, nutmeat, raw (incl roasted, incl oil, incl butter)	RAC	0	1.30	0.00	1.23	0.00	12.62	0.00	2.87	0.00	6.59	0.00	2.67	0.00
DH 1100	Hops, dry	RAC	9.95	0.10	1.00	0.10	1.00	0.10	1.00	0.10	1.00	NC	-	0.10	1.00
MM 0095	MEAT FROM MAMMALS other than marine mammals, raw (incl prepared meat) -80% as muscle	RAC	0	24.96	0.00	57.95	0.00	16.70	0.00	38.38	0.00	26.46	0.00	29.00	0.00
MM 0095	MEAT FROM MAMMALS other than marine mammals, raw (incl prepared meat) - 20% as fat	RAC	0.006	6.24	0.04	14.49	0.09	4.18	0.03	9.60	0.06	6.62	0.04	7.25	0.04
MF 0100	Mammalian fats, raw, excl milk fats (incl rendered fats)	RAC	0.006	3.29	0.02	6.14	0.04	0.82	0.00	1.57	0.01	2.23	0.01	1.07	0.01
MO 0105	Edible offal (mammalian), raw	RAC	0.008	4.79	0.04	9.68	0.08	2.97	0.02	5.49	0.04	3.84	0.03	5.03	0.04
ML 0106	Milks, raw or skimmed (incl dairy products)	RAC	0	289.65	0.00	485.88	0.00	26.92	0.00	239.03	0.00	199.91	0.00	180.53	0.00
PM 0110	Poultry meat, raw (incl prepared) - 90% as muscle	RAC	0	13.17	0.00	26.78	0.00	7.24	0.00	116.71	0.00	22.54	0.00	32.09	0.00
PM 0110	Poultry meat, raw (incl prepared) - 10% as fat	RAC	0	1.46	0.00	2.98	0.00	0.80	0.00	12.97	0.00	2.50	0.00	3.57	0.00
PF 0111	Poultry fat, raw (incl rendered)	RAC	0	0.10	0.00	0.10	0.00	NC	-	0.10	0.00	0.10	0.00	0.10	0.00
PO 0111	Poultry edible offal, raw (incl prepared)	RAC	0	0.12	0.00	0.12	0.00	0.11	0.00	5.37	0.00	0.24	0.00	0.10	0.00
PE 0112	Eggs, raw, (incl dried)	RAC	0	7.84	0.00	23.08	0.00	2.88	0.00	14.89	0.00	9.81	0.00	14.83	0.00
Total intake (µg/person)=				45.9				58.4				20.8			
Bodyweight per region (kg bw) =				60				60				60			

Annex 3

TRIFLOXYSTROBIN (213)		International Estimated Daily Intake (IEDI)						ADI = 0–0.04 mg/kg bw						
Codex Code	Commodity description	Expr as	STMR mg/kg	Diets as g/person/day			Intake as µg/person/day							
				G01 diet	G01 intake	G02 diet	G02 intake	G03 diet	G03 intake	G04 diet	G04 intake	G05 diet	G05 intake	G06 diet
	ADI (µg/person)=			2400		2400		2400		2400		2400		2400
	%ADI=			1.9%		2.4%		0.9%		2.6%		1.2%		5.0%
	Rounded %ADI=			2%		2%		1%		3%		1%		5%

TRIFLOXYSTROBIN (213)		International Estimated Daily Intake (IEDI)						ADI = 0–0.04 mg/kg bw							
Codex Code	Commodity description	Expr as	STMR mg/kg	Diets as g/person/day			Intake as µg/person/day								
				G07 diet	G07 intake	G08 diet	G08 intake	G09 diet	G09 intake	G10 diet	G10 intake	G11 diet	G11 intake	G12 diet	G12 intake
FC 0001	Citrus fruit, raw (incl kumquat commodities)	RAC	0.095	38.66	3.67	54.93	5.22	26.36	2.50	51.46	4.89	51.06	4.85	466.36	44.30
JF 0001	Citrus fruit, juice	PP	0.018	36.84	0.66	3.75	0.07	0.30	0.01	21.62	0.39	21.82	0.39	46.67	0.84
FP 0009	Pome fruit, raw (incl cider, excl apple juice)	RAC	0.11	51.09	5.62	65.40	7.19	42.71	4.70	45.29	4.98	62.51	6.88	7.74	0.85
JF 0226	Apple juice, single strength (incl. concentrated)	PP	0.018	14.88	0.27	11.98	0.22	0.15	0.00	9.98	0.18	30.32	0.55	3.47	0.06
FS 0012	Stone fruits, raw (incl dried apricots, excl dried plums)	RAC	0.38	18.18	6.91	23.83	9.06	14.27	5.42	18.52	7.04	9.35	3.55	0.11	0.04
DF 0014	Plum, dried (prunes)	PP	0.57	0.61	0.35	0.35	0.20	0.10	0.06	0.35	0.20	0.49	0.28	0.13	0.07
FB 0269	Grape, raw	RAC	0.15	6.33	0.95	11.22	1.68	5.21	0.78	9.38	1.41	4.55	0.68	0.78	0.12
-	Grape must	PP	0.07	0.16	0.01	0.10	0.01	0.10	0.01	0.12	0.01	0.11	0.01	NC	-
DF 0269	Grape, dried (= currants, raisins and sultanas)	PP	0.345	3.09	1.07	1.51	0.52	0.10	0.03	1.38	0.48	4.26	1.47	0.42	0.14
JF 0269	Grape juice	PP	0.036	0.56	0.02	1.96	0.07	0.10	0.00	2.24	0.08	2.27	0.08	0.34	0.01
-	Grape wine (incl vermouths)	PP	0.023	88.93	2.05	62.41	1.44	1.84	0.04	25.07	0.58	61.17	1.41	5.84	0.13
FB 0275	Strawberry, raw	RAC	0.335	4.49	1.50	5.66	1.90	0.10	0.03	6.63	2.22	5.75	1.93	0.10	0.03
FT 0305	Table olive, raw (incl preserved)	RAC	0.085	2.00	0.17	2.48	0.21	0.10	0.01	1.21	0.10	1.64	0.14	0.27	0.02
FI 0327	Banana, raw (incl plantains) (incl dried)	RAC	0.02	25.14	0.50	23.37	0.47	23.06	0.46	23.40	0.47	18.44	0.37	39.29	0.79
FI 0350	Papaya, raw	RAC	0.2	0.31	0.06	0.18	0.04	1.50	0.30	0.51	0.10	0.54	0.11	1.08	0.22
VA 0384	Leek, raw	RAC	0.31	4.01	1.24	4.41	1.37	0.72	0.22	0.54	0.17	16.41	5.09	0.10	0.03
VB 0041	Cabbages, head, raw	RAC	0.01	8.97	0.09	27.12	0.27	1.44	0.01	24.96	0.25	4.55	0.05	11.23	0.11
VB 0042	Flowerhead brassicas, raw	RAC	0.17	9.50	1.62	6.77	1.15	9.03	1.54	3.21	0.55	9.36	1.59	0.87	0.15
VB 0402	Brussels sprouts, raw	RAC	0.17	2.24	0.38	2.67	0.45	6.23	1.06	0.32	0.05	4.19	0.71	2.58	0.44
VC 0045	Fruiting vegetables, cucurbits, raw	RAC	0.095	27.81	2.64	41.93	3.98	123.30	11.71	49.47	4.70	15.95	1.52	35.99	3.42
VO 0440	Egg plants, raw (= aubergines)	RAC	0.08	1.01	0.08	1.69	0.14	21.37	1.71	3.00	0.24	1.40	0.11	NC	-
VO 0445	Peppers, sweet, raw (incl dried)	RAC	0.1	0.82	0.08	1.53	0.15	10.85	1.09	4.59	0.46	1.84	0.18	2.00	0.20
VO 0448	Tomato, raw (incl juice, incl canned, excl paste)	RAC	0.08	44.88	3.59	55.49	4.44	35.44	2.84	75.65	6.05	27.00	2.16	9.61	0.77
-	Tomato, paste (i.e. concentrated tomato sauce/puree)	PP	0.13	4.96	0.64	3.20	0.42	0.15	0.02	1.61	0.21	6.88	0.89	0.52	0.07
VL 0482	Lettuce, head, raw	RAC	5.55	NC	-	NC	-	NC	-	NC	-	NC	-	NC	-
VL 0494	Radish leaves, raw	RAC	1.4	NC	-	NC	-	NC	-	3.78	5.29	NC	-	0.48	0.67
VL 0502	Spinach, raw	RAC	7.6	2.20	16.72	1.76	13.38	13.38	101.69	2.94	22.34	5.53	42.03	0.10	0.76
VD 0071	Beans, dry, raw (Phaseolus spp)	RAC	0.021	1.51	0.03	1.50	0.03	1.90	0.04	5.11	0.11	1.36	0.03	23.43	0.49
VD 0072	Peas, dry, raw (Pisum spp, Vigna spp): garden peas & field peas & cow peas	RAC	0.021	3.80	0.08	1.25	0.03	1.06	0.02	2.33	0.05	2.70	0.06	3.83	0.08

Annex 3

604

TRIFLOXYSTROBIN (213)		International Estimated Daily Intake (IEDI)								ADI = 0–0.04 mg/kg bw					
Codex Code	Commodity description	Expr as	STMR mg/kg	Diets as g/person/day				Intake as µg/person/day							
				G07 diet	G07 intake	G08 diet	G08 intake	G09 diet	G09 intake	G10 diet	G10 intake	G11 diet	G11 intake	G12 diet	G12 intake
VD 0533	Lentil, dry, raw (Ervum lens)	RAC	0.021	0.95	0.02	1.18	0.02	0.40	0.01	0.96	0.02	0.71	0.01	1.28	0.03
VD 0541	Soya bean, dry, raw (incl paste, incl curd, incl oil, incl sauce)	RAC	0.01	106.33	1.06	117.78	1.18	42.12	0.42	195.70	1.96	222.52	2.23	80.47	0.80
VR 0494	Radish roots, raw	RAC	0.065	3.83	0.25	11.99	0.78	NC	-	5.26	0.34	2.19	0.14	4.37	0.28
VR 0577	Carrots, raw	RAC	0.035	26.26	0.92	27.13	0.95	10.07	0.35	16.49	0.58	44.69	1.56	8.75	0.31
VR 0589	Potato, raw (incl flour, incl frozen, incl starch, incl tapioca)	RAC	0.02	225.03	4.50	234.24	4.68	71.48	1.43	177.55	3.55	234.55	4.69	37.71	0.75
VR 0596	Sugar beet, raw	RAC	0.02	0.10	0.00	NC	-	0.10	0.00	0.10	0.00	NC	-	NC	-
-	Sugar beet, sugar	PP	0.0036	0.10	0.00	NC	-	0.10	0.00	NC	-	NC	-	NC	-
VS 0621	Asparagus	RAC	0	0.84	0.00	2.08	0.00	7.11	0.00	1.01	0.00	1.69	0.00	0.10	0.00
VS 0624	Celery	RAC	0.18	7.68	1.38	2.85	0.51	NC	-	3.34	0.60	16.83	3.03	4.04	0.73
GC 0640	Barley, raw (incl malt extract, incl pot&pearled, incl flour & grits, incl beer, incl malt)	RAC	0.04	36.18	1.45	53.45	2.14	9.39	0.38	35.25	1.41	46.68	1.87	15.92	0.64
GC 0645	Maize, raw (incl glucose & dextrose & isoglucose, incl flour, incl oil, incl beer, incl germ, incl starch)	RAC	0.02	18.51	0.37	26.18	0.52	26.04	0.52	39.99	0.80	7.36	0.15	64.58	1.29
CM 0649 (GC 0649)	Rice, husked, dry (incl flour, incl oil, incl beverages, incl starch, excl polished)	REP	0.16	3.70	0.59	2.11	0.34	1.51	0.24	1.75	0.28	0.29	0.05	5.12	0.82
CM 1205	Rice polished, dry	PP	0.029	13.38	0.39	10.80	0.31	262.08	7.60	57.16	1.66	12.83	0.37	62.78	1.82
GC 0654	Wheat, raw (incl bulgur, incl fermented beverages, incl white flour products, incl white bread, excl wholemeal bread)	RAC	0.02	253.03	5.06	244.72	4.89	134.44	2.69	235.10	4.70	216.33	4.33	167.38	3.35
CF 1210	Wheat, germ	PP	0.013	0.97	0.01	0.10	0.00	0.10	0.00	0.10	0.00	NC	-	0.10	0.00
CF 0654	Wheat, bran	PP	0.062	NC	-	NC	-	NC	-	NC	-	NC	-	NC	-
CF 1212	Wheat, wholemeal flour	PP	0.01	NC	-	NC	-	NC	-	NC	-	NC	-	NC	-
CP 1212	Wheat, wholemeal bread	PP	0.005	0.10	0.00	0.10	0.00	0.10	0.00	0.10	0.00	0.10	0.00	0.10	0.00
CF 1211	Wheat, white flour (incl white flour products: starch, gluten, macaroni, pastry)	PP	0.008	199.38	1.60	193.50	1.55	106.30	0.85	185.31	1.48	171.11	1.37	132.37	1.06
TN 0085	Tree nuts, raw (incl processed)	RAC	0	8.52	0.00	8.94	0.00	15.09	0.00	9.60	0.00	14.57	0.00	26.26	0.00
-	Olive oil (virgin and residue oil)	PP	0.353	3.40	1.20	9.49	3.35	0.10	0.04	4.28	1.51	2.74	0.97	0.48	0.17
SO 0691	Cotton seed, raw	RAC	0.03	NC	-	NC	-	NC	-	NC	-	NC	-	NC	-
OR 0691	Cotton seed oil, edible	PP	0.0006	1.68	0.00	0.66	0.00	1.13	0.00	1.18	0.00	0.89	0.00	0.37	0.00
SO 0697	Peanuts, nutmeat, raw (incl roasted, incl oil, incl butter)	RAC	0	5.63	0.00	2.75	0.00	9.58	0.00	5.82	0.00	13.71	0.00	1.84	0.00
DH 1100	Hops, dry	RAC	9.95	NC	-	NC	-	0.10	1.00	0.10	1.00	NC	-	NC	-
MM 0095	MEAT FROM MAMMALS other than marine mammals, raw (incl prepared meat) -80% as muscle	RAC	0	112.02	0.00	120.71	0.00	63.46	0.00	88.99	0.00	96.24	0.00	41.02	0.00
MM 0095	MEAT FROM MAMMALS other than marine mammals, raw (incl prepared meat) - 20% as fat	RAC	0.006	28.01	0.17	30.18	0.18	15.86	0.10	22.25	0.13	24.06	0.14	10.25	0.06

Annex 3

TRIFLOXYSTROBIN (213)		International Estimated Daily Intake (IEDI)								ADI = 0–0.04 mg/kg bw					
Codex Code	Commodity description	Expr as	STMR mg/kg	Diets as g/person/day				Intake as µg/person/day							
				G07 diet	G07 intake	G08 diet	G08 intake	G09 diet	G09 intake	G10 diet	G10 intake	G11 diet	G11 intake	G12 diet	G12 intake
MF 0100	Mammalian fats, raw, excl milk fats (incl rendered fats)	RAC	0.006	6.44	0.04	15.51	0.09	3.79	0.02	8.29	0.05	18.44	0.11	8.00	0.05
MO 0105	Edible offal (mammalian), raw	RAC	0.008	15.17	0.12	5.19	0.04	6.30	0.05	6.78	0.05	3.32	0.03	3.17	0.03
ML 0106	Milks, raw or skimmed (incl dairy products)	RAC	0	388.92	0.00	335.88	0.00	49.15	0.00	331.25	0.00	468.56	0.00	245.45	0.00
PM 0110	Poultry meat, raw (incl prepared) - 90% as muscle	RAC	0	66.38	0.00	48.47	0.00	21.58	0.00	78.41	0.00	48.04	0.00	76.01	0.00
PM 0110	Poultry meat, raw (incl prepared) - 10% as fat	RAC	0	7.38	0.00	5.39	0.00	2.40	0.00	8.71	0.00	5.34	0.00	8.45	0.00
PF 0111	Poultry fat, raw (incl rendered)	RAC	0	0.10	0.00	0.10	0.00	NC	-	0.10	0.00	0.71	0.00	NC	-
PO 0111	Poultry edible offal, raw (incl prepared)	RAC	0	0.33	0.00	0.72	0.00	0.27	0.00	0.35	0.00	0.80	0.00	NC	-
PE 0112	Eggs, raw, (incl dried)	RAC	0	25.84	0.00	29.53	0.00	28.05	0.00	33.19	0.00	36.44	0.00	8.89	0.00
-	-	-	-	-	-	-	-	-	-	-	-	-	-	-	-
Total intake (µg/person)=				70.1		75.6		152.0		83.7		98.1		67.0	
Bodyweight per region (kg bw) =				60		60		55		60		60		60	
ADI (µg/person)=				2400		2400		2200		2400		2400		2400	
%ADI=				2.9%		3.2%		6.9%		3.5%		4.1%		2.8%	
Rounded %ADI=				3%		3%		7%		3%		4%		3%	

TRIFLOXYSTROBIN (213)		International Estimated Daily Intake (IEDI)								ADI = 0–0.04 mg/kg bw					
Codex Code	Commodity description	Expr as	STMR mg/kg	Diets: g/person/day				Intake = daily intake: µg/person							
				G13 diet	G13 intake	G14 diet	G14 intake	G15 diet	G15 intake	G16 diet	G16 intake	G17 diet	G17 intake		
FC 0001	Citrus fruit, raw (incl kumquat commodities)	RAC	0.095	20.93	1.99	2.35	0.22	30.71	2.92	0.15	0.01	4.45	0.42		
JF 0001	Citrus fruit, juice	PP	0.018	0.11	0.00	0.29	0.01	13.55	0.24	0.14	0.00	0.33	0.01		
FP 0009	Pome fruit, raw (incl cider, excl apple juice)	RAC	0.11	68.85	7.57	10.93	1.20	70.82	7.79	189.78	20.88	19.56	2.15		
JF 0226	Apple juice, single strength (incl. concentrated)	PP	0.018	0.10	0.00	0.10	0.00	7.19	0.13	0.10	0.00	NC	-		
FS 0012	Stone fruits, raw (incl dried apricots, excl dried plums)	RAC	0.38	0.10	0.04	0.10	0.04	32.27	12.26	0.10	0.04	NC	-		
DF 0014	Plum, dried (prunes)	PP	0.57	0.10	0.06	0.10	0.06	0.37	0.21	0.10	0.06	NC	-		
FB 0269	Grape, raw	RAC	0.15	0.14	0.02	0.36	0.05	15.22	2.28	0.10	0.02	0.10	0.02		
-	Grape must	PP	0.07	0.10	0.01	0.10	0.01	0.11	0.01	0.10	0.01	0.19	0.01		
DF 0269	Grape, dried (= currants, raisins and sultanas)	PP	0.345	0.10	0.03	0.13	0.04	1.06	0.37	0.10	0.03	0.10	0.03		
JF 0269	Grape juice	PP	0.036	0.10	0.00	0.10	0.00	0.41	0.01	0.10	0.00	NC	-		
-	Grape wine (incl vermouths)	PP	0.023	0.31	0.01	0.23	0.01	60.43	1.39	0.52	0.01	31.91	0.73		
FB 0275	Strawberry, raw	RAC	0.335	0.10	0.03	0.10	0.03	3.35	1.12	0.10	0.03	0.10	0.03		
FT 0305	Table olive, raw (incl preserved)	RAC	0.085	0.10	0.01	0.10	0.01	1.75	0.15	0.10	0.01	0.24	0.02		
FI 0327	Banana, raw (incl plantains) (incl dried)	RAC	0.02	20.88	0.42	81.15	1.62	24.58	0.49	37.92	0.76	310.23	6.20		
FI 0350	Papaya, raw	RAC	0.2	6.47	1.29	0.25	0.05	0.19	0.04	0.10	0.02	26.42	5.28		
VA 0384	Leek, raw	RAC	0.31	0.10	0.03	1.44	0.45	1.22	0.38	0.10	0.03	NC	-		

Annex 3

909

TRIFLOXYSTROBIN (213)		International Estimated Daily Intake (IEDI)						ADI = 0–0.04 mg/kg bw					
Codex Code	Commodity description	Expr as	STMR mg/kg	Diets: g/person/day		Intake = daily intake: µg/person							
				G13 diet	G13 intake	G14 diet	G14 intake	G15 diet	G15 intake	G16 diet	G16 intake	G17 diet	G17 intake
VB 0041	Cabbages, head, raw	RAC	0.01	3.82	0.04	2.99	0.03	49.16	0.49	0.10	0.00	NC	-
VB 0042	Flowerhead brassicas, raw	RAC	0.17	0.10	0.02	0.10	0.02	4.86	0.83	0.10	0.02	NC	-
VB 0402	Brussels sprouts, raw	RAC	0.17	0.88	0.15	0.69	0.12	2.89	0.49	0.10	0.02	NC	-
VC 0045	Fruiting vegetables, cucurbits, raw	RAC	0.095	5.96	0.57	9.74	0.93	51.82	4.92	13.61	1.29	0.10	0.01
VO 0440	Egg plants, raw (= aubergines)	RAC	0.08	1.31	0.10	8.26	0.66	3.95	0.32	0.10	0.01	NC	-
VO 0445	Peppers, sweet, raw (incl dried)	RAC	0.1	5.49	0.55	10.57	1.06	8.84	0.88	0.91	0.09	NC	-
VO 0448	Tomato, raw (incl juice, incl canned, excl paste)	RAC	0.08	13.17	1.05	4.92	0.39	62.69	5.02	1.04	0.08	0.11	0.01
-	Tomato, paste (i.e. concentrated tomato sauce/puree)	PP	0.13	0.58	0.08	0.22	0.03	2.21	0.29	0.24	0.03	3.10	0.40
VL 0482	Lettuce, head, raw	RAC	5.55	NC	-	NC	-	NC	-	NC	-	NC	-
VL 0494	Radish leaves, raw	RAC	1.4	0.44	0.62	0.32	0.45	NC	-	0.30	0.42	0.59	0.83
VL 0502	Spinach, raw	RAC	7.6	0.17	1.29	0.10	0.76	0.81	6.16	0.10	0.76	NC	-
VD 0071	Beans, dry, raw (Phaseolus spp)	RAC	0.021	7.11	0.15	2.33	0.05	3.76	0.08	44.70	0.94	3.27	0.07
VD 0072	Peas, dry, raw (Pisum spp, Vigna spp): garden peas & field peas & cow peas	RAC	0.021	14.30	0.30	3.51	0.07	3.52	0.07	7.89	0.17	0.74	0.02
VD 0533	Lentil, dry, raw (Ervum lens)	RAC	0.021	0.67	0.01	7.26	0.15	0.37	0.01	0.10	0.00	NC	-
VD 0541	Soya bean, dry, raw (incl paste, incl curd, incl oil, incl sauce)	RAC	0.01	15.80	0.16	14.29	0.14	104.36	1.04	17.11	0.17	35.20	0.35
VR 0494	Radish roots, raw	RAC	0.065	3.96	0.26	2.86	0.19	3.30	0.21	2.67	0.17	5.34	0.35
VR 0577	Carrots, raw	RAC	0.035	2.07	0.07	3.00	0.11	25.29	0.89	0.10	0.00	NC	-
VR 0589	Potato, raw (incl flour, incl frozen, incl starch, incl tapioca)	RAC	0.02	23.96	0.48	13.56	0.27	213.41	4.27	104.35	2.09	8.56	0.17
VR 0596	Sugar beet, raw	RAC	0.02	0.10	0.00	NC	-	NC	-	NC	-	NC	-
-	Sugar beet, sugar	PP	0.0036	0.56	0.00	0.24	0.00	NC	-	NC	-	5.13	0.02
VS 0621	Asparagus	RAC	0	0.10	0.00	0.10	0.00	0.17	0.00	0.10	0.00	NC	-
VS 0624	Celery	RAC	0.18	3.66	0.66	2.65	0.48	4.84	0.87	2.47	0.44	4.94	0.89
GC 0640	Barley, raw (incl malt extract, incl pot&pearled, incl flour & grits, incl beer, incl malt)	RAC	0.04	11.58	0.46	2.33	0.09	46.71	1.87	3.72	0.15	16.26	0.65
GC 0645	Maize, raw (incl glucose & dextrose & isoglucose, incl flour, incl oil, incl beer, incl germ, incl starch)	RAC	0.02	116.66	2.33	10.52	0.21	38.46	0.77	76.60	1.53	34.44	0.69
CM 0649 (GC 0649)	Rice, husked, dry (incl flour, incl oil, incl beverages, incl starch, excl polished)	REP	0.16	13.58	2.17	4.29	0.69	2.17	0.35	0.10	0.02	8.84	1.41
CM 1205	Rice polished, dry	PP	0.029	30.20	0.88	218.34	6.33	12.77	0.37	15.24	0.44	51.35	1.49
GC 0654	Wheat, raw (incl bulgur, incl fermented beverages, incl white flour products, incl white bread, excl germ, excl wholemeal bread)	RAC	0.02	57.19	1.14	110.46	2.21	272.58	5.45	25.81	0.52	132.04	2.64
CF 1210	Wheat, germ	PP	0.013	0.10	0.00	0.10	0.00	0.10	0.00	0.10	0.00	NC	-
CF 0654	Wheat, bran	PP	0.062	NC	-	NC	-	NC	-	NC	-	NC	-
CF 1212	Wheat, wholemeal flour	PP	0.01	NC	-	NC	-	NC	-	NC	-	NC	-
CP 1212	Wheat, wholemeal bread	PP	0.005	0.10	0.00	0.10	0.00	0.10	0.00	0.10	0.00	0.10	0.00
CF 1211	Wheat, white flour (incl white flour products: starch, gluten, macaroni, pastry)	PP	0.008	45.21	0.36	87.37	0.70	215.61	1.72	20.42	0.16	103.67	0.83

Annex 3

TRIFLOXYSTROBIN (213)			International Estimated Daily Intake (IEDI)						ADI = 0–0.04 mg/kg bw				
Codex Code	Commodity description	Expr as	STMR mg/kg	Diets: g/person/day		Intake = daily intake: µg/person							
				G13 diet	G13 intake	G14 diet	G14 intake	G15 diet	G15 intake	G16 diet	G16 intake	G17 diet	G17 intake
TN 0085	Tree nuts, raw (incl processed)	RAC	0	4.39	0.00	135.53	0.00	6.11	0.00	0.72	0.00	317.74	0.00
-	Olive oil (virgin and residue oil)	PP	0.353	0.10	0.04	0.10	0.04	2.14	0.76	0.10	0.04	0.10	0.04
SO 0691	Cotton seed, raw	RAC	0.03	NC	-	NC	-	NC	-	NC	-	NC	-
OR 0691	Cotton seed oil, edible	PP	0.0006	1.28	0.00	0.10	0.00	0.45	0.00	0.42	0.00	0.15	0.00
SO 0697	Peanuts, nutmeat, raw (incl roasted, incl oil, incl butter)	RAC	0	18.82	0.00	0.57	0.00	2.28	0.00	6.90	0.00	0.53	0.00
DH 1100	Hops, dry	RAC	9.95	NC	-	NC	-	0.10	1.00	NC	-	NC	-
MM 0095	MEAT FROM MAMMALS other than marine mammals, raw (incl prepared meat) -80% as muscle	RAC	0	23.34	0.00	40.71	0.00	97.15	0.00	18.06	0.00	57.71	0.00
MM 0095	MEAT FROM MAMMALS other than marine mammals, raw (incl prepared meat) - 20% as fat	RAC	0.006	5.84	0.04	10.18	0.06	24.29	0.15	4.52	0.03	14.43	0.09
MF 0100	Mammalian fats, raw, excl milk fats (incl rendered fats)	RAC	0.006	1.05	0.01	1.14	0.01	18.69	0.11	0.94	0.01	3.12	0.02
MO 0105	Edible offal (mammalian), raw	RAC	0.008	4.64	0.04	1.97	0.02	10.01	0.08	3.27	0.03	3.98	0.03
ML 0106	Milks, raw or skimmed (incl dairy products)	RAC	0	108.75	0.00	70.31	0.00	436.11	0.00	61.55	0.00	79.09	0.00
PM 0110	Poultry meat, raw (incl prepared) - 90% as muscle	RAC	0	3.53	0.00	10.83	0.00	51.36	0.00	4.53	0.00	50.00	0.00
PM 0110	Poultry meat, raw (incl prepared) - 10% as fat	RAC	0	0.39	0.00	1.20	0.00	5.71	0.00	0.50	0.00	5.56	0.00
PF 0111	Poultry fat, raw (incl rendered)	RAC	0	NC	-	NC	-	0.32	0.00	NC	-	NC	-
PO 0111	Poultry edible offal, raw (incl prepared)	RAC	0	0.10	0.00	0.70	0.00	0.97	0.00	0.10	0.00	NC	-
PE 0112	Eggs, raw, (incl dried)	RAC	0	3.84	0.00	4.41	0.00	27.25	0.00	1.13	0.00	7.39	0.00
-	-	-	-	-	-	-	-	-	-	-	-	-	-
Total intake (µg/person)=				25.5		20.1		69.3		31.5		25.9	
Bodyweight per region (kg bw) =				60		60		60		60		60	
ADI (µg/person)=				2400		2400		2400		2400		2400	
%ADI=				1.1%		0.8%		2.9%		1.3%		1.1%	
Rounded %ADI=				1%		1%		3%		1%		1%	

Annex 3

TRIFLUMEZOPYRIM (303)

International Estimated Daily Intake (IEDI)

ADI = 0–0.2 mg/kg bw

Codex Code	Commodity description	Expr as	STMR mg/kg	Diets as g/person/day				Intake as µg/person/day							
				G01 diet	G01 intake	G02 diet	G02 intake	G03 diet	G03 intake	G04 diet	G04 intake	G05 diet	G05 intake	G06 diet	G06 intake
CM 0649 (GC 0649)	Rice, husked, dry (incl flour, incl oil, incl beverages, incl starch, excl polished)	REP	0.066	1.26	0.08	1.58	0.10	31.05	2.05	5.43	0.36	0.90	0.06	2.18	0.14
CM 1205	Rice polished, dry	PP	0.086	34.21	2.94	10.39	0.89	41.72	3.59	82.38	7.08	150.24	12.92	70.47	6.06
MM 0095	MEAT FROM MAMMALS other than marine mammals, raw (incl prepared meat)	RAC	0	31.20	0.00	72.44	0.00	20.88	0.00	47.98	0.00	33.08	0.00	36.25	0.00
MF 0100	Mammalian fats, raw, excl milk fats (incl rendered fats)	RAC	0	3.29	0.00	6.14	0.00	0.82	0.00	1.57	0.00	2.23	0.00	1.07	0.00
MO 0105	Edible offal (mammalian), raw	RAC	0	4.79	0.00	9.68	0.00	2.97	0.00	5.49	0.00	3.84	0.00	5.03	0.00
ML 0106	Milks, raw or skimmed (incl dairy products)	RAC	0	289.65	0.00	485.88	0.00	26.92	0.00	239.03	0.00	199.91	0.00	180.53	0.00
PM 0110	Poultry meat, raw (incl prepared)	RAC	0	14.63	0.00	29.76	0.00	8.04	0.00	129.68	0.00	25.04	0.00	35.66	0.00
PF 0111	Poultry fat, raw (incl rendered)	RAC	0	0.10	0.00	0.10	0.00	NC	-	0.10	0.00	0.10	0.00	0.10	0.00
PO 0111	Poultry edible offal, raw (incl prepared)	RAC	0	0.12	0.00	0.12	0.00	0.11	0.00	5.37	0.00	0.24	0.00	0.10	0.00
PE 0112	Eggs, raw, (incl dried)	RAC	0	7.84	0.00	23.08	0.00	2.88	0.00	14.89	0.00	9.81	0.00	14.83	0.00
Total intake (µg/person)=				3.0		1.0		5.6		7.4		13.0		6.2	
Bodyweight per region (kg bw) =				60		60		60		60		60		60	
ADI (µg/person)=				12000		12000		12000		12000		12000		12000	
%ADI=				0.0%		0.0%		0.0%		0.1%		0.1%		0.1%	
Rounded %ADI=				0%		0%		0%		0%		0%		0%	

TRIFLUMEZOPYRIM (303)

International Estimated Daily Intake (IEDI)

ADI = 0–0.2 mg/kg bw

Codex Code	Commodity description	Expr as	STMR mg/kg	Diets as g/person/day				Intake as µg/person/day							
				G07 diet	G07 intake	G08 diet	G08 intake	G09 diet	G09 intake	G10 diet	G10 intake	G11 diet	G11 intake	G12 diet	G12 intake
CM 0649 (GC 0649)	Rice, husked, dry (incl flour, incl oil, incl beverages, incl starch, excl polished)	REP	0.066	3.70	0.24	2.11	0.14	1.51	0.10	1.75	0.12	0.29	0.02	5.12	0.34
CM 1205	Rice polished, dry	PP	0.086	13.38	1.15	10.80	0.93	262.08	22.54	57.16	4.92	12.83	1.10	62.78	5.40
MM 0095	MEAT FROM MAMMALS other than marine mammals, raw (incl prepared meat)	RAC	0	140.03	0.00	150.89	0.00	79.32	0.00	111.24	0.00	120.30	0.00	51.27	0.00
MF 0100	Mammalian fats, raw, excl milk fats (incl rendered fats)	RAC	0	6.44	0.00	15.51	0.00	3.79	0.00	8.29	0.00	18.44	0.00	8.00	0.00
MO 0105	Edible offal (mammalian), raw	RAC	0	15.17	0.00	5.19	0.00	6.30	0.00	6.78	0.00	3.32	0.00	3.17	0.00
ML 0106	Milks, raw or skimmed (incl dairy products)	RAC	0	388.92	0.00	335.88	0.00	49.15	0.00	331.25	0.00	468.56	0.00	245.45	0.00
PM 0110	Poultry meat, raw (incl prepared)	RAC	0	73.76	0.00	53.86	0.00	23.98	0.00	87.12	0.00	53.38	0.00	84.45	0.00
PF 0111	Poultry fat, raw (incl rendered)	RAC	0	0.10	0.00	0.10	0.00	NC	-	0.10	0.00	0.71	0.00	NC	-
PO 0111	Poultry edible offal, raw (incl prepared)	RAC	0	0.33	0.00	0.72	0.00	0.27	0.00	0.35	0.00	0.80	0.00	NC	-
PE 0112	Eggs, raw, (incl dried)	RAC	0	25.84	0.00	29.53	0.00	28.05	0.00	33.19	0.00	36.44	0.00	8.89	0.00
Total intake (µg/person)=				1.4		1.1		22.6		5.0		1.1		5.7	
Bodyweight per region (kg bw) =				60		60		55		60		60		60	
ADI (µg/person)=				12000		12000		11000		12000		12000		12000	
%ADI=				0.0%		0.0%		0.2%		0.0%		0.0%		0.0%	

Annex 3

TRIFLUMEZOPYRIM (303)		International Estimated Daily Intake (IEDI)						ADI = 0–0.2 mg/kg bw							
Codex Code	Commodity description	Expr as	STMR mg/kg	Diets as g/person/day			Intake as µg/person/day								
				G07 diet	G07 intake	G08 diet	G08 intake	G09 diet	G09 intake	G10 diet	G10 intake	G11 diet	G11 intake	G12 diet	G12 intake
					0%		0%		0%		0%		0%		0%

TRIFLUMEZOPYRIM (303)		International Estimated Daily Intake (IEDI)						ADI = 0–0.2 mg/kg bw					
Codex Code	Commodity description	Expr as	STMR mg/kg	Diets: g/person/day			Intake = daily intake: µg/person						
				G13 diet	G13 intake	G14 diet	G14 intake	G15 diet	G15 intake	G16 diet	G16 intake	G17 diet	G17 intake
CM 0649 (GC 0649)	Rice, husked, dry (incl flour, incl oil, incl beverages, incl starch, excl polished)	REP	0.066	13.58	0.90	4.29	0.28	2.17	0.14	0.10	0.01	8.84	0.58
CM 1205	Rice polished, dry	PP	0.086	30.20	2.60	218.34	18.78	12.77	1.10	15.24	1.31	51.35	4.42
MM 0095	MEAT FROM MAMMALS other than marine mammals, raw (incl prepared meat)	RAC	0	29.18	0.00	50.89	0.00	121.44	0.00	22.58	0.00	72.14	0.00
MF 0100	Mammalian fats, raw, excl milk fats (incl rendered fats)	RAC	0	1.05	0.00	1.14	0.00	18.69	0.00	0.94	0.00	3.12	0.00
MO 0105	Edible offal (mammalian), raw	RAC	0	4.64	0.00	1.97	0.00	10.01	0.00	3.27	0.00	3.98	0.00
ML 0106	Milks, raw or skimmed (incl dairy products)	RAC	0	108.75	0.00	70.31	0.00	436.11	0.00	61.55	0.00	79.09	0.00
PM 0110	Poultry meat, raw (incl prepared)	RAC	0	3.92	0.00	12.03	0.00	57.07	0.00	5.03	0.00	55.56	0.00
PF 0111	Poultry fat, raw (incl rendered)	RAC	0	NC	-	NC	-	0.32	0.00	NC	-	NC	-
PO 0111	Poultry edible offal, raw (incl prepared)	RAC	0	0.10	0.00	0.70	0.00	0.97	0.00	0.10	0.00	NC	-
PE 0112	Eggs, raw, (incl dried)	RAC	0	3.84	0.00	4.41	0.00	27.25	0.00	1.13	0.00	7.39	0.00
	Total intake (µg/person)=				3.5		19.1		1.2		1.3		5.0
	Bodyweight per region (kg bw) =				60		60		60		60		60
	ADI (µg/person)=				12000		12000		12000		12000		12000
	%ADI=				0.0%		0.2%		0.0%		0.0%		0.0%
	Rounded %ADI=				0%		0%		0%		0%		0%

Annex 4

ANNEX 4: INTERNATIONAL ESTIMATES OF SHORT-TERM DIETARY INTAKES OF PESTICIDE RESIDUES

ACETAMIPRID (246)

Acute RfD= 0.1 mg/kg bw (100 µg/kg bw)

IESTI

Maximum %ARfD:

1%
all

1%
gen pop

1%
child

Codex Code	Commodity	Processing	STMR or STMR-P mg/kg	HR or HR-P mg/kg	DCF	Country	Population group	n	Large portion, g/person	Unit weight, edible portion, g	Variability factor	Case	IESTI µg/kg bw/day	% acute RfD rounded	% acute RfD rounded	% acute RfD rounded
TN 0675	Pistachio nut (all commodities)	highest utilisation: Total	0.33	0.49	1.000	FR	child, 3-6 yrs	0	44.89	0.9	NR	1	0.01 - 1.16	0% - 1%	0% - 1%	1% - 1%

BICYCLOPYRONE (295)

Acute RfD= 0.01 mg/kg bw (10 µg/kg bw)

IESTI

Maximum %ARfD:

100%
women

Codex Code	Commodity	Processing	STMR or STMR-P mg/kg	HR or HR-P mg/kg	DCF	Country	Population group	n	Large portion, g/person	Unit weight, edible portion, g	Variability factor	Case	IESTI µg/kg bw/day	% acute RfD rounded
VO 0447	Sweet corn (corn-on-the-cob) (all commodities)	highest utilisation: Total	0.02	0.023	1.000	FR	gen pop, > 3 yrs	291	216.30	191.1	3	2a	0 - 0.26	0% - 3%
GC 0640	Barley (all commodities)	highest utilisation: beer	0.011 - 0.025	0	0.190	CA	women, 15-49 yrs	411	16295.09	NR	NR	3	0 - 0.51	0% - 5%
GC 0645	Maize (corn) (all commodities)	highest utilisation: Total	0	0	1.000	DE	Women, 14-50 yrs	1694	100.60	<25	NR	3	0 - 0	0% - 0%
GC 0656	Popcorn (i.e. maize destined for popcorn preparation) (all commodities)	highest utilisation: Total	0	0	1.000	US	women, 13-49 yrs	578	95.07	<25	NR	3	0 - 0	0% - 0%
GC 0654	Wheat (all commodities)	highest utilisation: Pasta/noodles (dry)	0.01 - 0.023	0	1.000	CA	women, 15-49 yrs	1520	514.80	NR	NR	3	0 - 0.08	0% - 1%
GS 0659	Sugar cane (all commodities)	highest utilisation: thick juice	0	0	1.000	CN	gen pop, > 1 yrs	436	1817.52	NR	NR	3	0 - 0	0% - 0%
MM 0095	Meat from mammals other than marine mammals	Total	NA	NA	1.000	FR	gen pop, > 3 yrs	60	430.65	NR	NR	1	NA	2%

Annex 4

612

BICYCLOPYRONE (295)

Acute RfD= 0.01 mg/kg bw (10 µg/kg bw)

IESTI

Maximum %ARfD:

100%
women

Codex Code	Commodity	Processing	STMR or STMR-P mg/kg	HR or HR-P mg/kg	DCF	Country	Population group	n	Large portion, g/person	Unit weight, edible portion, g	Variability factor	Case	IESTI µg/kg bw/day	% acute RfD rounded
MM 0095	Meat from mammals other than marine mammals: 20% as fat	Total		0.02	1.000	FR	gen pop, > 3 yrs	60	86.13	NR	NR	1	0.03	0%
MM 0095	Meat from mammals other than marine mammals: 80% as muscle	Total		0.02	1.000	FR	gen pop, > 3 yrs	60	344.52	NR	NR	1	0.13	1%
MF 0100	Mammalian fats (except milk fats)	Total		0.02	1.000	DE	Women, 14-50 yrs	3208	51.60	NR	NR	1	0.02	0%
MO 0105	Edible offal (mammalian)	Total		2.75	1.000	FR	gen pop, > 3 yrs	4	192.00	NR	NR	1	10.11	100%
ML 0106	Milks	Total	0.02		1.000	DE	Women, 14-50 yrs	255	1848.30	NR	NR	3	0.55	5%
PM 0110	Poultry meat	Total	NA	NA	1.000	CN	gen pop, > 1 yrs	3385	554.45	NR	NR	1	NA	1%
PM 0110	Poultry meat: 10% as fat	Total		0.01	1.000	CN	Women, 14-50 yrs	3385	55.45	NR	NR	1	0.01	0%
PM 0110	Poultry meat: 90% as muscle	Total		0.01	1.000	CN	Women, 14-50 yrs	3385	499.01	NR	NR	1	0.09	1%
PF 0111	Poultry, fats	Total		0.01	1.000	CA	women, 15-49 yrs	195	78.63	NR	NR	1	0.01	0%
PO 0111	Poultry, edible offal (includes kidney, liver and skin)	Total		0.01	1.000	CN	gen pop, > 1 yrs	421	345.63	NR	NR	1	0.06	1%
PE 0112	Eggs	Total		0.01	1.000	CN	gen pop, > 1 yrs	454	339.57	NR	NR	1	0.06	1%

Annex 4

CHLORMEQUAT CHLORIDE (015)

Acute RfD= 0.0388 mg/kg bw (39 µg/kg bw)

IESTI

Maximum %ARfD:

100%
all

50%
gen pop

100%
child

Codex Code	Commodity	Processing	STMR or STMR-P mg/kg	HR or HR-P mg/kg	DCF	Country	Population group	n	Large portion, g/person	Unit weight, edible portion, g	Variability factor	Case	IESTI µg/kg bw/day	% acute RfD rounded	% acute RfD rounded	% acute RfD rounded
FB 0269	Grape (all commodities)	highest utilisation: raw with skin	0.04	0.04	1.000	CN	Child, 1-6 yrs	232	366.72	636.6	3	2b	0.13 - 2.73	0% - 7%	0% - 3%	0% - 7%
GC 0640	Barley (all commodities)	highest utilisation: beer	0.074 - 0.37	0	1.000	CA	Gen pop, all ages	2514	21271.20	NR	NR	3	0.03 - 20.01	0% - 50%	0% - 50%	1% - 30%
GC 0647	Oats (all commodities)	highest utilisation: flakes (rolled oats)	1.04 - 1.3	0	1.000	CA	Child, <6 yrs	1909	539.23	NR	NR	3	0.72 - 35.67	2% - 90%	1% - 20%	2% - 90%
GC 0650	Rye (all other commodities)	highest utilisation: Total	1.1 - 1.4		1.000	PRIMO-UK	Child	P97.5	55.00	<25	NR	3	1.6 - 8.25	4 - 20%	2 - 10%	4 - 20%
GC 0650	Rye	flakes	1.1		1.000	CA	Child, <6 yrs	1909	539.23	NR	NR	3	37.73	100%	0%	100%
GC 0653	Triticale	Total	0.92		1.000	DE	Gen pop, 14-80 yrs	####	394.70	<25	NR	3	4.75	10%	10%	1%
GC 0654	Wheat (all commodities)	highest utilisation: flakes	0.31 - 1.7	0	1.000	CA	Child, <6 yrs	1909	539.23	NR	NR	3	0.37 - 19.89	1% - 50%	0% - 20%	1% - 50%
MM 0095	Meat from mammals other than marine mammals	Total	NA	NA	1.000	CN	Child, 1-6 yrs	302	264.84	NR	NR	1	NA	4%	3%	4%
MM 0095	Meat from mammals other than marine mammals: 20% as fat	Total		0.091	1.000	CN	Child, 2-6 yrs	302	52.97	NR	NR	1	0.30	1%	1%	1%
MM 0095	Meat from mammals other than marine mammals: 80% as muscle	Total		0.091	1.000	CN	Child, 2-6 yrs	302	211.87	NR	NR	1	1.19	3%	2%	3%
MF 0100	Mammalian fats (except milk fats)	Total		0.083	1.000	FR	child, 3-6 yrs	103	64.80	NR	NR	1	0.28	1%	0%	1%
MO 0105	Edible offal (mammalian)	Total		0.88	1.000	ZA	Gen pop, > 10 yrs	-	523.58	NR	NR	1	8.27	20%	20%	20%
ML 0106	Milks	Total	0.12		1.000	PRIMO-UK	Child	P97.5	1080.70	NR	NR	3	14.91	40%	10%	40%
PM 0110	Poultry meat	Total	NA	NA	1.000	CN	Child, 1-6 yrs	175	347.00	NR	NR	1	NA	2%	1%	2%
PM 0110	Poultry meat: 10% as fat	Total		0.04	1.000	CN	Child, 1-6 yrs	175	34.70	NR	NR	1	0.09	0%	0%	0%
PM 0110	Poultry meat: 90% as muscle	Total		0.04	1.000	CN	Child, 1-6 yrs	175	312.30	NR	NR	1	0.77	2%	1%	2%
PF 0111	Poultry, fats	Total		0.04	1.000	CA	Child, <6 yrs	66	49.38	NR	NR	1	0.12	0%	0%	0%

Annex 4

CHLORMEQUAT CHLORIDE (015)
Acute RfD= 0.0388 mg/kg bw (39 µg/kg bw)

IESTI
Maximum %ARfD: 100% all 50% gen pop 100% child

Codex Code	Commodity	Processing	STMR or STMR-P mg/kg	HR or HR-P mg/kg	DCF	Country	Population group	n	Large portion, g/person	Unit weight, edible portion, g	Variability factor	Case	IESTI µg/kg bw/day	% acute RfD rounded	% acute RfD rounded	% acute RfD rounded
PO 0111	Poultry, edible offal (includes kidney, liver and skin)	Total		0.072	1.000	CN	Gen pop, > 1 yrs	421	345.63	NR	NR	1	0.47	1%	1%	1%
PE 0112	Eggs	Total		0.079	1.000	PRIMO-UK	Child	97.5	108.00	NR	NR	1	0.98	3%	1%	3%

Annex 4

DIFENOCONAZOLE (224)

Acute RfD= 0.3 mg/kg bw (300 µg/kg bw)

IESTI

Maximum %ARfD:

60%
all

20%
gen pop

60%
child

Codex Code	Commodity	Processing	STMR or STMR-P mg/kg	HR or HR-P mg/kg	DCF	Country	Population group	n	Large portion, g/person	Unit weight, edible portion, g	Variability factor	Case	IESTI µg/kg bw/day	% acute RfD rounded	% acute RfD rounded	% acute RfD rounded
FP 0226	Apple (all commodities)	highest utilisation: raw with peel (incl consumption without peel)	1,1	2.6	1.000	CN	Child, 1-6 yrs	1314	403.39	255.0	3	2a	5.59 – 147.18	2% - 50%	1% - 20%	2% - 50%
FP 0227	Crab-apple (all commodities)	highest utilisation: raw with peel	0	2.6	1.000	CN	Gen pop, > 1 yrs	204	488.33	<25	NR	1	23.85 – 23.85	8% - 8%	8% - 8%	0% - 0%
FP 0228	Loquat (Japanese medlar) (all commodities)	highest utilisation: raw without peel	0	2.6	1.000	JP	Gen pop, > 1 yrs	113	326.40	49.0	3	2a	4.6 - 20.36	2% - 7%	2% - 7%	0% - 0%
FP 0229	Medlar	Total		2.6	1.000	PRIMO-ES	Child	P97.5	108.80	50.0	3	2a	15.74	5%	3%	5%
FP 0230	Pear (all commodities)	highest utilisation: Total	1.1	2.6	1.000	CA	Child, <6 yrs	175	498.28	255.0	3	2a	0.28 - 180.09	0% - 60%	0% - 20%	0% - 60%
FT 0307	Persimmon, Japanese (all commodities)	highest utilisation: raw with peel (incl consumption without peel)	0	2.6	1.000	TH	Child, 3-6 yrs	20	264.88	227.5	3	2a	38.26 – 109.46	10% - 40%	10% - 20%	40% - 40%
FP 0231	Quince (all commodities)	highest utilisation: Total	1,1	2.6	1.000	PRIMO-ES	Child	P97.5	142.47	56.0	3	2a	0.02 – 19.19	0% - 6%	0% - 8%	0% - 6%
FB 0020	Blueberries (all commodities)	highest utilisation: Total	1	2.2	1.000	CA	Child, <6 yrs	189	176.21	1.8	NR	1	0.15 – 25.18	0% - 8%	0% - 4%	0% - 8%
FB 0275	Strawberry (all commodities)	highest utilisation: Total	0.42	1,2	1.000	FR	child, 3-6 yrs	110	339.40	13.4	NR	1	0.24 – 21.55	0% - 7%	0% - 4%	0% - 7%
FI 2540	Pitaya (i.e dragon fruit or pitahaya) (all commodities)	highest utilisation: raw without peel	0	0.083	1.000	TH	Child, 3-6 yrs	307	202.46	279.7	3	2b	2.95 – 2.95	1% - 1%	0% - 0%	1% - 1%
VC 0432	Watermelon (all commodities)	highest utilisation: Total	0.01	0.01	1.000	CA	Child, <6 yrs	171	953.64	4302.4	3	2b	0.86 – 1.85	0% - 1%	0% - 0%	0% - 1%
VO 0444	Peppers, chili (all commodities)	highest utilisation: raw with skin	0.24	0.41 – 1.85	1.000	CN	Gen pop, > 1 yrs	1743	295.71	43.2	3	2a	0.01 – 2.94	0% - 1%	0% - 1%	0% - 0%
VO 0447	Sweet corn (corn-on-the-cob) (all commodities)	highest utilisation: cooked/boiled	0.01	0.01	1.000	TH	Child, 3-6 yrs	1383	196.99	191.1	3	2a	0.01 - 0.34	0% - 0%	0% - 0%	0% - 0%
VD 0071	Beans (dry) (Phaseolus spp) (all commodities)	highest utilisation: Total	0.011	0	1.000	PRIMO-UK	Child	P97.5	159.00	<25	NR	3	0.02 - 0.2	0% - 0%	0% - 0%	0% - 0%
VD 0072	Peas (dry) (Pisum spp, Vigna spp) (all commodities)	highest utilisation: cooked/boiled	0.028	0	0.400	CN	Gen pop, > 1 yrs	268	1673.82	<25	NR	3	0.02 - 0.35	0% - 0%	0% - 0%	0% - 0%
VD 0523	Broad bean (dry) (Vicia)	highest utilisation:	0.011	0	0.400	CN	Gen pop, > 1	737	1190.24	<25	NR	3	0.01 - 0.1	0% - 0%	0% - 0%	0% - 0%

Annex 4

DIFENOCONAZOLE (224)

Acute RfD= 0.3 mg/kg bw (300 µg/kg bw)

IESTI

Maximum %ARfD:

60%
all

20%
gen pop

60%
child

Codex Code	Commodity	Processing	STMR or STMR-P mg/kg	HR or HR-P mg/kg	DCF	Country	Population group	n	Large portion, g/person	Unit weight, edible portion, g	Variability factor	Case	IESTI µg/kg bw/day	% acute RfD rounded	% acute RfD rounded	% acute RfD rounded
	spp (all commodities)	cooked/boiled					yrs									
VD 0524	Chick-pea (dry) (Cicer spp) (all commodities)	highest utilisation: canned/preserved	0.028	0	0.400	NL	Child, 2-6 yrs	6	144.66	<25	NR	3	0.02 - 0.09	0% - 0%	0% - 0%	0% - 0%
VD 0531	Hyacinth bean (dry) (Lablab spp) (all commodities)	highest utilisation: cooked/boiled	0.011	0	0.400	CN	Gen pop, > 1 yrs	1219	972.42	<25	NR	3	0.08 - 0.08	0% - 0%	0% - 0%	0% - 0%
VD 0533	Lentil (dry) (Lens spp) (all commodities)	highest utilisation: Total	0.028	0	1.000	FR	child, 3-6 yrs	66	290.77	0.1	NR	3	0.05 - 0.43	0% - 0%	0% - 0%	0% - 0%
VD 0537	Pigeon pea (dry) (Cajanus spp)	Total	0.028		1.000	AU	Gen pop, > 2 yrs	129	95.83	<25	NR	3	0.04	0%	0%	0%
VS 0620	Artichoke globe (all commodities)	highest utilisation: Total	0	0.64	1.000	US	Child, < 6 yrs	2	117.23	51.2	3	2a	2.6 - 9.69	1% - 3%	1% - 2%	0% - 3%
GC 0649	Rice (all commodities)	highest utilisation: Total	1.1	0	1.000	CA	Child, <6 yrs	666	461.40	<25	NR	3	0.06 - 33.22	0% - 10%	0% - 6%	10% - 10%
GC 0650	Rice	Rice milk	1.1		0.040	AU	Child, 2-16 yrs	48	1265.78	NR	NR	3	1.47	0%	-	-
GC 0649	Rice (all commodities)	highest utilisation: pasta/noodles (dry)	0.0086 - 1.1	0	1.000	CA	Child, <6 yrs	40	268.35	NR	NR	3	0.54 - 20.16	0% - 7%	0% - 4%	0% - 7%
SB 0716	Coffee beans (all commodities)	highest utilisation: extract (beverage)	0.01	0	0.180	CA	women, 15-49 yrs	2666	2088.65	NR	NR	3	0 - 0.05	0% - 0%	0% - 0%	0% - 0%

Annex 4

FENAZAQUIN (297)

Acute RfD= 0.1 mg/kg bw (100 µg/kg bw)

IESTI

Maximum %ARfD:

10%
all

10%
gen pop

10%
child

Codex Code	Commodity	Processing	STMR or STMR-P mg/kg	HR or HR-P mg/kg	DCF	Country	Population group	n	Large portion, g/person	Unit weight, edible portion, g	Variability factor	Case	IESTI µg/kg bw/day	% acute RfD rounded	% acute RfD rounded	% acute RfD rounded
FS 0013	Cherries (all commodities)	highest utilisation: raw	0.56	0.965	1.000	DE	Child, 2-4 yrs	24	187.50	7.2	NR	1	0.23 - 11.2	0% - 10%	0% - 10%	0% - 10%
DH 1100	Hops, dry (all commodities)	highest utilisation: Total	9	0	1.000	DE	Gen pop, 14-80 yrs	5866	8.50	<25	NR	3	0.65 - 1	1% - 1%	1% - 1%	0% - 0%

FENPROPIMORPH (188)

Acute RfD= 0.1 mg/kg bw (100 µg/kg bw)

IESTI

Maximum %ARfD:

5%
women

Codex Code	Commodity	Processing	STMR or STMR-P mg/kg	HR or HR-P mg/kg	DCF	Country	Population group	n	Large portion, g/person	Unit weight, edible portion, g	Variability factor	Case	IESTI µg/kg bw/day	% acute RfD rounded
FI 0327	Banana (incl dwarf banana & plantain) (all commodities)	highest utilisation: Total	0.08	0.43	1.000	CA	women, 15-49 yrs	1152	249.59	767.3	3	2b	0 - 4.83	0% - 5%
VR 0596	Sugar beet (all commodities)	highest utilisation: composite foods; unspecified ind processed	0.00065 - 0.013		1.000	NL	gen pop, > 1 yrs	12048	372.76	NR	NR	3	0.01 - 0.07	0% - 0%
GC 0640	Barley (all commodities)	highest utilisation: Total	0.000136 - 0.085		1.000	DE	Women, 14-50 yrs	3511	224.04	<25	NR	3	0 - 0.28	0% - 0%
GC 0647	Oats (all commodities)	highest utilisation: bran (processed)	0.0272 - 0.085		1.000	AU	gen pop, > 2 yrs	79	109.09	NR	NR	3	0.03 - 0.14	0% - 0%
GC 0650	Rye (all commodities)	highest utilisation: Wholemeal	0.017		1.000	FI	adult 25-74 yrs	3501	205.64	NR	NR	3	0 - 0.05	0% - 0%
GC 0653	Triticale	Total	0.017		1.000	DE	Women, 14-50 yrs	8906	342.50	<25	NR	3	0.09	0%
GC 0654	Wheat (all commodities)	highest utilisation: composite foods; unspecified ind processed	0.000136 - 0.0561		1.000	CN	gen pop, > 1 yrs	10009	340.58	NR	NR	3	0 - 0.11	0% - 0%
MM 0095	Meat from mammals other than marine mammals	Total	NA	NA	1.000	FR	gen pop, > 3 yrs	60	430.65	NR	NR	1	NA	0%

Annex 4

618

FENPROPIMORPH (188)

Acute RfD= 0.1 mg/kg bw (100 µg/kg bw)

IESTI

Maximum %ARfD:

5%
women

Codex Code	Commodity	Processing	STMR or STMR-P mg/kg	HR or HR-P mg/kg	DCF	Country	Population group	n	Large portion, g/person	Unit weight, edible portion, g	Variability factor	Case	IESTI µg/kg bw/day	% acute RfD rounded
MM 0095	Meat from mammals other than marine mammals: 20% as fat	Total		0.037	1.000	FR	gen pop, > 3 yrs	60	86.13	NR	NR	1	0.06	0%
MM 0095	Meat from mammals other than marine mammals: 80% as muscle	Total		0.027	1.000	FR	gen pop, > 3 yrs	60	344.52	NR	NR	1	0.18	0%
MF 0100	Mammalian fats (except milk fats)	Total		0.037	1.000	DE	Women, 14-50 yrs	3208	51.60	NR	NR	1	0.03	0%
MO 0105	Edible offal (mammalian)	Total		0.516	1.000	FR	gen pop, > 3 yrs	4	192.00	NR	NR	1	1.90	2%
ML 0106	Milks	Total	0.0027		1.000	DE	Women, 14-50 yrs	255	1848.30	NR	NR	3	0.07	0%
PM 0110	Poultry meat	Total	NA	NA	1.000	CN	gen pop, > 1 yrs	3385	554.45	NR	NR	1	NA	0%
PM 0110	Poultry meat: 10% as fat	Total		0	1.000	CN	Women, 14-50 yrs	3385	55.45	NR	NR	1	0.00	0%
PM 0110	Poultry meat: 90% as muscle	Total		0	1.000	CN	Women, 14-50 yrs	3385	499.01	NR	NR	1	0.00	0%
PF 0111	Poultry, fats	Total		0	1.000	CA	women, 15-49 yrs	195	78.63	NR	NR	1	0.00	0%
PO 0111	Poultry, edible offal (includes kidney, liver and skin)	Total		0	1.000	CN	gen pop, > 1 yrs	421	345.63	NR	NR	1	0.00	0%
PE 0112	Eggs	Total		0	1.000	CN	gen pop, > 1 yrs	454	339.57	NR	NR	1	0.00	0%

Annex 4

FENPROPIMORPH (188)

Acute RfD= 0.4 mg/kg bw (400 µg/kg bw)

IESTI

Maximum %ARfD:

9%
all

5%
gen pop

9%
child

Codex Code	Commodity	Processing	STMR or STMR-P mg/kg	HR or HR-P mg/kg	DCF	Country	Population n group	Large portion, g/person	Unit weight, edible portion, g	Variability factor	Case	IESTI µg/kg bw/day	% acute RfD rounded	% acute RfD rounded	% acute RfD rounded	
FI 0327	Banana (incl dwarf banana & plantain) (all commodities)	highest utilisation: raw without peel	0.08	0.43	1.000	CN	Child, 1-6 yrs	286	455.81	767.3	3	2b	0.04 - 36.44	0% - 9%	0% - 5%	0% - 9%
VR 0596	Sugar beet (all commodities)	highest utilisation: composite foods; unspecified ind processed	0.00065 - 0.013	0	1.000	NL	Child, 2-6 yrs	2554	168.93	NR	NR	3	0.01 - 0.12	0% - 0%	0% - 0%	0% - 0%
GC 0640	Barley (all commodities)	highest utilisation: flakes	0.000136 - 0.085	0	1.000	CA	Child, <6 yrs	1909	539.23	NR	NR	3	0.01 - 2.92	0% - 1%	0% - 0%	0% - 1%
GC 0647	Oats (all commodities)	highest utilisation: flakes (rolled oats)	0.0272 - 0.085	0	1.000	CA	Child, <6 yrs	1909	539.23	NR	NR	3	0.05 - 0.93	0% - 0%	0% - 0%	0% - 0%
GC 0650	Rye (all commodities)	highest utilisation: flakes	0.017	0	1.000	CA	Child, <6 yrs	1909	539.23	NR	NR	3	0.02 - 0.58	0% - 0%	0% - 0%	0% - 0%
GC 0653	Triticale	Total	0.017		1.000	DE	Gen pop, 14-80 yrs	8906	394.70	<25	NR	3	0.09	0%	0%	0%
GC 0654	Wheat (all commodities)	highest utilisation: flakes	0.000136 - 0.0561	0	1.000	CA	Child, <6 yrs	1909	539.23	NR	NR	3	0.02 - 0.58	0% - 0%	0% - 0%	0% - 0%
MM 0095	Meat from mammals other than marine mammals	Total	NA	NA	1.000	CN	Child, 1-6 yrs	302	264.84	NR	NR	1	NA	0%	0%	0%
MM 0095	Meat from mammals other than marine mammals: 20% as fat	Total		0.037	1.000	CN	Child, 2-6 yrs	302	52.97	NR	NR	1	0.12	0%	0%	0%

Annex 4

FENPROPIMORPH (188)

Acute RfD= 0.4 mg/kg bw (400 µg/kg bw)

IESTI

Maximum %ARfD:

9%
all

5%
gen pop

9%
child

Codex Code	Commodity	Processing	STMR or STMR-P mg/kg	HR or HR-P mg/kg	DCF	Country	Population group	n	Large portion, g/person	Unit weight, edible portion, g	Variability factor	Case	IESTI µg/kg bw/day	% acute RfD rounded	% acute RfD rounded	% acute RfD rounded
MM 0095	Meat from mammals other than marine mammals: 80% as muscle	Total		0.027	1.000	CN	Child, 2-6 yrs	302	211.87	NR	NR	1	0.35	0%	0%	0%
MF 0100	Mammalian fats (except milk fats)	Total		0.037	1.000	FR	child, 3-6 yrs	103	64.80	NR	NR	1	0.13	0%	0%	0%
MO 0105	Edible offal (mammalian)	Total		0.516	1.000	ZA	Gen pop, > 10 yrs	-	523.58	NR	NR	1	4.85	1%	1%	1%
ML 0106	Milks	Total	0.0027		1.000	PRIMO-UK	Child	P97.5	1080.70	NR	NR	3	0.34	0%	0%	0%
PM 0110	Poultry meat	Total	NA	NA	1.000	CN	Child, 1-6 yrs	175	347.00	NR	NR	1	NA	0%	0%	0%
PM 0110	Poultry meat: 10% as fat	Total		0	1.000	CN	Child, 1-6 yrs	175	34.70	NR	NR	1	0.00	0%	0%	0%
PM 0110	Poultry meat: 90% as muscle	Total		0	1.000	CN	Child, 1-6 yrs	175	312.30	NR	NR	1	0.00	0%	0%	0%
PF 0111	Poultry, fats	Total		0	1.000	CA	Child, <6 yrs	66	49.38	NR	NR	1	0.00	0%	0%	0%
PO 0111	Poultry, edible offal (includes kidney, liver and skin)	Total		0	1.000	CN	Gen pop, > 1 yrs	421	345.63	NR	NR	1	0.00	0%	0%	0%
PE 0112	Eggs	Total		0	1.000	PRIMO-UK	Child	P97.5	108.00	NR	NR	1	0.00	0%	0%	0%

Annex 4

FENPYRAZAMINE (298)

Acute RfD= 0.8 mg/kg bw (800 µg/kg bw)

IESTI

Maximum %ARfD:

40%
all

40%
gen pop

30%
child

Codex Code	Commodity	Processing	STMR or STMR-P mg/kg	HR or HR-P mg/kg	DCF	Country	Population group	n	Large portion, g/person	Unit weight, edible portion, g	Variability factor	Case	IESTI µg/kg bw/day	% acute RfD rounded	% acute RfD rounded	% acute RfD rounded
FS 0013	Cherries (all commodities)	highest utilisation: raw	0.74	2.2	1.000	DE	Child, 2-4 yrs	24	187.50	7.2	NR	1	0.3 - 25.54	0% - 3%	0% - 3%	0% - 3%
FS 0302	Jujube, Chinese	Total		1.7	1.000	CN	Gen pop, > 1 yrs	1328	286.17	15.0	NR	1	9.14	1%	1%	-
FS 0014	Plums (all commodities)	highest utilisation: dried (prunes)	0.455	1.7	3.500	AU	Child, 2-6 yrs	13	447.59	10.4	NR	1	0.2 - 140.17	0% - 20%	0% - 6%	0% - 20%
FS 0240	Apricot (all commodities)	highest utilisation: raw with peel (incl consumption without peel)	1.1	3.8	1.000	AU	Gen pop, > 2 yrs	77	1056.90	54.5	3	2a	0.46 - 66.13	0% - 8%	0% - 8%	0% - 9%
FS 2237	Japanese apricot (ume)	Total		3.8	1.000	JP	Child, 1-6 yrs	25	25.50	<25	NR	1	5.35	1%	0%	1%
FS 0245	Nectarine (all commodities)	highest utilisation: raw with peel (incl consumption without peel)	1.1	3.8	1.000	NL	toddler, 8-20 m	6	183.60	131.0	3	2a	0.46 - 165.97	0% - 20%	0% - 7%	0% - 20%
FS 0247	Peach (all commodities)	highest utilisation: Total	1.1	3.8	1.000	CA	Child, <6 yrs	109	264.11	255.0	3	2a	0.46 - 200.42	0% - 30%	0% - 9%	0% - 30%
FB 0264	Blackberries (all commodities)	highest utilisation: Total	2.05	3.3	1.000	PRIMO-UK	Toddler	P97.5	155.40	<25	NR	1	0.36 - 35.37	0% - 4%	0% - 3%	0% - 4%
FB 0266	Dewberries, incl boysen- & loganberry	Total		3.3	1.000	PRIMO-UK	Toddler	P97.5	25.51	<25	NR	1	5.80	1%	1%	1%
FB 0272	Raspberries, red, black (all commodities)	highest utilisation: Total	2.05	3.3	1.000	FR	child, 3-6 yrs	21	157.50	4.3	NR	1	0.9 - 27.5	0% - 3%	0% - 2%	0% - 3%
FB 0020	Blueberries (all commodities)	highest utilisation: Total	0.985	2.9	1.000	CA	Child, <6 yrs	189	176.21	1.8	NR	1	0.14 - 33.19	0% - 4%	0% - 2%	0% - 4%
FB 0021	Currants, red, black, white (all commodities)	highest utilisation: Total	0.985	2.9	1.000	AU	Gen pop, > 2 yrs	322	797.60	14.9	NR	1	0.64 - 34.52	0% - 4%	0% - 4%	0% - 4%
FB 0268	Gooseberries (all commodities)	highest utilisation: raw with skin	0.985	2.9	1.000	DE	Women, 14-50 yrs	10	338.10	<25	NR	1	0.19 - 14.53	0% - 2%	0% - 2%	0% - 0%
FB 0273	Rose hips (all commodities)	highest utilisation: jam (incl jelly)	0.985	2.9	1.000	CA	Child, <6 yrs	443	78.10	NR	NR	3	0.63 - 5	0% - 1%	0% - 0%	0% - 1%
FB 0269	Grape (all commodities)	highest utilisation: raw with skin	0.5 - 1.88	3.4 - 9.2	1.000	CN	Child, 1-6 yrs	232	366.72	636.6	3	2b	7.97 - 231.82	1% - 30%	0% - 10%	0% - 30%
FB 0275	Strawberry (all commodities)	highest utilisation: Total	0.94	2	1.000	FR	child, 3-6 yrs	110	339.40	13.4	NR	1	0.53 - 35.92	0% - 4%	0% - 2%	0% - 4%

Annex 4

622

FENPYRAZAMINE (298)

Acute RfD= 0.8 mg/kg bw (800 µg/kg bw)

IESTI

Maximum %ARfD:

40%
all40%
gen pop30%
child

Codex Code	Commodity	Processing	STMR or STMR-P mg/kg	HR or HR-P mg/kg	DCF	Country	Population group	n	Large portion, g/person	Unit weight, edible portion, g	Variability factor	Case	IESTI µg/kg bw/day	% acute RfD rounded	% acute RfD rounded	% acute RfD rounded
VC 0424	Cucumber (all commodities)	highest utilisation: raw with skin	0.23	0.38	1.000	CN	Child, 1-6 yrs	340	212.11	458.1	3	2b	0.09 - 14.99	0% - 2%	0% - 1%	0% - 2%
VO 0440	Egg plant (aubergine) (all commodities)	highest utilisation: raw with skin	0.81	1.8	1.000	CN	Child, 1-6 yrs	969	253.44	443.9	3	2b	0.92 - 84.82	0% - 10%	0% - 6%	0% - 10%
VO 0443	Pepino (Melon pear, Tree melon)	Total		1.8	1.000	AU	Gen pop, > 2 yrs	3	73.89	122.9	3	2b	5.96	1%	1%	-
VO 0445	Peppers, sweet (incl. pim(i)ento) (bell pepper, paprika) (all commodities)	highest utilisation: raw with skin	0.9	1.5	1.000	CN	Child, 1-6 yrs	1002	169.85	170.0	3	2b	0.16 - 47.37	0% - 6%	0% - 2%	0% - 6%
VO 0448	Tomato (all commodities)	highest utilisation: dried	0.81	1.8	14.000	AU	Gen pop, > 2 yrs	61	861.10	8.0	NR	1	4.28 - 323.88	1% - 40%	0% - 40%	1% - 9%
-	Gilo (scarlet egg plant) (all commodities)	highest utilisation: cooked/boiled (with skin)	0	1.8	1.000	BR	Gen pop, > 10 yrs	280	360.50	28.5	3	2a	11.64 - 11.64	1% - 1%	1% - 1%	0% - 0%
VL 0482	Lettuce, head (all commodities)	highest utilisation: raw	0.195	2.4	1.000	NL	Child, 2-6 yrs	91	140.10	338.9	3	2b	0.11 - 54.82	0% - 7%	0% - 3%	0% - 7%
VL 0483	Lettuce, leaf (all commodities)	highest utilisation: Total	0.195	2.4	1.000	CN	Child, 1-6 yrs	243	387.25	305.4	3	2a	0.11 - 148.44	0% - 20%	0% - 6%	0% - 20%
TN 0660	Almonds (all commodities)	highest utilisation: composite foods; unspecified ind processed	0.02	0	1.000	NL	Child, 2-6 yrs	153	8.92	NR	NR	3	0 - 0.01	0% - 0%	0% - 0%	0% - 0%
MM 0095	Meat from mammals other than marine mammals	Total	NA	NA	1.000	CN	Child, 1-6 yrs	302	264.84	NR	NR	1	NA	0%	0%	0%
MM 0095	Meat from mammals other than marine mammals: 20% as fat	Total		0	1.000	CN	Child, 2-6 yrs	302	52.97	NR	NR	1	0.00	0%	0%	0%
MM 0095	Meat from mammals other than marine mammals: 80% as muscle	Total		0	1.000	CN	Child, 2-6 yrs	302	211.87	NR	NR	1	0.00	0%	0%	0%
MF 0100	Mammalian fats (except milk fats)	Total		0	1.000	FR	child, 3-6 yrs	103	64.80	NR	NR	1	0.00	0%	0%	0%
MO 0105	Edible offal (mammalian)	Total		0.038	1.000	ZA	Gen pop, > 10 yrs	-	523.58	NR	NR	1	0.36	0%	0%	0%
ML 0106	Milks	Total	0		1.000	PRIMO-UK	Child	P97.5	1080.70	NR	NR	3	0.00	0%	0%	0%

Annex 4

Annex 4

FENPYROXIMATE (192)

Acute RfD= 0.01 mg/kg bw (10 µg/kg bw)

IESTI

Maximum %ARfD:

310%
all

310%
gen pop

270%
child

Codex Code	Commodity	Processing	STMR or STMR-P mg/kg	HR or HR-P mg/kg	DCF	Country	Population group	n	Large portion, g/person	Unit weight, edible portion, g	Variability factor	Case	IESTI µg/kg bw/day	% acute RfD rounded	% acute RfD rounded	% acute RfD rounded
FC 0303	Kumquats (all commodities)	highest utilisation: Total	0	.034	1.000	JP	Gen pop, > 1 yrs	135	120.00	<25	NR	1	.01 - .08	0% - 1%	0% - 1%	1% - 1%
FC 0204	Lemon (all commodities)	highest utilisation: Total	.02	.034	1.000	FR	child, 3-6 yrs	55	58.15	64.0	3	2b	.01 - .31	0% - 3%	0% - 2%	0% - 3%
FC 0205	Lime (all commodities)	highest utilisation: Total	.02	.034	1.000	AU	Gen pop, > 2 yrs	579	259.21	49.0	3	2a	0 - .18	0% - 2%	0% - 2%	0% - 2%
FC 0003	Mandarins (incl mandarin-like hybrids) (all commodities)	highest utilisation: raw, without peel	.02	.034	1.000	CN	Child, 1-6 yrs	151	586.75	124.3	3	2a	0 - 1.76	0% - 20%	0% - 8%	0% - 20%
FC 0004	Oranges, sweet, sour (incl orange-like hybrids) (all commodities)	highest utilisation: Total	.02	.034	1.000	AU	Child, 2-6 yrs	1735	800.83	155.8	3	2a	.01 - 1.99	0% - 20%	0% - 10%	0% - 20%
FC 0005	Pummelo and Grapefruits (incl Shaddock-like hybrids, among others Grapefruit) (all commodities)	highest utilisation: raw, without peel	.02	.034	1.000	DE	Child, 2-4 yrs	12	358.60	178.5	3	2a	0 - 1.51	0% - 20%	0% - 9%	0% - 20%
FP 0226	Apple (all commodities)	highest utilisation: raw with peel (incl consumption without peel)	.075	.15	1.000	CN	Child, 1-6 yrs	1314	403.39	255.0	3	2a	.21 - 8.49	2% - 80%	1% - 30%	2% - 80%
FP 0230	Pear	Total		0.14	1.000	CA	Child, <6 yrs	175	498.28	255.0	3	2a	9.70	100%	20%	100%
FP 0230	Pear (all other commodities)	highest utilisation: raw with peel (incl consumption without peel)	.078	.14	1.000	CN	Child, 1-6 yrs	413	418.33	255.0	3	2a	.02 - 8.05	0 - 80%	0 - 30%	0 - 80%
FS 0013	Cherries	Total		0.99	1.000	PRIMO-DK	Child	P97.5	236.71	<25	NR	1	10.65	110%	60%	110%
FS 0013	Cherries	raw		0.99	1.000	DE	Child, 2-4 yrs	24	187.50	7.2	NR	1	11.49	110%	110%	110%
FS 0013	Cherries (all other commodities)	highest utilisation: canned/preserved	.58	.99	1.000	NL	Child, 2-6 yrs	E	58.90	5.0	NR	1	.24 - 3.17	2 - 30%	2 - 10%	2 - 30%
FS 0302	Jujube, Chinese	Total		0.1	1.000	CN	Gen pop, > 1 yrs	1328	286.17	15.0	NR	1	0.54	5%	5%	-
FS 0014	Plums (all other commodities)	highest utilisation: Total	.155	.33	1.000	FR	child, 3-6 yrs	24	219.71	93.0	3	2a	.07 - 7.08	1 - 70%	1 - 50%	0 - 70%
FS 0014	Plums	raw with peel (incl consumption without		0.33	1.000	TH	Child, 3-6 yrs	11	376.88	93.0	3	2a	10.86	110%	40%	110%

Annex 4

FENPYROXIMATE (192)

Acute RfD= 0.01 mg/kg bw (10 µg/kg bw)

IESTI

Maximum %ARfD:

310%
all

310%
gen pop

270%
child

Codex Code	Commodity	Processing	STMR or STMR-P mg/kg	HR or HR-P mg/kg	DCF	Country	Population group	n	Large portion, g/person	Unit weight, edible portion, g	Variability factor	Case	IESTI µg/kg bw/day	% acute RfD rounded	% acute RfD rounded	% acute RfD rounded
		peel)														
DF 0014	Plums	dried (prunes)		0.33	3.500	AU	Child, 2-6 yrs	13	447.59	10.4	NR	1	27.21	270%	90%	270%
FS 0240	Apricot (all commodities)	highest utilisation: raw with peel (incl consumption without peel)	.17	.25	1.000	AU	Gen pop, > 2 yrs	77	1056.90	54.5	3	2a	.07 - 4.35	1% - 40%	0% - 40%	1% - 50%
FS 2237	Japanese apricot (ume)	Total		0.25	1.000	JP	Child, 1-6 yrs	25	25.50	<25	NR	1	0.35	4%	1%	4%
FS 0245	Nectarine (all other commodities)	highest utilisation: Total	.17	.25	1.000	CA	Child, <6 yrs	37	353.22	127.5	3	2a	.07 - 9.34	1 - 90%	0 - 40%	1 - 90%
FS 0245	Nectarine	raw with peel (incl consumption without peel)		0.25	1.000	NL	toddler, 8-20 m	6	183.60	131.0	3	2a	10.92	110%	30%	110%
FS 0247	Peach	Total		0.25	1.000	CA	Child, <6 yrs	109	264.11	255.0	3	2a	13.19	130%	50%	130%
FS 0247	Peach	raw with peel (incl consumption without peel)		0.25	1.000	JP	Child, 1-6 yrs	76	306.00	255.0	3	2a	13.16	130%	40%	130%
FS 0247	Peach (all other commodities)	highest utilisation: canned/preserved	.17	.25	1.000	NL	Child, 2-6 yrs	E	118.50	60.0	3	2a	.07 - 3.24	1 - 30%	0 - 20%	1 - 30%
FB 0272	Raspberries, red, black (all commodities)	highest utilisation: Total	.07	.11	1.000	FR	child, 3-6 yrs	21	157.50	4.3	NR	1	.03 - .92	0% - 9%	0% - 5%	0% - 9%
FB 0269	Grape (all commodities)	highest utilisation: raw with skin	.005 - .035	.06 - .12	1.000	CN	Child, 1-6 yrs	232	366.72	636.6	3	2b	.1 - 4.09	1% - 40%	1% - 20%	0% - 40%
FB 0275	Strawberry (all commodities)	highest utilisation: Total	.06	.2	1.000	FR	child, 3-6 yrs	110	339.40	13.4	NR	1	0 - 3.59	0% - 40%	0% - 20%	0% - 40%
FI 0326	Avocado (all commodities)	highest utilisation: Total	0	.1	1.000	AU	Child, 2-6 yrs	182	229.90	171.4	3	2a	1.54 - 3.01	20% - 30%	10% - 20%	10% - 30%
VC 0046	Melons, except watermelon (all commodities)	highest utilisation: Total	.05	.09	1.000	PRIMO-BE	Child	P97.5	540.00	540.0	3	2b	0 - 8.19	0% - 80%	0% - 40%	0% - 80%
VC 0424	Cucumber (all commodities)	highest utilisation: raw with skin	.13	.24	1.000	CN	Child, 1-6 yrs	340	212.11	458.1	3	2b	.05 - 9.46	0% - 90%	0% - 60%	0% - 90%
VC 0431	Squash, summer (courgette, marrow, zucchetti, zucchini) (all commodities)	highest utilisation: Total	.03	.04	1.000	US	Child, < 6 yrs	252	149.52	186.2	3	2b	.02 - 1.24	0% - 10%	0% - 7%	0% - 10%
VC 0432	Watermelon	Total		0.1	1.000	CA	Child, <6 yrs	171	953.64	4302.4	3	2b	18.54	190%	130%	190%
VC 0432	Watermelon	raw without peel		0.1	1.000	JP	Child, 1-6	56	448.80	3000.0	3	2b	8.63	90%	90%	90%

Annex 4

FENPYROXIMATE (192)

Acute RfD= 0.01 mg/kg bw (10 µg/kg bw)

IESTI

Maximum %ARfD:

310%
all

310%
gen pop

270%
child

Codex Code	Commodity	Processing	STMR or STMR-P mg/kg	HR or HR-P mg/kg	DCF	Country	Population group	n	Large portion, g/person	Unit weight, edible portion, g	Variability factor	Case	IESTI µg/kg bw/day	% acute RfD rounded	% acute RfD rounded	% acute RfD rounded
VC 0432	Watermelon	juice (pasteurised)	0.1		1.000	NL	Gen pop, > 10 yrs	0	NC	NR	NR	3	NC	NC	NC	NC
VO 0440	Egg plant (aubergine) (all commodities)	highest utilisation: raw with skin	.1	.17	1.000	CN	Child, 1-6 yrs	969	253.44	443.9	3	2b	.11 - 8.01	1% - 80%	0% - 40%	1% - 80%
VO 0445	Peppers, sweet (incl. pim(i)ento) (bell pepper, paprika) (all commodities)	highest utilisation: raw with skin	.05	.13	1.000	CN	Child, 1-6 yrs	1002	169.85	170.0	3	2b	.01 - 4.11	0% - 40%	0% - 20%	0% - 40%
VO 0448	Tomato (all other commodities)	highest utilisation: Total	.1	.17	1.000	CA	Child, <6 yrs	340	250.22	174.6	3	2a	.53 - 6.46	5 - 60%	3 - 20%	5 - 60%
VO 0448	Tomato	dried		0.17	14.000	AU	Gen pop, > 2 yrs	61	861.10	8.0	NR	1	30.59	310%	310%	10%
-	Gilo (scarlet egg plant) (all commodities)	highest utilisation: cooked/boiled (with skin)	0	.17	1.000	BR	Gen pop, > 10 yrs	280	360.50	28.5	3	2a	1.1 - 1.1	10% - 10%	10% - 10%	0% - 0%
VP 0061	Beans, green, with pods, raw: beans except broad bean & soya bean (i.e. immature seeds + pods) (Phaseolus spp) (all commodities)	highest utilisation: Total	.08	.42	1.000	CA	Child, <6 yrs	261	203.31	19.4	NR	1	.12 - 5.67	1% - 60%	1% - 30%	1% - 60%
VR 0589	Potato (all commodities)	highest utilisation: Total	0	0	1.000	ZA	Child, 1-5 yrs	-	299.62	216.0	3	2a	0 - 0	0% - 0%	0% - 0%	0% - 0%
GC 0645	Maize (corn) (all commodities)	highest utilisation: Oil (refined)	.00016 - .99	0	1.000	AU	Child, 2-6 yrs	4	28.26	NR	NR	3	0 - 1.47	0% - 10%	0% - 5%	0% - 10%
TN 0295	Cashew nut (all commodities)	highest utilisation: raw incl roasted	0	0	1.000	TH	child, 3-6 yrs	374	98.84	2.5	NR	1	0 - 0	0% - 0%	0% - 0%	0% - 0%
TN 0660	Almonds (all commodities)	highest utilisation: raw incl roasted	0	0	1.000	DE	Women, 14-50 yrs	24	100.00	1.2	NR	1	0 - 0	0% - 0%	0% - 0%	0% - 0%
TN 0662	Brazil nut (all commodities)	highest utilisation: Total	0	0	1.000	FR	gen pop, > 3 yrs	1	57.57	4.0	NR	1	0 - 0	0% - 0%	0% - 0%	0% - 0%
TN 0664	Chestnuts (all commodities)	highest utilisation: Total	0	0	1.000	FR	child, 3-6 yrs	14	170.41	17.4	NR	1	0 - 0	0% - 0%	0% - 0%	0% - 0%
TN 0665	Coconut (all commodities)	highest utilisation: raw (i.e. nutmeat)	0	0	1.000	TH	child, 3-6 yrs	826	423.40	383.0	3	2a	0 - 0	0% - 0%	0% - 0%	0% - 0%
TN 0666	Hazelnut (all commodities)	highest utilisation: Total	0	0	1.000	FR	child, 3-6 yrs	148	27.24	1.2	NR	1	0 - 0	0% - 0%	0% - 0%	0% - 0%
TN 0669	Macadamia nut (all commodities)	highest utilisation: Total	0	0	1.000	US	Gen pop, 0-85 yrs	10	66.46	3.2	NR	1	0 - 0	0% - 0%	0% - 0%	0% - 0%

Annex 4

FENPYROXIMATE (192)

Acute RfD= 0.01 mg/kg bw (10 µg/kg bw)

IESTI

Maximum %ARfD:

310%
all

310%
gen pop

270%
child

Codex Code	Commodity	Processing	STMR or HR or DCF			Country	Population group	n	Large portion, g/person	Unit weight, edible portion, g	Variability factor	Case	IESTI µg/kg bw/day	% acute RfD rounded	% acute RfD rounded	% acute RfD rounded
			STMR-P mg/kg	HR-P mg/kg	DCF											
TN 0672	Pecan (all commodities)	highest utilisation: Total	0	0	1.000	PRIMO-UK	Adult vegetarian	P97.5	152.01	<25	NR	1	0 - 0	0% - 0%	0% - 0%	0% - 0%
TN 0673	Pine nut (all commodities)	highest utilisation: Total	0	0	1.000	BR	Gen pop, > 10 yrs	47	200.00	0.2	NR	1	0 - 0	0% - 0%	0% - 0%	0% - 0%
TN 0675	Pistachio nut (all commodities)	highest utilisation: Total	0	0	1.000	CA	Gen pop, all ages	107	252.22	0.9	NR	1	0 - 0	0% - 0%	0% - 0%	0% - 0%
TN 0678	Walnut (all commodities)	highest utilisation: raw incl roasted	0	0	1.000	DE	Child, 2-4 yrs	75	49.40	7.0	NR	1	0 - 0	0% - 0%	0% - 0%	0% - 0%
SB 0716	Coffee beans (all commodities)	highest utilisation: extract (beverage)	.025	0	0.180	CA	women, 15-49 yrs	2666	2088.65	NR	NR	3	0 - .14	0% - 1%	0% - 1%	0% - 1%
DH 1100	Hops, dry (all commodities)	highest utilisation: raw = dried	5.1	0	1.000	US	Gen pop, 0-85 yrs	3162	24.49	<25	NR	3	.37 - 1.77	4% - 20%	4% - 20%	0% - 1%
DT 1114	Tea, green, black (black, fermented and dried) (all commodities)	highest utilisation: raw = dried	.0015 - 1.4	0	1.000	CN	Gen pop, > 1 yrs	679	75.88	<25	NR	3	.06 - 2	1% - 20%	1% - 20%	1% - 10%
MM 0095	Meat from mammals other than marine mammals	Total	NA	NA	1.000	CN	Child, 1-6 yrs	302	264.84	NR	NR	1	NA	10%	9%	10%
MM 0095	Meat from mammals other than marine mammals: 20% as fat	Total		0.02	1.000	CN	Child, 2-6 yrs	302	52.97	NR	NR	1	0.07	1%	0%	1%
MM 0095	Meat from mammals other than marine mammals: 80% as muscle	Total		0.089	1.000	CN	Child, 2-6 yrs	302	211.87	NR	NR	1	1.17	10%	8%	10%
MF 0100	Mammalian fats (except milk fats)	Total		0.0015	1.000	FR	child, 3-6 yrs	103	64.80	NR	NR	1	0.01	0%	0%	0%
MO 0105	Edible offal (mammalian)	Total		0.455	1.000	ZA	Gen pop, > 10 yrs	-	523.58	NR	NR	1	4.28	40%	40%	40%
ML 0106	Milks	Total		0.0015	1.000	PRIMO-UK	Child	P97.5	1080.70	NR	NR	3	ND	-	-	-

Annex 4

628

FLUOPYRAM (243)

Acute RfD= 0.5 mg/kg bw (500 µg/kg bw)

IESTI
Maximum %ARfD:100%
all30%
gen pop100%
child

Codex Code	Commodity	Processing	STMR or STMR-P mg/kg	HR or HR-P mg/kg	DCF	Country	Population group	n	Large portion, g/person	Unit weight, edible portion, g	Variability factor	Case	IESTI µg/kg bw/day	% acute RfD rounded	% acute RfD rounded	% acute RfD rounded
FC 0303	Kumquats (all commodities)	highest utilisation: Total		0.51	1.000	JP	Gen pop, > 1 yrs	135	120.00	<25	NR	1	0.09 - 1.22	0% - 0%	0% - 0%	0% - 0%
FC 0204	Lemon (all commodities)	highest utilisation: Total	0.325	0.51	1.000	FR	child, 3-6 yrs	55	58.15	64.0	3	2b	0.09 - 4.71	0% - 1%	0% - 1%	0% - 1%
FC 0205	Lime (all commodities)	highest utilisation: Total	0.325	0.51	1.000	AU	Gen pop, > 2 yrs	579	259.21	49.0	3	2a	0.03 - 2.72	0% - 1%	0% - 1%	0% - 1%
FC 0003	Mandarins (incl mandarin-like hybrids) (all commodities)	highest utilisation: raw, without peel	0.15	0.37	1.000	CN	Child, 1-6 yrs	151	586.75	124.3	3	2a	0.03 - 19.16	0% - 4%	0% - 2%	0% - 4%
FC 0004	Oranges, sweet, sour (incl orange-like hybrids) (all commodities)	highest utilisation: Total	0.015 - 2.4	0.37 - 0.67	1.000	AU	Child, 2-6 yrs	1735	800.83	155.8	3	2a	0.1 - 21.66	0% - 4%	0% - 2%	0% - 4%
FC 0005	Pummelo and Grapefruits (incl Shaddock-like hybrids, among others Grapefruit) (all commodities)	highest utilisation: raw, without peel	0.14	0.23	1.000	DE	Child, 2-4 yrs	12	358.60	178.5	3	2a	0.02 - 10.19	0% - 2%	0% - 1%	0% - 2%
FP 0226	Apple (all commodities)	highest utilisation: raw with peel (incl consumption without peel)	0.01 - 0.135	0.09 - 0.28	1.000	CN	Child, 1-6 yrs	1314	403.39	255.0	3	2a	0.12 - 15.85	0% - 3%	0% - 1%	0% - 3%
FP 0227	Crab-apple (all commodities)	highest utilisation: raw with peel		0.28	1.000	CN	Gen pop, > 1 yrs	204	488.33	<25	NR	1	2.57 - 2.57	1% - 1%	1% - 1%	0% - 0%
FP 0228	Loquat (Japanese medlar) (all commodities)	highest utilisation: raw without peel		0.28	1.000	JP	Gen pop, > 1 yrs	113	326.40	49.0	3	2a	0.5 - 2.19	0% - 0%	0% - 0%	0% - 0%
FP 0229	Medlar	Total		0.28	1.000	PRIMO-ES	Child	P97.5	108.80	50.0	3	2a	1.70	0%	0%	0%
FP 0230	Pear (all commodities)	highest utilisation: Total	0.135	0.28	1.000	CA	Child, <6 yrs	175	498.28	255.0	3	2a	0.03 - 19.39	0% - 4%	0% - 1%	0% - 4%
FT 0307	Persimmon, Japanese (all commodities)	highest utilisation: raw with peel (incl consumption without peel)		0.28	1.000	TH	Child, 3-6 yrs	20	264.88	227.5	3	2a	4.12 - 11.79	1% - 2%	1% - 1%	2% - 2%
FP 0231	Quince (all commodities)	highest utilisation: Total	0.135	0.28	1.000	PRIMO-ES	Child	P97.5	142.47	56.0	3	2a	0 - 2.07	0% - 0%	0% - 1%	0% - 0%

Annex 4

FLUOPYRAM (243)

Acute RfD= 0.5 mg/kg bw (500 µg/kg bw)

IESTI

Maximum %ARfD:

100%
all

30%
gen pop

100%
child

Codex Code	Commodity	Processing	STMR or DCF			Country	Population group	n	Large portion, g/person	Unit weight, edible portion, g	Variability factor	Case	IESTI µg/kg bw/day	% acute RfD rounded	% acute RfD rounded	% acute RfD rounded
			STMR-P mg/kg	HR or HR-P mg/kg	DCF											
FS 0013	Cherries (all commodities)	highest utilisation: raw	0.57	1.2	1.000	DE	Child, 2-4 yrs	24	187.50	7.2	NR	1	0.23 - 13.93	0% - 3%	0% - 3%	0% - 3%
FS 0302	Jujube, Chinese	Total		0.22	1.000	CN	Gen pop, > 1 yrs	1328	286.17	15.0	NR	1	1.18	0%	0%	-
FS 0014	Plums (all commodities)	highest utilisation: raw with peel (incl consumption without peel)	0.13	0.22 - 0.24	1.000	TH	Child, 3-6 yrs	11	376.88	93.0	3	2a	0.06 - 7.24	0% - 1%	0% - 1%	0% - 1%
FS 0240	Apricot (all commodities)	highest utilisation: raw with peel (incl consumption without peel)	0.22	0.69	1.000	AU	Gen pop, > 2 yrs	77	1056.90	54.5	3	2a	0.09 - 12.01	0% - 2%	0% - 2%	0% - 2%
FS 2237	Japanese apricot (ume)	Total		0.69	1.000	JP	Child, 1-6 yrs	25	25.50	<25	NR	1	0.97	0%	0%	0%
FS 0245	Nectarine (all commodities)	highest utilisation: raw with peel (incl consumption without peel)	0.22	0.69	1.000	NL	toddler, 8-20 m	6	183.60	131.0	3	2a	0.09 - 30.14	0% - 6%	0% - 2%	0% - 6%
FS 0247	Peach (all commodities)	highest utilisation: Total	0.22	0.69	1.000	CA	Child, <6 yrs	109	264.11	255.0	3	2a	0.09 - 36.39	0% - 7%	0% - 3%	0% - 7%
FB 0264	Blackberries (all commodities)	highest utilisation: Total	0.83	2.5	1.000	PRIMO-UK	Toddler	P97.5	155.40	<25	NR	1	0.14 - 26.79	0% - 5%	0% - 4%	0% - 5%
FB 0266	Dewberries, incl boysen- & loganberry	Total		2.5	1.000	PRIMO-UK	Toddler	P97.5	25.51	<25	NR	1	4.40	1%	1%	1%
FB 0272	Raspberries, red, black (all commodities)	highest utilisation: Total	0.83	2.5	1.000	FR	child, 3-6 yrs	21	157.50	4.3	NR	1	0.37 - 20.83	0% - 4%	0% - 2%	0% - 4%
FB 0020	Blueberries (all commodities)	highest utilisation: Total	1.15	4.9	1.000	CA	Child, <6 yrs	189	176.21	1.8	NR	1	0.17 - 56.09	0% - 10%	0% - 5%	0% - 10%
FB 0021	Currants, red, black, white (all commodities)	highest utilisation: Total	1.15	4.9	1.000	AU	Gen pop, > 2 yrs	322	797.60	14.9	NR	1	0.75 - 58.33	0% - 10%	0% - 10%	0% - 9%
FB 0268	Gooseberries (all commodities)	highest utilisation: raw with skin	1.15	4.9	1.000	DE	Women, 14-50 yrs	10	338.10	<25	NR	1	0.22 - 24.55	0% - 5%	0% - 4%	0% - 1%
FB 0273	Rose hips (all commodities)	highest utilisation: jam (incl jelly)	1.15	4.9	1.000	CA	Child, <6 yrs	443	78.10	NR	NR	3	0.73 - 5.84	0% - 1%	0% - 0%	0% - 1%
FB 0269	Grape (all commodities)	highest utilisation: raw with skin	0.012 - 0.58	1 - 2.9	1.000	CN	Child, 1-6 yrs	232	366.72	636.6	3	2b	0.52 - 68.18	0% - 10%	0% - 6%	0% - 10%
FB 0275	Strawberry (all commodities)	highest utilisation: Total	0.008 - 0.025	0.23	1.000	FR	child, 3-6 yrs	110	339.40	13.4	NR	1	0.01 - 4.13	0% - 1%	0% - 0%	0% - 1%

Annex 4

630

FLUOPYRAM (243)

Acute RfD= 0.5 mg/kg bw (500 µg/kg bw)

IESTI

Maximum %ARfD:

100%
all30%
gen pop100%
child

Codex Code	Commodity	Processing	STMR or STMR-P mg/kg	HR or HR-P mg/kg	DCF	Country	Population group	n	Large portion, g/person	Unit weight, edible portion, g	Variability factor	Case	IESTI µg/kg bw/day	% acute RfD rounded	% acute RfD rounded	% acute RfD rounded
FI 0327	Banana (incl dwarf banana & plantain) (all commodities)	highest utilisation: raw without peel	0.175	0.51	1.000	CN	Child, 1-6 yrs	286	455.81	767.3	3	2b	0.08 - 43.22	0% - 9%	0% - 5%	0% - 9%
FI 0345	Mango (all commodities)	highest utilisation: raw without peel	0.02	0.053	1.000	NL	toddler, 8-20 m	11	160.43	288.8	3	2b	0.01 - 2.5	0% - 1%	0% - 0%	0% - 1%
VA 0381	Garlic (all commodities)	highest utilisation: raw without skin	0.01	0.04	1.000	CN	Child, 1-6 yrs	290	174.44	62.3	3	2a	0 - 0.74	0% - 0%	0% - 0%	0% - 0%
VA 0384	Leek (all commodities)	highest utilisation: raw	0.01	0.07	1.000	CN	Child, 1-6 yrs	401	149.40	175.5	3	2b	0 - 1.94	0% - 0%	0% - 0%	0% - 0%
VA 0385	Onion, bulb (all commodities)	highest utilisation: raw without skin	0.01	0.04	1.000	JP	Child, 1-6 yrs	748	102.00	244.4	3	2b	0 - 0.75	0% - 0%	0% - 0%	0% - 0%
VA 0387	Onion, Welsh (Japanese bunching onion, multiplying onion) (all commodities)	highest utilisation: raw		0.96	1.000	JP	Child, 1-6 yrs	305	35.70	97.0	3	2b	5.68 - 6.05	1% - 1%	1% - 1%	1% - 1%
VA 0389	Spring onion (all commodities)	highest utilisation: Total		7.3	1.000	PRIMO-UK	Child	P97.5	93.60	<25	NR	1	22.56 - 33.33	5% - 7%	2% - 2%	5% - 7%
VB 0041	Cabbage, head (all commodities)	highest utilisation: raw	0.01	0.05 - 0.08	1.000	CN	Child, 1-6 yrs	287	255.54	1402.5	3	2b	0.01 - 3.8	0% - 1%	0% - 0%	0% - 1%
VB 0400	Broccoli (all commodities)	highest utilisation: cooked/boiled	0.05	0.14	1.000	NL	toddler, 8-20 m	125	160.73	286.0	3	2b	0.09 - 6.62	0% - 1%	0% - 0%	0% - 1%
VB 0402	Brussels sprouts (all commodities)	highest utilisation: cooked/boiled	0.06	0.15	1.000	NL	toddler, 8-20 m	11	103.77	8.0	NR	1	0 - 1.53	0% - 0%	0% - 0%	0% - 0%
VB 0404	Cauliflower (all commodities)	highest utilisation: cooked/boiled	0.01	0.05	1.000	NL	toddler, 8-20 m	110	141.99	749.0	3	2b	0 - 2.09	0% - 0%	0% - 0%	0% - 0%
VC 0424	Cucumber (all commodities)	highest utilisation: raw with skin	0.19	0.11	1.000	CN	Child, 1-6 yrs	340	212.11	458.1	3	2b	0.07 - 4.34	0% - 1%	0% - 1%	0% - 1%
VO 0440	Egg plant (aubergine) (all commodities)	highest utilisation: raw with skin	0.11	0.37	1.000	CN	Child, 1-6 yrs	969	253.44	443.9	3	2b	0.12 - 17.43	0% - 3%	0% - 2%	0% - 3%
VO 0443	Pepino (Melon pear, Tree melon)	Total		0.37	1.000	AU	Gen pop, > 2 yrs	3	73.89	122.9	3	2b	1.22	0%	0%	-
VO 0444	Peppers, chili (all commodities)	highest utilisation: raw with skin	0.14	1.4 - 14	1.000	CN	Gen pop, > 1 yrs	1743	295.71	43.2	3	2a	0 - 10.05	0% - 2%	0% - 2%	0% - 0%
VO 0445	Peppers, sweet (incl. pim(j)ento) (bell pepper, paprika) (all commodities)	highest utilisation: raw with skin	0.14	1.4	1.000	CN	Child, 1-6 yrs	1002	169.85	170.0	3	2b	0.03 - 44.21	0% - 9%	0% - 3%	0% - 9%
VO 0447	Sweet corn (corn-on-the-cob)	highest utilisation: cooked/boiled	0.01	0.01	1.000	TH	Child, 3-6 yrs	1383	196.99	191.1	3	2a	0.01 - 0.34	0% - 0%	0% - 0%	0% - 0%

Annex 4

FLUOPYRAM (243)

Acute RfD= 0.5 mg/kg bw (500 µg/kg bw)

IESTI

Maximum %ARfD:

100%
all

30%
gen pop

100%
child

Codex Code	Commodity	Processing	STMR or STMR-P mg/kg	HR or HR-P mg/kg	DCF	Country	Population group	n	Large portion, g/person	Unit weight, edible portion, g	Variability factor	Case	IESTI µg/kg bw/day	% acute RfD rounded	% acute RfD rounded	% acute RfD rounded	
	(all commodities)																
VO 0448	Tomato (all commodities)	highest utilisation: dried	0.04 - 0.11	0.023 - 0.37	14.000	AU	Gen pop, > 2 yrs	61	861.10	8.0	NR	1	0.49 - 66.57	0% - 10%	0% - 10%	0% - 3%	
-	Gilo (scarlet egg plant) (all commodities)	highest utilisation: cooked/boiled (with skin)		0.37	1.000	BR	Gen pop, > 10 yrs	280	360.50	28.5	3	2a	2.39 - 2.39	0% - 0%	0% - 0%	0% - 0%	
VL 0482	Lettuce, head (all commodities)	highest utilisation: raw	2.2	8.4	1.000	NL	Child, 2-6 yrs	91	140.10	338.9	3	2b	1.29 - 191.87	0% - 40%	0% - 20%	0% - 40%	
VL 0483	Lettuce, leaf	Total		8.4	1.000	CN	Child, 1-6 yrs	243	387.25	305.4	3	2a	519.53	100%	30%	100%	
VL 0483	Lettuce, leaf (all other commodities)	highest utilisation: raw	2.2	8.4	1.000	NL	Child, 2-6 yrs	91	140.10	117.8	3	2a	1.29 - 171.48	0 - 30%	0 - 10%	0 - 30%	
VP 0061	Beans, green, with pods, raw: beans except broad bean & soya bean (i.e. immature seeds + pods) (Phaseolus spp) (all commodities)	highest utilisation: Total	0.2	0.69	1.000	CA	Child, <6 yrs	261	203.31	19.4	NR	1	0.3 - 9.32	0% - 2%	0% - 1%	0% - 2%	
VP 0062	Beans, green, without pods, raw: beans except broad bean & soya bean (i.e. immature seeds only) (Phaseolus spp.) (all commodities)	highest utilisation: Total	0.03	0.12	1.000	FR	child, 3-6 yrs	216	219.56	5.8	NR	1	0 - 1.39	0% - 0%	0% - 0%	0% - 0%	
VP 0063	Peas green, with pods, raw (i.e. immature seeds + pods) (Pisum spp) (all commodities)	highest utilisation: cooked/boiled	0.03	0.12	1.000	CN	Child, 1-6 yrs	1056	290.21	6.2	NR	1	0.59 - 2.16	0% - 0%	0% - 0%	0% - 0%	
VD 0071	Beans (dry) (Phaseolus spp) (all commodities)	highest utilisation: Total	0.014		1.000	PRIMO-UK	Child	P97.5	159.00	<25	NR	3	0.03 - 0.26	0% - 0%	0% - 0%	0% - 0%	
VD 0072	Peas (dry) (Pisum spp, Vigna spp) (all commodities)	highest utilisation: cooked/boiled	0.058		0.400	CN	Gen pop, > 1 yrs	268	1673.82	<25	NR	3	0.04 - 0.73	0% - 0%	0% - 0%	0% - 0%	
VD 0523	Broad bean (dry) (Vicia spp) (all commodities)	highest utilisation: cooked/boiled	0.014		0.400	CN	Gen pop, > 1 yrs	737	1190.24	<25	NR	3	0.01 - 0.13	0% - 0%	0% - 0%	0% - 0%	
VD 0524	Chick-pea (dry) (Cicer spp) (all commodities)	highest utilisation: canned/preserved	0.058		0.400	NL	Child, 2-6 yrs	6	144.66	<25	NR	3	0.04 - 0.18	0% - 0%	0% - 0%	0% - 0%	

Annex 4

FLUOPYRAM (243)

Acute RfD= 0.5 mg/kg bw (500 µg/kg bw)

IESTI

Maximum %ARfD:

100%
all

30%
gen pop

100%
child

Codex Code	Commodity	Processing	STMR or STMR-P mg/kg	HR or HR-P mg/kg	DCF	Country	Population group	n	Large portion, g/person	Unit weight, edible portion, g	Variability factor	Case	IESTI µg/kg bw/day	% acute RfD rounded	% acute RfD rounded	% acute RfD rounded
VD 0531	Hyacinth bean (dry) (Lablab spp) (all commodities)	highest utilisation: cooked/boiled	0.014		0.400	CN	Gen pop, > 1 yrs	1219	972.42	<25	NR	3	0.1 - 0.1	0% - 0%	0% - 0%	0% - 0%
VD 0533	Lentil (dry) (Lens spp) (all commodities)	highest utilisation: Total	0.058		1.000	FR	child, 3-6 yrs	66	290.77	0.1	NR	3	0.11 - 0.89	0% - 0%	0% - 0%	0% - 0%
VD 0537	Pigeon pea (dry) (Cajanus spp)	Total	0.058		1.000	AU	Gen pop, > 2 yrs	129	95.83	<25	NR	3	0.08	0%	0%	0%
VD 0541	Soya bean (dry) (Glycine spp) (all commodities)	highest utilisation: Total	0.00041 - 0.0205		1.000	CN	Child, 1-6 yrs	179	239.05	<25	NR	3	0 - 0.3	0% - 0%	0% - 0%	0% - 0%
-	Mung bean sprouts (all commodities)	highest utilisation: raw	0.0205		1.000	CN	Child, 1-6 yrs	170	226.66	<25	NR	3	0.02 - 0.29	0% - 0%	0% - 0%	0% - 0%
VR 0577	Carrot (all commodities)	highest utilisation: raw with skin	0.09	0.19	1.000	CN	Child, 1-6 yrs	400	234.68	300.0	3	2b	0.01 - 8.29	0% - 2%	0% - 1%	0% - 2%
VR 0589	Potato (all commodities)	highest utilisation: Total	0.013 - 0.021	0.053 - 0.083	1.000	ZA	Child, 1-5 yrs	-	299.62	216.0	3	2a	0.01 - 4.28	0% - 1%	0% - 0%	0% - 1%
VR 0596	Sugar beet (all commodities)	highest utilisation: Total	0.01	0.02	1.000	PRIMO-UK	Child	P97.5	209.44	<25	NR	1	0.09 - 0.2	0% - 0%	0% - 0%	0% - 0%
VS 0469	Witloof chicory (sprouts) (all commodities)	highest utilisation: cooked/boiled	0.02	0.07	1.000	NL	toddler, 8-20 m	45	160.65	124.0	3	2a	0 - 2.8	0% - 1%	0% - 0%	0% - 1%
VS 0620	Artichoke globe (all commodities)	highest utilisation: Total		0.22	1.000	US	Child, < 6 yrs	2	117.23	51.2	3	2a	0.89 - 3.33	0% - 1%	0% - 0%	0% - 1%
VS 0621	Asparagus (all commodities)	highest utilisation: Total	0	0	1.000	US	Child, < 6 yrs	23	279.99	9.0	NR	1	0 - 0	0% - 0%	0% - 0%	0% - 0%
GC 0640	Barley (all commodities)	highest utilisation: beer	0.017		0.190	CA	Gen pop, all ages	2514	#####	NR	NR	3	0 - 0.87	0% - 0%	0% - 0%	0% - 0%
GC 0645	Maize (corn) (all commodities)	highest utilisation: beer	0.0036 - 0.027		0.190	CA	Gen pop, all ages	2514	#####	NR	NR	3	0 - 0.51	0% - 0%	0% - 0%	0% - 0%
GC 0656	Popcorn (i.e. maize destined for popcorn preparation) (all commodities)	highest utilisation: Total	0.01		1.000	AU	Child, 2-6 yrs	120	73.67	<25	NR	3	0.03 - 0.04	0% - 0%	0% - 0%	0% - 0%
GC 0647	Oats (all commodities)	highest utilisation: flakes (rolled oats)	0.017		1.000	CA	Child, <6 yrs	1909	539.23	NR	NR	3	0.01 - 0.58	0% - 0%	0% - 0%	0% - 0%
GC 0649	Rice (all commodities)	highest utilisation: Total	0.178 - 0.615		1.000	CA	Child, <6 yrs	666	461.40	<25	NR	3	0.04 - 5.38	0% - 1%	0% - 1%	1% - 1%
GC 0650	Rice	Rice milk	0.0676		0.040	AU	Child, 2-16 yrs	48	1265.78	NR	NR	3	0.09	0%	-	-

Annex 4

FLUOPYRAM (243)

Acute RfD= 0.5 mg/kg bw (500 µg/kg bw)

IESTI

Maximum %ARfD:

100%
all

30%
gen pop

100%
child

Codex Code	Commodity	Processing	STMR or STMR-P mg/kg	HR or HR-P mg/kg	DCF	Country	Population group	n	Large portion, g/person	Unit weight, edible portion, g	Variability factor	Case	IESTI µg/kg bw/day	% acute RfD rounded	% acute RfD rounded	% acute RfD rounded
GC 0649	Rice (all commodities)	highest utilisation: husked rice (cooked)	0.0676 - 0.68		0.400	JP	Child, 1-6 yrs	991	446.25	<25	NR	3	0.17 - 1.96	0% - 0%	0% - 0%	0% - 0%
GC 0650	Rye (all commodities)	highest utilisation: flakes	0.19		1.000	CA	Child, <6 yrs	1909	539.23	NR	NR	3	0.28 - 6.52	0% - 1%	0% - 0%	0% - 1%
GC 0653	Triticale	Total	0.19		1.000	DE	Gen pop, 14-80 yrs	####	394.70	<25	NR	3	0.98	0%	0%	0%
GC 0654	Wheat (all commodities)	highest utilisation: flakes	0.023 - 0.51		1.000	CA	Child, <6 yrs	1909	539.23	NR	NR	3	0.28 - 6.52	0% - 1%	0% - 0%	0% - 1%
TN 0295	Cashew nut (all commodities)	highest utilisation: raw incl roasted	0.01	0.03	1.000	TH	child, 3-6 yrs	374	98.84	2.5	NR	1	0.08 - 0.17	0% - 0%	0% - 0%	0% - 0%
TN 0660	Almonds (all commodities)	highest utilisation: Total	0.01	0.03	1.000	CA	Child, <6 yrs	62	63.32	1.2	NR	1	0 - 0.12	0% - 0%	0% - 0%	0% - 0%
TN 0662	Brazil nut (all commodities)	highest utilisation: Total		0.03	1.000	FR	gen pop, > 3 yrs	1	57.57	4.0	NR	1	0.02 - 0.03	0% - 0%	0% - 0%	0% - 0%
TN 0664	Chestnuts (all commodities)	highest utilisation: Total		0.03	1.000	FR	child, 3-6 yrs	14	170.41	17.4	NR	1	0.07 - 0.27	0% - 0%	0% - 0%	0% - 0%
TN 0665	Coconut (all commodities)	highest utilisation: raw (i.e. nutmeat)	0.01	0.03	1.000	TH	child, 3-6 yrs	826	423.40	383.0	3	2a	0.01 - 2.09	0% - 0%	0% - 0%	0% - 0%
TN 0666	Hazelnut (all commodities)	highest utilisation: Total	0.01	0.03	1.000	FR	child, 3-6 yrs	148	27.24	1.2	NR	1	0.01 - 0.04	0% - 0%	0% - 0%	0% - 0%
TN 0669	Macadamia nut (all commodities)	highest utilisation: Total	0.01	0.03	1.000	US	Gen pop, 0-85 yrs	10	66.46	3.2	NR	1	0 - 0.03	0% - 0%	0% - 0%	0% - 0%
TN 0672	Pecan (all commodities)	highest utilisation: Total	0.01	0.03	1.000	PRIMO-UK	Adult vegetarian	P97.5	152.01	<25	NR	1	0.02 - 0.07	0% - 0%	0% - 0%	0% - 0%
TN 0673	Pine nut (all commodities)	highest utilisation: Total		0.03	1.000	BR	Gen pop, > 10 yrs	47	200.00	0.2	NR	1	0.02 - 0.09	0% - 0%	0% - 0%	0% - 0%
TN 0675	Pistachio nut (all commodities)	highest utilisation: Total	0.01	0.03	1.000	CA	Gen pop, all ages	107	252.22	0.9	NR	1	0 - 0.11	0% - 0%	0% - 0%	0% - 0%
TN 0678	Walnut (all commodities)	highest utilisation: Total	0.01	0.03	1.000	PRIMO-BE	Child	P97.5	60.00	<25	NR	1	0 - 0.1	0% - 0%	0% - 0%	0% - 0%
SO 0495	Rape seed (all commodities)	highest utilisation: Oil (refined)	0.23 - 0.33		1.000	CA	Child, <6 yrs	1127	26.46	NR	NR	3	0.09 - 0.38	0% - 0%	0% - 0%	0% - 0%
SO 0691	Cotton seed (all commodities)	highest utilisation: Oil (refined)	0.000585 - 0.0585		1.000	US	Child, < 6 yrs	6354	3.13	NR	NR	3	0 - 0	0% - 0%	0% - 0%	0% - 0%
SO 0697	Peanut, shelled (groundnut) (all commodities)	highest utilisation: raw incl roasted	0.00033 - 0.033		1.000	CN	Child, 1-6 yrs	290	163.07	<25	NR	3	0 - 0.33	0% - 0%	0% - 0%	0% - 0%
SO 0702	Sunflower seed	highest utilisation:	0.00066 -		1.000	CA	women, 15-	121	296.25	<25	NR	3	0 - 0.31	0% - 0%	0% - 0%	0% - 0%

Annex 4

FLUOPYRAM (243)

Acute RfD= 0.5 mg/kg bw (500 µg/kg bw)

IESTI

Maximum %ARfD:

100%
all

30%
gen pop

100%
child

Codex Code	Commodity	Processing	STMR or STMR-P mg/kg	HR or HR-P mg/kg	DCF	Country	Population group	n	Large portion, g/person	Unit weight, edible portion, g	Variability factor	Case	IESTI µg/kg bw/day	% acute RfD rounded	% acute RfD rounded	% acute RfD rounded	
	(all commodities)	Total	0.066				49 yrs										
HH 0722	Basil (all commodities)	highest utilisation: Total	19 - 96	30	1.000	AU	Child, 2-16 yrs	143	44.19	<25	NR	1	5.16 - 34.88	1% - 7%	0% - 4%	1% - 7%	
HS 0730	Dill seed (all commodities)	highest utilisation: Total		23.5	1.000	US	Child, < 6 yrs	325	1.89	<25	NR	1	0.12 - 3.06	0% - 1%	0% - 0%	0% - 1%	
DH 1100	Hops, dry (all commodities)	highest utilisation: raw = dried	10.35		1.000	US	Gen pop, 0-85 yrs	3162	24.49	<25	NR	3	0.75 - 3.59	0% - 1%	0% - 1%	0% - 0%	
MM 0095	Meat from mammals other than marine mammals	Total	NA	NA	1.000	CN	Child, 1-6 yrs	302	264.84	NR	NR	1	NA	5%	3%	5%	
MM 0095	Meat from mammals other than marine mammals: 20% as fat	Total		1	1.000	CN	Child, 2-6 yrs	302	52.97	NR	NR	1	3.28	1%	0%	1%	
MM 0095	Meat from mammals other than marine mammals: 80% as muscle	Total		1.5	1.000	CN	Child, 2-6 yrs	302	211.87	NR	NR	1	19.70	4%	3%	4%	
MF 0100	Mammalian fats (except milk fats)	Total		1.5	1.000	FR	child, 3-6 yrs	103	64.80	NR	NR	1	5.14	1%	1%	1%	
MO 0105	Edible offal (mammalian)	Total		7.4	1.000	ZA	Gen pop, > 10 yrs	-	523.58	NR	NR	1	69.56	10%	10%	10%	
ML 0106	Milks	Total	0.48		1.000	PRIMO-UK	Child	P97.5	1080.70	NR	NR	3	59.62	10%	5%	10%	
PM 0110	Poultry meat	Total	NA	NA	1.000	CN	Child, 1-6 yrs	175	347.00	NR	NR	1	NA	4%	2%	4%	
PM 0110	Poultry meat: 10% as fat	Total		0.95	1.000	CN	Child, 1-6 yrs	175	34.70	NR	NR	1	2.04	0%	0%	0%	
PM 0110	Poultry meat: 90% as muscle	Total		0.9	1.000	CN	Child, 1-6 yrs	175	312.30	NR	NR	1	17.42	3%	2%	3%	
PF 0111	Poultry, fats	Total		0.9	1.000	CA	Child, <6 yrs	66	49.38	NR	NR	1	2.61	1%	0%	1%	
PO 0111	Poultry, edible offal (includes kidney, liver and skin)	Total		3	1.000	CN	Gen pop, > 1 yrs	421	345.63	NR	NR	1	19.48	4%	4%	3%	
PE 0112	Eggs	Total		1.4	1.000	PRIMO-UK	Child	P97.5	108.00	NR	NR	1	17.38	3%	2%	3%	

Annex 4

FLUPYRADIFURONE (285)

Acute RfD= 0.2 mg/kg bw (200 µg/kg bw)

IESTI

Maximum %ARfD:

30%
all

10%
gen pop

30%
child

Codex Code	Commodity	Processing	STMR or STMR-P mg/kg	HR or HR-P mg/kg	DCF	Country	Population group	n	Large portion, g/person	Unit weight, edible portion, g	Variability factor	Case	IESTI µg/kg bw/day	% acute RfD rounded	% acute RfD rounded	% acute RfD rounded
FS 0013	Cherries (all commodities)	highest utilisation: raw	0.19 - 0.555	1.1	1.000	DE	Child, 2-4 yrs	24	187.50	7.2	NR	1	0.23 - 12.77	0% - 6%	0% - 6%	0% - 6%
FS 0302	Jujube, Chinese	Total		0.59	1.000	CN	Gen pop, > 1 yrs	1328	286.17	15.0	NR	1	3.17	2%	2%	-
FS 0014	Plums (all commodities)	highest utilisation: dried (prunes)	0.23	0.59 - 2.95	1.000	AU	Child, 2-6 yrs	13	447.59	10.4	NR	1	0.1 - 69.49	0% - 30%	0% - 10%	0% - 30%
FS 0240	Apricot (all commodities)	highest utilisation: raw with peel (incl consumption without peel)	0.39	0.47 - 1.1	1.000	AU	Gen pop, > 2 yrs	77	1056.90	54.5	3	2a	0.16 - 19.14	0% - 10%	0% - 10%	0% - 10%
FS 2237	Japanese apricot (ume)	Total		1.1	1.000	JP	Child, 1-6 yrs	25	25.50	<25	NR	1	1.55	1%	0%	1%
FS 0245	Nectarine (all commodities)	highest utilisation: raw with peel (incl consumption without peel)	0.39	0.47 - 1.1	1.000	NL	toddler, 8-20 m	6	183.60	131.0	3	2a	0.16 - 48.04	0% - 20%	0% - 8%	0% - 20%
FS 0247	Peach (all commodities)	highest utilisation: Total	0.39	0.47 - 1.1	1.000	CA	Child, <6 yrs	109	264.11	255.0	3	2a	0.16 - 58.02	0% - 30%	0% - 10%	0% - 30%

IMAZAMOX (276)

Acute RfD= 3 mg/kg bw (3000 µg/kg bw)

IESTI

Maximum %ARfD:

0%
all

0%
gen pop

0%
child

Codex Code	Commodity	Processing	STMR or STMR-P mg/kg	HR or HR-P mg/kg	DCF	Country	Population group	n	Large portion, g/person	Unit weight, edible portion, g	Variability factor	Case	IESTI µg/kg bw/day	% acute RfD rounded	% acute RfD rounded	% acute RfD rounded
GC 0640	Barley (all commodities)	highest utilisation: beer	0.04	0	0.190	CA	Gen pop, all ages	2514	#####	NR	NR	3	0 - 2.05	0% - 0%	0% - 0%	0% - 0%

Annex 4

636

ISOPYRAZAM (249)

Acute RfD= 0.3 mg/kg bw (300 µg/kg bw)

IESTI

Maximum %ARfD:

10% women

Codex Code	Commodity	Processing	STMR or STMR-P mg/kg	HR or HR-P mg/kg	DCF	Country	Population group	n	Large portion, g/person	Unit weight, edible portion, g	Variability factor	Case	IESTI µg/kg bw/day	% acute RfD rounded
FP 0226	Apple (all commodities)	highest utilisation: Total	.0036 - .12	.24 - 1.4	1.000	CA	women, 15-49 yrs	1203	396.66	255.0	3	2a	.05 - 3.27	0% - 1%
FP 0227	Crab-apple (all commodities)	highest utilisation: raw with peel	0	.24	1.000	CN	gen pop, > 1 yrs	204	488.33	<25	NR	1	2.2 - 2.2	1% - 1%
FP 0228	Loquat (Japanese medlar) (all commodities)	highest utilisation: raw without peel	0	.24	1.000	JP	Gen pop, > 1 yrs	113	326.40	49.0	3	2a	.42 - 1.88	0% - 1%
FP 0229	Medlar	Total		0.24	1.000	PRIMO-ES	Adult	P97.5	101.20	50.0	3	2a	0.71	0%
FP 0230	Pear (all commodities)	highest utilisation: raw with peel (incl consumption without peel)	.12	.24	1.000	DE	Women, 14-50 yrs	540	303.37	192.0	3	2a	.02 - 2.45	0% - 1%
FT 0307	Persimmon, Japanese (all commodities)	highest utilisation: Total	0	.24	1.000	AU	gen pop, > 2 yrs	4	738.91	123.5	3	2a	3.4 - 3.53	1% - 1%
FP 0231	Quince (all commodities)	highest utilisation: jam (incl jelly)	.12	.24	1.000	CA	Gen pop, all ages	4362	135.57	NR	NR	3	0 - .24	0% - 0%
FI 0327	Banana (incl dwarf banana & plantain) (all commodities)	highest utilisation: Total	.015	.015	1.000	CA	women, 15-49 yrs	1152	249.59	767.3	3	2b	0 - .17	0% - 0%
VC 0046	Melons, except watermelon (all commodities)	highest utilisation: Total	.015	.015	1.000	CA	women, 15-49 yrs	179	1254.36	997.9	3	2a	0 - .72	0% - 0%
VC 0424	Cucumber (all commodities)	highest utilisation: cooked/boiled (without skin)	.023	.041	1.000	NL	gen pop, > 1 yrs	E	200.03	333.0	3	2b	0 - .37	0% - 0%
VO 0440	Egg plant (aubergine) (all commodities)	highest utilisation: raw with skin	.042	.2	1.000	CN	gen pop, > 1 yrs	####	483.89	443.9	3	2a	.02 - 5.15	0% - 2%
VO 0445	Peppers, sweet (incl. pim(i)ento) (bell pepper, paprika) (all commodities)	highest utilisation: raw with skin	.031	.046	1.000	DE	Women, 14-50 yrs	518	191.73	119.3	3	2a	0 - .29	0% - 0%
VO 0448	Tomato (all commodities)	highest utilisation: dried	.042	.2	14.000	AU	Gen pop, > 2 yrs	61	861.10	8.0	NR	1	.11 - 35.99	0% - 10%
VR 0577	Carrot (all commodities)	highest utilisation: cooked/boiled (with skin)	.0046 - .022	.0062 - .1	1.000	NL	gen pop, > 1 yrs	673	406.78	270.0	3	2a	0 - 1.44	0% - 0%
GC 0640	Barley (all commodities)	highest utilisation: beer	.03 - .17	0	1.000	CA	women, 15-49 yrs	411	#####	NR	NR	3	0 - 14.9	0% - 5%
GC 0650	Rye (all commodities)	highest utilisation: Wholemeal	.015	0	1.000	FI	adult 25-74 yrs	3501	205.64	NR	NR	3	0 - .04	0% - 0%

Annex 4

ISOPYRAZAM (249)

Acute RfD= 0.3 mg/kg bw (300 µg/kg bw)

IESTI

Maximum %ARfD:

10% women

Codex Code	Commodity	Processing	STMR or STMR-P mg/kg	HR or HR-P mg/kg	DCF	Country	Population group	n	Large portion, g/person	Unit weight, edible portion, g	Variability factor	Case	IESTI µg/kg bw/day	% acute RfD rounded
GC 0653	Triticale	Total	0.015		1.000	DE	Women, 14-50 yrs	8906	342.50	<25	NR	3	0.08	0%
GC 0654	Wheat (all commodities)	highest utilisation: Bran (processed)	.0038 - .66	0	1.000	DE	Women, 14-50 yrs	5	77.70	NR	NR	3	0 - .76	0% - 0%
SO 0495	Rape seed (all commodities)	highest utilisation: Oil (refined)	.038 - .042	0	1.000	CA	women, 15-49 yrs	2612	44.97	NR	NR	3	.01 - .03	0% - 0%
SO 0697	Peanut, shelled (groundnut) (all commodities)	highest utilisation: raw incl roasted	.015	0	1.000	CN	gen pop, > 1 yrs	7098	268.83	<25	NR	3	.01 - .08	0% - 0%
MM 0095	Meat from mammals other than marine mammals	Total	NA	NA	1.000	FR	gen pop, > 3 yrs	60	430.65	NR	NR	1	NA	0%
MM 0095	Meat from mammals other than marine mammals: 20% as fat	Total		0.0056	1.000	FR	gen pop, > 3 yrs	60	86.13	NR	NR	1	0.01	0%
MM 0095	Meat from mammals other than marine mammals: 80% as muscle	Total		0.0056	1.000	FR	gen pop, > 3 yrs	60	344.52	NR	NR	1	0.04	0%
MF 0100	Mammalian fats (except milk fats)	Total		0.0056	1.000	DE	Women, 14-50 yrs	3208	51.60	NR	NR	1	0.00	0%
MO 0105	Edible offal (mammalian)	Total		0.0056	1.000	FR	gen pop, > 3 yrs	4	192.00	NR	NR	1	0.02	0%
ML 0106	Milks	Total	0.0042		1.000	DE	Women, 14-50 yrs	255	1848.30	NR	NR	3	0.12	0%
FM 0812	Cattle milk fat	Total		0.0042	1.000	BR	Gen pop, > 10 yrs	441	150.00	NR	NR	3	ND	-
PM 0110	Poultry meat	Total	NA	NA	1.000	CN	gen pop, > 1 yrs	3385	554.45	NR	NR	1	NA	0%
PM 0110	Poultry meat: 10% as fat	Total		0.01	1.000	CN	Women, 14-50 yrs	3385	55.45	NR	NR	1	0.01	0%
PM 0110	Poultry meat: 90% as muscle	Total		0.01	1.000	CN	Women, 14-50 yrs	3385	499.01	NR	NR	1	0.09	0%
PF 0111	Poultry, fats	Total		0.01	1.000	CA	women, 15-49 yrs	195	78.63	NR	NR	1	0.01	0%
PO 0111	Poultry, edible offal (includes kidney, liver and skin)	Total		0.01	1.000	CN	gen pop, > 1 yrs	421	345.63	NR	NR	1	0.06	0%
PE 0112	Eggs	Total		0.01	1.000	CN	gen pop, > 1 yrs	454	339.57	NR	NR	1	0.06	0%

Annex 4

OXAMYL (126)

Acute RfD= 0.009 mg/kg bw (9 µg/kg bw)

IESTI

Maximum %ARfD:

20%
all

20%
gen pop

10%
child

Codex Code	Commodity	Processing	STMR or STMR-P mg/kg	HR or HR-P mg/kg	DCF	Country	Population group	n	Large portion, g/person	Unit weight, edible portion, g	Variability factor	Case	IESTI µg/kg bw/day	% acute RfD rounded	% acute RfD rounded	% acute RfD rounded
VB 0402	Brussels sprouts (all commodities)	highest utilisation: cooked/boiled	0	0	1.000	NL	toddler, 8-20 m	11	103.77	8.0	NR	1	0 - 0	0% - 0%	0% - 0%	0% - 0%
VC 0046	Melons, except watermelon (all commodities)	highest utilisation: Total	0.005	0.005	1.000	PRIMO-BE	Child	P97.5	540.00	540.0	3	2b	0 - 0.46	0% - 5%	0% - 3%	0% - 5%
VC 0424	Cucumber (all commodities)	highest utilisation: raw with skin	0.01	0.016	1.000	CN	Child, 1-6 yrs	340	212.11	458.1	3	2b	0 - 0.63	0% - 7%	0% - 4%	0% - 7%
VC 0431	Squash, summer (courgette, marrow, zucchetti, zucchini) (all commodities)	highest utilisation: Total	0.01	0.022	1.000	US	Child, < 6 yrs	252	149.52	186.2	3	2b	0.01 - 0.68	0% - 8%	0% - 4%	0% - 8%
VC 0432	Watermelon (all commodities)	highest utilisation: Total	0.005	0.005	1.000	CA	Child, <6 yrs	171	953.64	4302.4	3	2b	0.43 - 0.93	5% - 10%	5% - 7%	5% - 10%
VO 0440	Egg plant (aubergine) (all commodities)	highest utilisation: raw with skin	0.01	0.01	1.000	CN	Child, 1-6 yrs	969	253.44	443.9	3	2b	0.01 - 0.47	0% - 5%	0% - 3%	0% - 5%
VO 0443	Pepino (Melon pear, Tree melon)	Total		0.01	1.000	AU	Gen pop, > 2 yrs	3	73.89	122.9	3	2b	0.03	0%	0%	-
VO 0444	Peppers, chili (all commodities)	highest utilisation: raw with skin	0.01	0.01	1.000	CN	Gen pop, > 1 yrs	1743	295.71	43.2	3	2a	0 - 0.07	0% - 1%	0% - 1%	0% - 0%
VO 0445	Peppers, sweet (incl. pim(i)ento) (bell pepper, paprika) (all commodities)	highest utilisation: raw with skin	0.01	0.01	1.000	CN	Child, 1-6 yrs	1002	169.85	170.0	3	2b	0 - 0.32	0% - 4%	0% - 1%	0% - 4%
VO 0448	Tomato (all commodities)	highest utilisation: dried	0.01	0.01	14.000	AU	Gen pop, > 2 yrs	61	861.10	8.0	NR	1	0.05 - 1.8	1% - 20%	0% - 20%	1% - 4%
VR 0577	Carrot (all commodities)	highest utilisation: raw with skin	0	0	1.000	CN	Child, 1-6 yrs	400	234.68	300.0	3	2b	0 - 0	0% - 0%	0% - 0%	0% - 0%
VR 0588	Parsnip (all commodities)	highest utilisation: Total	0	0	1.000	UK	Child, 1.5-4.5 yrs	87	227.07	90.0	3	2a	0 - 0	0% - 0%	0% - 0%	0% - 0%
VR 0589	Potato (all commodities)	highest utilisation: Total	0	0	1.000	ZA	Child, 1-5 yrs	-	299.62	216.0	3	2a	0 - 0	0% - 0%	0% - 0%	0% - 0%
VR 0596	Sugar beet (all commodities)	highest utilisation: sugar	0	0	1.000	FR	child, 3-6 yrs	341	274.67	NR	NR	3	0 - 0	0% - 0%	0% - 0%	0% - 0%
MM 0095	Meat from mammals other than marine mammals	Total	NA	NA	1.000	CN	Child, 1-6 yrs	302	264.84	NR	NR	1	NA	0%	0%	0%
MM 0095	Meat from mammals other than marine mammals: 20% as fat	Total		0	1.000	CN	Child, 2-6 yrs	302	52.97	NR	NR	1	0.00	0%	0%	0%

Annex 4

OXAMYL (126)

Acute RfD= 0.009 mg/kg bw (9 µg/kg bw)

IESTI

Maximum %ARfD:

20%
all

20%
gen pop

10%
child

Codex Code	Commodity	Processing	STMR or STMR-P mg/kg	HR or HR-P mg/kg	DCF	Country	Population		Large portion, g/person	Unit weight, edible portion, g	Variability factor	Case	IESTI µg/kg bw/day	% acute RfD rounded	% acute RfD rounded	% acute RfD rounded
							Child, 2-6 yrs	n								
MM 0095	Meat from mammals other than marine mammals: 80% as muscle	Total		0	1.000	CN	Child, 2-6 yrs	302	211.87	NR	NR	1	0.00	0%	0%	0%
MF 0100	Mammalian fats (except milk fats)	Total		0	1.000	FR	child, 3-6 yrs	103	64.80	NR	NR	1	0.00	0%	0%	0%
MO 0105	Edible offal (mammalian)	Total		0	1.000	ZA	Gen pop, > 10 yrs	-	523.58	NR	NR	1	0.00	0%	0%	0%
ML 0106	Milks	Total	0		1.000	PRIMO-UK	Child	P97.5	1080.70	NR	NR	3	0.00	0%	0%	0%

Annex 4

PICOXYSTROBIN (258)

Acute RfD= 0.09 mg/kg bw (90 µg/kg bw)

IESTI

Maximum %ARfD:

3%
all

3%
gen pop

1%
child

Codex Code	Commodity	Processing	STMR or STMR-P mg/kg	HR or HR-P mg/kg	DCF	Country	Population group	n	Large portion, g/person	Unit weight, edible portion, g	Variability factor	Case	IESTI µg/kg bw/day	% acute RfD rounded	% acute RfD rounded	% acute RfD rounded
VO 0447	Sweet corn (corn-on-the-cob) (all commodities)	highest utilisation: cooked/boiled	0.01	0.01	1.000	TH	Child, 3-6 yrs	1383	196.99	191.1	3	2a	0.01 - 0.34	0% - 0%	0% - 0%	0% - 0%
VD 0071	Beans (dry) (Phaseolus spp) (all commodities)	highest utilisation: Total	0.0105	0	1.000	PRIMO-UK	Child	P97.5	159.00	<25	NR	3	0.02 - 0.19	0% - 0%	0% - 0%	0% - 0%
VD 0072	Peas (dry) (Pisum spp, Vigna spp) (all commodities)	highest utilisation: cooked/boiled	0.0105	0	0.400	CN	Gen pop, > 1 yrs	268	1673.82	<25	NR	3	0.01 - 0.13	0% - 0%	0% - 0%	0% - 0%
VD 0523	Broad bean (dry) (Vicia spp) (all commodities)	highest utilisation: cooked/boiled	0.0105	0	0.400	CN	Gen pop, > 1 yrs	737	1190.24	<25	NR	3	0.01 - 0.09	0% - 0%	0% - 0%	0% - 0%
VD 0524	Chick-pea (dry) (Cicer spp) (all commodities)	highest utilisation: canned/preserved	0.0105	0	0.400	NL	Child, 2-6 yrs	6	144.66	<25	NR	3	0.01 - 0.03	0% - 0%	0% - 0%	0% - 0%
VD 0531	Hyacinth bean (dry) (Lablab spp) (all commodities)	highest utilisation: cooked/boiled	0.0105	0	0.400	CN	Gen pop, > 1 yrs	1219	972.42	<25	NR	3	0.08 - 0.08	0% - 0%	0% - 0%	0% - 0%
VD 0533	Lentil (dry) (Lens spp) (all commodities)	highest utilisation: Total	0.0105	0	1.000	FR	child, 3-6 yrs	66	290.77	0.1	NR	3	0.02 - 0.16	0% - 0%	0% - 0%	0% - 0%
VD 0537	Pigeon pea (dry) (Cajanus spp)	Total	0.0105		1.000	AU	Gen pop, > 2 yrs	129	95.83	<25	NR	3	0.02	0%	0%	0%
VD 0541	Soya bean (dry) (Glycine spp) (all commodities)	highest utilisation: Total	0.0105 - 0.034	0	1.000	CN	Child, 1-6 yrs	179	239.05	<25	NR	3	0 - 0.16	0% - 0%	0% - 0%	0% - 0%
GC 0640	Barley (all commodities)	highest utilisation: beer	0.01 - 0.017	0	1.000	CA	Gen pop, all ages	2514	#####	NR	NR	3	0 - 2.7	0% - 3%	0% - 3%	0% - 1%
GC 0645	Maize (corn) (all commodities)	highest utilisation: beer	0.01 - 0.069	0	0.190	CA	Gen pop, all ages	2514	#####	NR	NR	3	0.01 - 0.51	0% - 1%	0% - 1%	0% - 0%
GC 0656	Popcorn (i.e. maize destined for popcorn preparation) (all commodities)	highest utilisation: Total	0.01	0	1.000	AU	Child, 2-6 yrs	120	73.67	<25	NR	3	0.03 - 0.04	0% - 0%	0% - 0%	0% - 0%
GC 0647	Oats (all commodities)	highest utilisation: flakes (rolled oats)	0.017	0	1.000	CA	Child, <6 yrs	1909	539.23	NR	NR	3	0.01 - 0.58	0% - 1%	0% - 0%	0% - 1%
GC 0650	Rye (all commodities)	highest utilisation: flakes	0.01	0	1.000	CA	Child, <6 yrs	1909	539.23	NR	NR	3	0.01 - 0.34	0% - 0%	0% - 0%	0% - 0%
GC 0653	Triticale	Total	0.01		1.000	DE	Gen pop, 14-80 yrs	#####	394.70	<25	NR	3	0.05	0%	0%	0%

Annex 4

PICOXYSTROBIN (258)

Acute RfD= 0.09 mg/kg bw (90 µg/kg bw)

IESTI

Maximum %ARfD:

3%
all

3%
gen pop

1%
child

Codex Code	Commodity	Processing	STMR or STMR-P mg/kg	HR or HR-P mg/kg	DCF	Country	Population group	n	Large portion, g/person	Unit weight, edible portion, g	Variability factor	Case	IESTI µg/kg bw/day	% acute RfD rounded	% acute RfD rounded	% acute RfD rounded
GC 0654	Wheat (all commodities)	highest utilisation: flakes	0.01 - 0.032	0	1.000	CA	Child, <6 yrs	1909	539.23	NR	NR	3	0.01 - 0.34	0% - 0%	0% - 0%	0% - 0%
MM 0095	Meat from mammals other than marine mammals	Total	NA	NA	1.000	CN	Child, 1-6 yrs	302	264.84	NR	NR	1	NA	0%	0%	0%
MM 0095	Meat from mammals other than marine mammals: 20% as fat	Total		0.015	1.000	CN	Child, 2-6 yrs	302	52.97	NR	NR	1	0.05	0%	0%	0%
MM 0095	Meat from mammals other than marine mammals: 80% as muscle	Total		0	1.000	CN	Child, 2-6 yrs	302	211.87	NR	NR	1	0.00	0%	0%	0%
MF 0100	Mammalian fats (except milk fats)	Total		0.015	1.000	FR	child, 3-6 yrs	103	64.80	NR	NR	1	0.05	0%	0%	0%
MO 0105	Edible offal (mammalian)	Total		0.012	1.000	ZA	Gen pop, > 10 yrs	-	523.58	NR	NR	1	0.11	0%	0%	0%
ML 0106	Milks	Total	0		1.000	PRIMO-UK	Child	P97.5	1080.70	NR	NR	3	0.00	0%	0%	0%
PM 0110	Poultry meat	Total	NA	NA	1.000	CN	Child, 1-6 yrs	175	347.00	NR	NR	1	NA	0%	0%	0%
PM 0110	Poultry meat: 10% as fat	Total		0.01	1.000	CN	Child, 1-6 yrs	175	34.70	NR	NR	1	0.02	0%	0%	0%
PM 0110	Poultry meat: 90% as muscle	Total		0	1.000	CN	Child, 1-6 yrs	175	312.30	NR	NR	1	0.00	0%	0%	0%
PF 0111	Poultry, fats	Total		0	1.000	CA	Child, <6 yrs	66	49.38	NR	NR	1	0.00	0%	0%	0%
PO 0111	Poultry, edible offal (includes kidney, liver and skin)	Total		0	1.000	CN	Gen pop, > 1 yrs	421	345.63	NR	NR	1	0.00	0%	0%	0%
PE 0112	Eggs	Total		0	1.000	PRIMO-UK	Child	P97.5	108.00	NR	NR	1	0.00	0%	0%	0%

Annex 4

PROPICONAZOLE (160)

Acute RfD= 0.3 mg/kg bw (300 µg/kg bw)

IESTI

Maximum %ARfD:

10%
all

6%
gen pop

10%
child

Codex Code	Commodity	Processing	STMR or STMR-P mg/kg	HR or HR-P mg/kg	DCF	Country	Population group	n	Large portion, g/person	Unit weight, edible portion, g	Variability factor	Case	IESTI µg/kg bw/day	% acute RfD rounded	% acute RfD rounded	% acute RfD rounded
FC 0303	Kumquats (all commodities)	highest utilisation: Total	0	0.43	1.000	JP	Gen pop, > 1 yrs	135	120.00	<25	NR	1	0.08 - 1.03	0% - 0%	0% - 0%	0% - 0%
FC 0204	Lemon (all commodities)	highest utilisation: Total	0.22	0.43	1.000	FR	child, 3-6 yrs	55	58.15	64.0	3	2b	0.08 - 3.97	0% - 1%	0% - 1%	0% - 1%
FC 0205	Lime (all commodities)	highest utilisation: Total	0.22	0.43	1.000	AU	Gen pop, > 2 yrs	579	259.21	49.0	3	2a	0.02 - 2.29	0% - 1%	0% - 1%	0% - 1%
FC 0003	Mandarins (incl mandarin-like hybrids) (all commodities)	highest utilisation: raw, without peel	0.22	0.43	1.000	CN	Child, 1-6 yrs	151	586.75	124.3	3	2a	0.05 - 22.26	0% - 7%	0% - 3%	0% - 7%
FC 0004	Oranges, sweet, sour (incl orange-like hybrids) (all commodities)	highest utilisation: Total	0.046 - 777	0.43	1.000	AU	Child, 2-6 yrs	1735	800.83	155.8	3	2a	0.15 - 25.18	0% - 8%	0% - 5%	0% - 8%
FC 0005	Pummelo and Grapefruits (incl Shaddock-like hybrids, among others Grapefruit) (all commodities)	highest utilisation: raw, without peel	0.11	0.16	1.000	DE	Child, 2-4 yrs	12	358.60	178.5	3	2a	0.02 - 7.09	0% - 2%	0% - 1%	0% - 2%
FS 0013	Cherries (all commodities)	highest utilisation: raw	1	1.8	1.000	DE	Child, 2-4 yrs	24	187.50	7.2	NR	1	0.41 - 20.9	0% - 7%	0% - 6%	0% - 7%
FS 0302	Jujube, Chinese	Total		0.23	1.000	CN	Gen pop, > 1 yrs	1328	286.17	15.0	NR	1	1.24	0%	0%	-
FS 0014	Plums (all commodities)	highest utilisation: dried (prunes)	0.15	0.23	3.500	AU	Child, 2-6 yrs	13	447.59	10.4	NR	1	0.07 - 18.96	0% - 6%	0% - 2%	0% - 6%
FS 0247	Peach (all commodities)	highest utilisation: Total	0.59	0.6	1.000	CA	Child, <6 yrs	109	264.11	255.0	3	2a	0.24 - 31.64	0% - 10%	0% - 4%	0% - 10%
FI 0353	Pineapple (all commodities)	highest utilisation: raw without peel	0.16	0.19	1.000	JP	Child, 1-6 yrs	67	499.80	1116.0	3	2b	0.03 - 16.76	0% - 6%	0% - 4%	0% - 6%

Annex 4

644

PROTHIOCONAZOLE (232)

Acute RfD= 0.01 mg/kg bw (10 µg/kg bw)

IESTI
Maximum %ARfD:30%
women

Codex Code	Commodity	Processing	STMR or STMR-P mg/kg	HR or HR-P mg/kg	DCF	Country	Population group	n	Large portion, g/person	Unit weight, edible portion, g	Variability factor	Case	IESTI µg/kg bw/day	% acute RfD rounded
SO 0691	Cotton seed (all commodities)	highest utilisation: Total	0.01 - 0.052	0	1.000	US	gen pop, all ages	-	3.25	<25	NR	3	0 - 0	0% - 0%
MM 0095	Meat from mammals other than marine mammals	Total	NA	NA	1.000	BR	Gen pop, > 10 yrs	2980	665.00	NR	NR	1	NA	1%
MM 0095	Meat from mammals other than marine mammals: 20% as fat	Total		0.01	1.000	BR	Gen pop, > 10 yrs	2980	133.00	NR	NR	1	0.02	0%
MM 0095	Meat from mammals other than marine mammals: 80% as muscle	Total		0.01	1.000	BR	Gen pop, > 10 yrs	2980	532.00	NR	NR	1	0.08	1%
MF 0100	Mammalian fats (except milk fats)	Total		0.018	1.000	AU	gen pop, > 2 yrs	3047	92.59	NR	NR	1	0.02	0%
MO 0105	Edible offal (mammalian)	Total		0.23	1.000	US	gen pop, all ages	-	787.80	NR	NR	1	2.79	30%
ML 0106	Milks	Total	0.004		1.000	AU	gen pop, > 2 yrs	#####	3235.19	NR	NR	3	0.19	2%
PM 0110	Poultry meat	Total	NA	NA	1.000	FR	gen pop, > 3 yrs	1	576.95	NR	NR	1	NA	0%
PM 0110	Poultry meat: 10% as fat	Total		0.0016	1.000	FR	gen pop, > 3 yrs	1	57.69	NR	NR	1	0.00	0%
PM 0110	Poultry meat: 90% as muscle	Total		0.0016	1.000	FR	gen pop, > 3 yrs	1	519.25	NR	NR	1	0.02	0%
PF 0111	Poultry, fats (all commodities)	highest utilisation: Total	0	0.008 - 0.071	1.000	CN	gen pop, > 1 yrs	421	345.63	NR	NR	1	0 - 0.46	0% - 5%
PE 0112	Eggs	Total		0.0006	1.000	FR	gen pop, > 3 yrs	1	382.80	NR	NR	1	0.00	0%

Annex 4

PROTHIOCONAZOLE (232)
Acute RfD= 1 mg/kg bw (1000 µg/kg bw)

IESTI
Maximum %ARfD: 0% 0% 0%
all gen pop child

Codex Code	Commodity	Processing	STMR or STMR-P mg/kg	HR or HR-P mg/kg	DCF	Country	Population group	n	Large portion, g/person	Unit weight, edible portion, g	Variability factor	Case	IESTI µg/kg bw/day	% acute RfD rounded	% acute RfD rounded	% acute RfD rounded
SO 0691	Cotton seed (all commodities)	highest utilisation: Total	0.01 - 0.052	0	1.000	US	Gen pop, all ages	-	3.25	<25	NR	3	0 - 0	0% - 0%	0% - 0%	0% - 0%
MM 0095	Meat from mammals other than marine mammals	Total	NA	NA	1.000	CN	Child, 1-6 yrs	302	264.84	NR	NR	1	NA	0%	0%	0%
MM 0095	Meat from mammals other than marine mammals: 20% as fat	Total		0.01	1.000	CN	Child, 1-6 yrs	302	52.97	NR	NR	1	0.03	0%	0%	0%
MM 0095	Meat from mammals other than marine mammals: 80% as muscle	Total		0.01	1.000	CN	Child, 1-6 yrs	302	211.87	NR	NR	1	0.13	0%	0%	0%
MF 0100	Mammalian fats (except milk fats)	Total		0.018	1.000	FR	Child, 3-6 yrs	0	64.80	NR	NR	1	0.06	0%	0%	0%
MO 0105	Edible offal (mammalian)	Total		0.23	1.000	US	Child, 1-6 yrs	-	186.60	NR	NR	1	2.86	0%	0%	0%
ML 0106	Milks	Total	0.004		1.000	NL	toddler, 8-20 m	1882	1060.67	NR	NR	3	0.42	0%	0%	0%
PM 0110	Poultry meat	Total	NA	NA	1.000	CN	Child, 1-6 yrs	175	347.00	NR	NR	1	NA	0%	0%	0%
PM 0110	Poultry meat: 10% as fat	Total		0.0016	1.000	CN	Child, 1-6 yrs	175	34.70	NR	NR	1	0.00	0%	0%	0%
PM 0110	Poultry meat: 90% as muscle	Total		0.0016	1.000	CN	Child, 1-6 yrs	175	312.30	NR	NR	1	0.03	0%	0%	0%
PF 0111	Poultry, fats (all commodities)	highest utilisation: Total	0	0.008 - 0.071	1.000	CN	Gen pop, > 1 yrs	421	345.63	NR	NR	1	0.01 - 0.46	0% - 0%	0% - 0%	0% - 0%
PE 0112	Eggs	Total		0.0006	1.000	CN	Child, 1-6 yrs	136	195.82	NR	NR	1	0.01	0%	0%	0%

Annex 4

QUINCLORAC (287)

Acute RfD= 2 mg/kg bw (2000 µg/kg bw)

IESTI

Maximum %ARfD:

2%
all

1%
gen pop

2%
child

Codex Code	Commodity	Processing	STMR or STMR-P mg/kg	HR or HR-P mg/kg	DCF	Country	Population group	n	Large portion, g/person	Unit weight, edible portion, g	Variability factor	Case	IESTI µg/kg bw/day	% acute RfD rounded	% acute RfD rounded	% acute RfD rounded
GC 0649	Rice (all commodities)	highest utilisation: Total	1.45		1.000	CA	Child, <6 yrs	666	461.40	<25	NR	3	0.08 - 43.79	0% - 2%	0% - 1%	2% - 2%
GC 0650	Rice	Rice milk	1.45		0.040	AU	Child, 2-16 yrs	48	1265.78	NR	NR	3	1.93	0%	-	-
GC 0649	Rice (all commodities)	highest utilisation: polished rice (cooked)	1.1 - 1.45		0.400	CN	Child, 1-6 yrs	8752	1004.28	<25	NR	3	1.34 - 27.39	0% - 1%	0% - 1%	0% - 1%
SO 0495	Rape seed (all commodities)	highest utilisation: Oil (refined)	0.64 - 0.7		1.000	CA	Child, <6 yrs	1127	26.46	NR	NR	3	0.18 - 1.14	0% - 0%	0% - 0%	0% - 0%
MM 0095	Meat from mammals other than marine mammals	Total	NA	NA	1.000	CN	Child, 1-6 yrs	302	264.84	NR	NR	1	NA	0%	0%	0%
MM 0095	Meat from mammals other than marine mammals: 20% as fat	Total		0.05	1.000	CN	Child, 2-6 yrs	302	52.97	NR	NR	1	0.16	0%	0%	0%
MM 0095	Meat from mammals other than marine mammals: 80% as muscle	Total		0	1.000	CN	Child, 2-6 yrs	302	211.87	NR	NR	1	0.00	0%	0%	0%
MF 0100	Mammalian fats (except milk fats)	Total		0.05	1.000	FR	child, 3-6 yrs	103	64.80	NR	NR	1	0.17	0%	0%	0%
MO 0105	Edible offal (mammalian)	Total		0.06	1.000	ZA	Gen pop, > 10 yrs	-	523.58	NR	NR	1	0.56	0%	0%	0%
ML 0106	Milks	Total	0		1.000	PRIMO-UK	Child	P97.5	1080.70	NR	NR	3	0.00	0%	0%	0%
PM 0110	Poultry meat	Total	NA	NA	1.000	CN	Child, 1-6 yrs	175	347.00	NR	NR	1	NA	0%	0%	0%
PM 0110	Poultry meat: 10% as fat	Total		0.05	1.000	CN	Child, 1-6 yrs	175	34.70	NR	NR	1	0.11	0%	0%	0%
PM 0110	Poultry meat: 90% as muscle	Total		0	1.000	CN	Child, 1-6 yrs	175	312.30	NR	NR	1	0.00	0%	0%	0%
PF 0111	Poultry, fats	Total		0.05	1.000	CA	Child, <6 yrs	66	49.38	NR	NR	1	0.15	0%	0%	0%
PO 0111	Poultry, edible offal (includes kidney, liver and skin)	Total		0.05	1.000	CN	Gen pop, > 1 yrs	421	345.63	NR	NR	1	0.32	0%	0%	0%
PE 0112	Eggs	Total		0	1.000	PRIMO-UK	Child	P97.5	108.00	NR	NR	1	0.00	0%	0%	0%

Annex 4

TEBUCONAZOLE (189)

Acute RfD= 0.3 mg/kg bw (300 µg/kg bw)

IESTI

Maximum %ARfD:

9%
all

5%
gen pop

9%
child

Codex Code	Commodity	Processing	STMR or STMR-P mg/kg			Country	Population group	n	Large portion, g/person	Unit weight, edible portion, g	Variability factor	Case	IESTI µg/kg bw/day	% acute RfD rounded	% acute RfD rounded	% acute RfD rounded
			STMR	HR or HR-P mg/kg	DCF											
VP 0061	Beans, green, with pods, raw: beans except broad bean & soya bean (i.e. immature seeds + pods) (<i>Phaseolus spp</i>)	Total	0.315	1.9	1.000	CA	Child, <6 yrs	261	203.31	19.4	NR	1	25.65	9%	5%	9%
VP 0522	Broad bean, green, with pods (i.e. immature seeds + pods) (<i>Vicia spp</i>)	Total	0.315	1.9	1.000	US	Child, < 6 yrs	221	93.96	9.2	NR	1	12.31	4%	2%	4%
VP 0542	Sword bean, green, with pods (i.e. immature seeds + pods) (<i>Canavalia spp</i>)	Total	0.315	1.9	1.000	-	-	-	-	-	-	-	-	-	-	-
VP 0553	Lentil, green, with pods (i.e. immature seeds + pods) (<i>Lens spp</i>)	Total	0.315	1.9	1.000	DE	Women, 14-50 yrs	10	220.60	<25	NR	1	6.21	2%	2%	-

Annex 4

648

TRIFLUMEZOPYRIM (303)

Acute RfD= 1 mg/kg bw (1000 µg/kg bw)

IESTI

Maximum %ARfD:

0%
all0%
gen pop0%
child

Codex Code	Commodity	Processing	STMR or STMR-P mg/kg	HR or HR-P mg/kg	DCF	Country	Population group	n	Large portion, g/person	Unit weight, edible portion, g	Variability factor	Case	IESTI µg/kg bw/day	% acute RfD rounded	% acute RfD rounded	% acute RfD rounded
GC 0649	Rice (all commodities)	highest utilisation: Total	0.066	0	1.000	CA	Child, <6 yrs	666	461.40	<25	NR	3	0 - 1,99	0% - 0%	0% - 0%	0% - 0%
GC 0650	Rice	Rice milk	0.066		0.040	AU	Child, 2-16 yrs	48	1265.78	NR	NR	3	0.09	0%	-	-
GC 0649	Rice (all commodities)	highest utilisation: polished rice (cooked)	0.066 - 0.086	0	0.400	CN	Child, 1-6 yrs	8752	1004.28	<25	NR	3	0.06 - 2,14	0% - 0%	0% - 0%	0% - 0%
MM 0095	Meat from mammals other than marine mammals	Total	NA	NA	1.000	CN	Child, 1-6 yrs	302	264.84	NR	NR	1	NA	0%	0%	0%
MM 0095	Meat from mammals other than marine mammals: 20% as fat	Total		0	1.000	CN	Child, 2-6 yrs	302	52.97	NR	NR	1	0.00	0%	0%	0%
MM 0095	Meat from mammals other than marine mammals: 80% as muscle	Total		0	1.000	CN	Child, 2-6 yrs	302	211.87	NR	NR	1	0.00	0%	0%	0%
MF 0100	Mammalian fats (except milk fats)	Total		0	1.000	FR	child, 3-6 yrs	103	64.80	NR	NR	1	0.00	0%	0%	0%
MO 0105	Edible offal (mammalian)	Total		0	1.000	ZA	Gen pop, > 10 yrs	-	523.58	NR	NR	1	0.00	0%	0%	0%
ML 0106	Milks	Total		0	1.000	PRIMO-UK	Child	P97.5	1080.70	NR	NR	3	ND	-	-	-
FM 0812	Cattle milk fat	Total		0	1.000	BR	Gen pop, > 10 yrs	441	150.00	NR	NR	3	ND	-	-	-
PM 0110	Poultry meat	Total	NA	NA	1.000	CN	Child, 1-6 yrs	175	347.00	NR	NR	1	NA	0%	0%	0%
PM 0110	Poultry meat: 10% as fat	Total		0	1.000	CN	Child, 1-6 yrs	175	34.70	NR	NR	1	0.00	0%	0%	0%
PM 0110	Poultry meat: 90% as muscle	Total		0	1.000	CN	Child, 1-6 yrs	175	312.30	NR	NR	1	0.00	0%	0%	0%
PF 0111	Poultry, fats	Total		0	1.000	CA	Child, <6 yrs	66	49.38	NR	NR	1	0.00	0%	0%	0%
PO 0111	Poultry, edible offal (includes kidney, liver and skin)	Total		0	1.000	CN	Gen pop, > 1 yrs	421	345.63	NR	NR	1	0.00	0%	0%	0%
PE 0112	Eggs	Total		0	1.000	PRIMO-UK	Child	P97.5	108.00	NR	NR	1	0.00	0%	0%	0%

Annex 4

ANNEX 5: REPORTS AND OTHER DOCUMENTS RESULTING FROM PREVIOUS JOINT MEETINGS OF THE FAO PANEL OF EXPERTS ON PESTICIDE RESIDUES IN FOOD AND THE ENVIRONMENT AND THE WHO CORE ASSESSMENT GROUP ON PESTICIDE RESIDUES

1. Principles governing consumer safety in relation to pesticide residues. Report of a meeting of a WHO Expert Committee on Pesticide Residues held jointly with the FAO Panel of Experts on the Use of Pesticides in Agriculture. FAO Plant Production and Protection Division Report, No. PL/1961/11; WHO Technical Report Series, No. 240, 1962.
2. Evaluation of the toxicity of pesticide residues in food. Report of a Joint Meeting of the FAO Committee on Pesticides in Agriculture and the WHO Expert Committee on Pesticide Residues. FAO Meeting Report, No. PL/1963/13; WHO/Food Add./23, 1964.
3. Evaluation of the toxicity of pesticide residues in food. Report of the Second Joint Meeting of the FAO Committee on Pesticides in Agriculture and the WHO Expert Committee on Pesticide Residues. FAO Meeting Report, No. PL/1965/10; WHO/Food Add./26.65, 1965.
4. Evaluation of the toxicity of pesticide residues in food. FAO Meeting Report, No. PL/1965/10/1; WHO/Food Add./27.65, 1965.
5. Evaluation of the hazards to consumers resulting from the use of fumigants in the protection of food. FAO Meeting Report, No. PL/1965/10/2; WHO/Food Add./28.65, 1965.
6. Pesticide residues in food. Joint report of the FAO Working Party on Pesticide Residues and the WHO Expert Committee on Pesticide Residues. FAO Agricultural Studies, No. 73; WHO Technical Report Series, No. 370, 1967.
7. Evaluation of some pesticide residues in food. FAO/PL:CP/15; WHO/Food Add./67.32, 1967.
8. Pesticide residues. Report of the 1967 Joint Meeting of the FAO Working Party and the WHO Expert Committee. FAO Meeting Report, No. PL:1967/M/11; WHO Technical Report Series, No. 391, 1968.
9. 1967 Evaluations of some pesticide residues in food. FAO/PL:1967/M/11/1; WHO/Food Add./68.30, 1968.
10. Pesticide residues in food. Report of the 1968 Joint Meeting of the FAO Working Party of Experts on Pesticide Residues and the WHO Expert Committee on Pesticide Residues. FAO Agricultural Studies, No. 78; WHO Technical Report Series, No. 417, 1968.
11. 1968 Evaluations of some pesticide residues in food. FAO/PL:1968/M/9/1; WHO/Food Add./69.35, 1969.
12. Pesticide residues in food. Report of the 1969 Joint Meeting of the FAO Working Party of Experts on Pesticide Residues and the WHO Expert Group on Pesticide Residues. FAO Agricultural Studies, No. 84; WHO Technical Report Series, No. 458, 1970.
13. 1969 Evaluations of some pesticide residues in food. FAO/PL:1969/M/17/1; WHO/Food Add./70.38, 1970.
14. Pesticide residues in food. Report of the 1970 Joint Meeting of the FAO Working Party of Experts on Pesticide Residues and the WHO Expert Committee on Pesticide Residues. FAO Agricultural Studies, No. 87; WHO Technical Report Series, No. 4574, 1971.
15. 1970 Evaluations of some pesticide residues in food. AGP:1970/M/12/1; WHO/Food Add./71.42, 1971.
16. Pesticide residues in food. Report of the 1971 Joint Meeting of the FAO Working Party of Experts on Pesticide Residues and the WHO Expert Committee on Pesticide Residues. FAO Agricultural Studies, No. 88; WHO Technical Report Series, No. 502, 1972.

17. 1971 Evaluations of some pesticide residues in food. AGP:1971/M/9/1; WHO Pesticide Residue Series, No. 1, 1972.
18. Pesticide residues in food. Report of the 1972 Joint Meeting of the FAO Working Party of Experts on Pesticide Residues and the WHO Expert Committee on Pesticide Residues. FAO Agricultural Studies, No. 90; WHO Technical Report Series, No. 525, 1973.
19. 1972 Evaluations of some pesticide residues in food. AGP:1972/M/9/1; WHO Pesticide Residue Series, No. 2, 1973.
20. Pesticide residues in food. Report of the 1973 Joint Meeting of the FAO Working Party of Experts on Pesticide Residues and the WHO Expert Committee on Pesticide Residues. FAO Agricultural Studies, No. 92; WHO Technical Report Series, No. 545, 1974.
21. 1973 Evaluations of some pesticide residues in food. FAO/AGP/1973/M/9/1; WHO Pesticide Residue Series, No. 3, 1974.
22. Pesticide residues in food. Report of the 1974 Joint Meeting of the FAO Working Party of Experts on Pesticide Residues and the WHO Expert Committee on Pesticide Residues. FAO Agricultural Studies, No. 97; WHO Technical Report Series, No. 574, 1975.
23. 1974 Evaluations of some pesticide residues in food. FAO/AGP/1974/M/11; WHO Pesticide Residue Series, No. 4, 1975.
24. Pesticide residues in food. Report of the 1975 Joint Meeting of the FAO Working Party of Experts on Pesticide Residues and the WHO Expert Committee on Pesticide Residues. FAO Plant Production and Protection Series, No. 1; WHO Technical Report Series, No. 592, 1976.
25. 1975 Evaluations of some pesticide residues in food. AGP:1975/M/13; WHO Pesticide Residue Series, No. 5, 1976.
26. Pesticide residues in food. Report of the 1976 Joint Meeting of the FAO Panel of Experts on Pesticide Residues and the Environment and the WHO Expert Group on Pesticide Residues. FAO Food and Nutrition Series, No. 9; FAO Plant Production and Protection Series, No. 8; WHO Technical Report Series, No. 612, 1977.
27. 1976 Evaluations of some pesticide residues in food. AGP:1976/M/14, 1977.
28. Pesticide residues in food – 1977. Report of the Joint Meeting of the FAO Panel of Experts on Pesticide Residues and Environment and the WHO Expert Group on Pesticide Residues. FAO Plant Production and Protection Paper 10 Rev, 1978.
29. Pesticide residues in food: 1977 evaluations. FAO Plant Production and Protection Paper 10 Suppl., 1978.
30. Pesticide residues in food – 1978. Report of the Joint Meeting of the FAO Panel of Experts on Pesticide Residues and Environment and the WHO Expert Group on Pesticide Residues. FAO Plant Production and Protection Paper 15, 1979.
31. Pesticide residues in food: 1978 evaluations. FAO Plant Production and Protection Paper 15 Suppl., 1979.
32. Pesticide residues in food – 1979. Report of the Joint Meeting of the FAO Panel of Experts on Pesticide Residues in Food and the Environment and the WHO Expert Group on Pesticide Residues. FAO Plant Production and Protection Paper 20, 1980.
33. Pesticide residues in food: 1979 evaluations. FAO Plant Production and Protection Paper 20 Suppl., 1980
34. Pesticide residues in food – 1980. Report of the Joint Meeting of the FAO Panel of Experts on Pesticide Residues in Food and the Environment and the WHO Expert Group on Pesticide Residues. FAO Plant Production and Protection Paper 26, 1981.

35. Pesticide residues in food: 1980 evaluations. FAO Plant Production and Protection Paper 26 Suppl., 1981.
36. Pesticide residues in food – 1981. Report of the Joint Meeting of the FAO Panel of Experts on Pesticide Residues in Food and the Environment and the WHO Expert Group on Pesticide Residues. FAO Plant Production and Protection Paper 37, 1982.
37. Pesticide residues in food: 1981 evaluations. FAO Plant Production and Protection Paper 42, 1982.
38. Pesticide residues in food – 1982. Report of the Joint Meeting of the FAO Panel of Experts on Pesticide Residues in Food and the Environment and the WHO Expert Group on Pesticide Residues. FAO Plant Production and Protection Paper 46, 1982.
39. Pesticide residues in food: 1982 evaluations. FAO Plant Production and Protection Paper 49, 1983.
40. Pesticide residues in food – 1983. Report of the Joint Meeting of the FAO Panel of Experts on Pesticide Residues in Food and the Environment and the WHO Expert Group on Pesticide Residues. FAO Plant Production and Protection Paper 56, 1985.
41. Pesticide residues in food: 1983 evaluations. FAO Plant Production and Protection Paper 61, 1985.
42. Pesticide residues in food – 1984. Report of the Joint Meeting on Pesticide Residues. FAO Plant Production and Protection Paper 62, 1985.
43. Pesticide residues in food – 1984 evaluations. FAO Plant Production and Protection Paper 67, 1985.
44. Pesticide residues in food – 1985. Report of the Joint Meeting of the FAO Panel of Experts on Pesticide Residues in Food and the Environment and a WHO Expert Group on Pesticide Residues. FAO Plant Production and Protection Paper 68, 1986.
45. Pesticide residues in food – 1985 evaluations. Part I. Residues. FAO Plant Production and Protection Paper 72/1, 1986.
46. Pesticide residues in food – 1985 evaluations. Part II. Toxicology. FAO Plant Production and Protection Paper 72/2, 1986.
47. Pesticide residues in food – 1986. Report of the Joint Meeting of the FAO Panel of Experts on Pesticide Residues in Food and the Environment and a WHO Expert Group on Pesticide Residues. FAO Plant Production and Protection Paper 77, 1986.
48. Pesticide residues in food – 1986 evaluations. Part I. Residues. FAO Plant Production and Protection Paper 78, 1986.
49. Pesticide residues in food – 1986 evaluations. Part II. Toxicology. FAO Plant Production and Protection Paper 78/2, 1987.
50. Pesticide residues in food – 1987. Report of the Joint Meeting of the FAO Panel of Experts on Pesticide Residues in Food and the Environment and a WHO Expert Group on Pesticide Residues. FAO Plant Production and Protection Paper 84, 1987.
51. Pesticide residues in food – 1987 evaluations. Part I. Residues. FAO Plant Production and Protection Paper 86/1, 1988.
52. Pesticide residues in food – 1987 evaluations. Part II. Toxicology. FAO Plant Production and Protection Paper 86/2, 1988.
53. Pesticide residues in food – 1988. Report of the Joint Meeting of the FAO Panel of Experts on Pesticide Residues in Food and the Environment and a WHO Expert Group on Pesticide Residues. FAO Plant Production and Protection Paper 92, 1988.

54. Pesticide residues in food – 1988 evaluations. Part I. Residues. FAO Plant Production and Protection Paper 93/1, 1988.
55. Pesticide residues in food – 1988 evaluations. Part II. Toxicology. FAO Plant Production and Protection Paper 93/2, 1989.
56. Pesticide residues in food – 1989. Report of the Joint Meeting of the FAO Panel of Experts on Pesticide Residues in Food and the Environment and a WHO Expert Group on Pesticide Residues. FAO Plant Production and Protection Paper 99, 1989.
57. Pesticide residues in food – 1989 evaluations. Part I. Residues. FAO Plant Production and Protection Paper 100, 1990.
58. Pesticide residues in food – 1989 evaluations. Part II. Toxicology. FAO Plant Production and Protection Paper 100/2, 1990.
59. Pesticide residues in food – 1990. Report of the Joint Meeting of the FAO Panel of Experts on Pesticide Residues in Food and the Environment and a WHO Expert Group on Pesticide Residues. FAO Plant Production and Protection Paper 102, Rome, 1990.
60. Pesticide residues in food – 1990 evaluations. Part I. Residues. FAO Plant Production and Protection Paper 103/1, Rome, 1990.
61. Pesticide residues in food – 1990 evaluations. Part II. Toxicology. World Health Organization, WHO/PCS/91.47, Geneva, 1991.
62. Pesticide residues in food – 1991. Report of the Joint Meeting of the FAO Panel of Experts on Pesticide Residues in Food and the Environment and a WHO Expert Group on Pesticide Residues. FAO Plant Production and Protection Paper 111, Rome, 1991.
63. Pesticide residues in food – 1991 evaluations. Part I. Residues. FAO Plant Production and Protection Paper 113/1, Rome, 1991.
64. Pesticide residues in food – 1991 evaluations. Part II. Toxicology. World Health Organization, WHO/PCS/92.52, Geneva, 1992.
65. Pesticide residues in food – 1992. Report of the Joint Meeting of the FAO Panel of Experts on Pesticide Residues in Food and the Environment and a WHO Expert Group on Pesticide Residues. FAO Plant Production and Protection Paper 116, Rome, 1993.
66. Pesticide residues in food – 1992 evaluations. Part I. Residues. FAO Plant Production and Protection Paper 118, Rome, 1993.
67. Pesticide residues in food – 1992 evaluations. Part II. Toxicology. World Health Organization, WHO/PCS/93.34, Geneva, 1993.
68. Pesticide residues in food – 1993. Report of the Joint Meeting of the FAO Panel of Experts on Pesticide Residues in Food and the Environment and a WHO Expert Group on Pesticide Residues. FAO Plant Production and Protection Paper 122, Rome, 1994.
69. Pesticide residues in food – 1993 evaluations. Part I. Residues. FAO Plant Production and Protection Paper 124, Rome, 1994.
70. Pesticide residues in food – 1993 evaluations. Part II. Toxicology. World Health Organization, WHO/PCS/94.4, Geneva, 1994.
71. Pesticide residues in food – 1994. Report of the Joint Meeting of the FAO Panel of Experts on Pesticide Residues in Food and the Environment and a WHO Expert Group on Pesticide Residues. FAO Plant Production and Protection Paper 127, Rome, 1995.
72. Pesticide residues in food – 1994 evaluations. Part I. Residues. FAO Plant Production and Protection Paper 131/1 and 131/2 (2 volumes), Rome, 1995.
73. Pesticide residues in food – 1994 evaluations. Part II. Toxicology. World Health Organization, WHO/PCS/95.2, Geneva, 1995.

74. Pesticide residues in food – 1995. Report of the Joint Meeting of the FAO Panel of Experts on Pesticide Residues in Food and the Environment and the WHO Core Assessment Group. FAO Plant Production and Protection Paper 133, Rome, 1996.
75. Pesticide residues in food – 1995 evaluations. Part I. Residues. FAO Plant Production and Protection Paper 137, 1996.
76. Pesticide residues in food – 1995 evaluations. Part II. Toxicological and Environmental. World Health Organization, WHO/PCS/96.48, Geneva, 1996.
77. Pesticide residues in food – 1996. Report of the Joint Meeting of the FAO Panel of Experts on Pesticide Residues in Food and the Environment and the WHO Core Assessment Group. FAO Plant Production and Protection Paper, 140, 1997.
78. Pesticide residues in food – 1996 evaluations. Part I. Residues. FAO Plant Production and Protection Paper, 142, 1997.
79. Pesticide residues in food – 1996 evaluations. Part II. Toxicological. World Health Organization, WHO/PCS/97.1, Geneva, 1997.
80. Pesticide residues in food – 1997. Report of the Joint Meeting of the FAO Panel of Experts on Pesticide Residues in Food and the Environment and the WHO Core Assessment Group. FAO Plant Production and Protection Paper, 145, 1998.
81. Pesticide residues in food – 1997 evaluations. Part I. Residues. FAO Plant Production and Protection Paper, 146, 1998.
82. Pesticide residues in food – 1997 evaluations. Part II. Toxicological and Environmental. World Health Organization, WHO/PCS/98.6, Geneva, 1998.
83. Pesticide residues in food – 1998. Report of the Joint Meeting of the FAO Panel of Experts on Pesticide Residues in Food and the Environment and the WHO Core Assessment Group. FAO Plant Production and Protection Paper, 148, 1999.
84. Pesticide residues in food – 1998 evaluations. Part I. Residues. FAO Plant Production and Protection Paper, 152/1 and 152/2 (two volumes).
85. Pesticide residues in food – 1998 evaluations. Part II. Toxicological and Environmental. World Health Organization, WHO/PCS/99.18, Geneva, 1999.
86. Pesticide residues in food – 1999. Report of the Joint Meeting of the FAO Panel of Experts on Pesticide Residues in Food and the Environment and the WHO Core Assessment Group. FAO Plant Production and Protection Paper, 153, 1999.
87. Pesticide residues in food – 1999 evaluations. Part I. Residues. FAO Plant Production and Protection Paper, 157, 2000.
88. Pesticide residues in food – 1999 evaluations. Part II. Toxicological. World Health Organization, WHO/PCS/00.4, Geneva, 2000.
89. Pesticide residues in food – 2000. Report of the Joint Meeting of the FAO Panel of Experts on Pesticide Residues in Food and the Environment and the WHO Core Assessment Group. FAO Plant Production and Protection Paper, 163, 2001.
90. Pesticide residues in food – 2000 evaluations. Part I. Residues. FAO Plant Production and Protection Paper, 165, 2001.
91. Pesticide residues in food – 2000 evaluations. Part II. Toxicological. World Health Organization, WHO/PCS/01.3, 2001.
92. Pesticide residues in food – 2001. Report of the Joint Meeting of the FAO Panel of Experts on Pesticide Residues in Food and the Environment and the WHO Core Assessment Group. FAO Plant Production and Protection Paper, 167, 2001.

93. Pesticide residues in food – 2001 evaluations. Part I. Residues. FAO Plant Production and Protection Paper, 171, 2002.
94. Pesticide residues in food – 2001 evaluations. Part II. Toxicological. World Health Organization, WHO/PCS/02.1, 2002.
95. Pesticide residues in food – 2002. Report of the Joint Meeting of the FAO Panel of Experts on Pesticide Residues in Food and the Environment and the WHO Core Assessment Group. FAO Plant Production and Protection Paper, 172, 2002.
96. Pesticide residues in food – 2002 evaluations. Part I. Residues. FAO Plant Production and Protection Paper, 175/1 and 175/2 (two volumes).
97. Pesticide residues in food – 2002 evaluations. Part II. Toxicological. World Health Organization, WHO/PCS, 2003.
98. Pesticide residues in food – 2003. Report of the Joint Meeting of the FAO Panel of Experts on Pesticide Residues in Food and the Environment and the WHO Core Assessment Group. FAO Plant Production and Protection Paper, 176, 2004.
99. Pesticide residues in food – 2003 evaluations. Part I. Residues. FAO Plant Production and Protection Paper, 177, 2004.
100. Pesticide residues in food – 2003 evaluations. Part II. Toxicological. World Health Organization, WHO/PCS, 2004.
101. Pesticide residues in food – 2004. Report of the Joint Meeting of the FAO Panel of Experts on Pesticide Residues in Food and the Environment and the WHO Core Assessment Group. FAO Plant Production and Protection Paper, 178, 2004.
102. Pesticide residues in food – 2004 evaluations. Part I. Residues. FAO Plant Production and Protection Paper, 182, 2005.
103. Pesticide residues in food – 2004 evaluations. Part II. Toxicological. World Health Organization, WHO/PCS, 2005.
104. Pesticide residues in food – 2005. Report of the Joint Meeting of the FAO Panel of Experts on Pesticide Residues in Food and the Environment and the WHO Core Assessment Group. FAO Plant Production and Protection Paper, 183, 2005.
105. Pesticide residues in food – 2005 evaluations. Part I. Residues. FAO Plant Production and Protection Paper, 184, 2006.
106. Pesticide residues in food – 2005 evaluations. Part II. Toxicological. World Health Organization, WHO/PCS/07.1, 2006.
107. Pesticide residues in food – 2006. Report of the Joint Meeting of the FAO Panel of Experts on Pesticide Residues in Food and the Environment and the WHO Core Assessment Group. FAO Plant Production and Protection Paper, 187, 2007.
108. Pesticide residues in food – 2006 evaluations. Part I. Residues. FAO Plant Production and Protection Paper, 189/1 and 189/2 (two volumes), 2007.
109. Pesticide residues in food – 2006 evaluations. Part II. Toxicological. World Health Organization, 2008.
110. Pesticide residues in food – 2007. Report of the Joint Meeting of the FAO Panel of Experts on Pesticide Residues in Food and the Environment and the WHO Core Assessment Group. FAO Plant Production and Protection Paper, 191, 2008.
111. Pesticide residues in food – 2007 evaluations. Part I. Residues. FAO Plant Production and Protection Paper, 192, 2008.
112. Pesticide residues in food – 2007 evaluations. Part II. Toxicological. World Health Organization, 2009.

113. Pesticide residues in food – 2008. Report of the Joint Meeting of the FAO Panel of Experts on Pesticide Residues in Food and the Environment and the WHO Core Assessment Group. FAO Plant Production and Protection Paper, 193, 2009.
114. Pesticide residues in food – 2008 evaluations. Part I. Residues. FAO Plant Production and Protection Paper, 194, 2009.
115. Pesticide residues in food – 2008 evaluations. Part II. Toxicological. World Health Organization, 2010.
116. Pesticide residues in food – 2009. Report of the Joint Meeting of the FAO Panel of Experts on Pesticide Residues in Food and the Environment and the WHO Core Assessment Group. FAO Plant Production and Protection Paper, 196, 2010.
117. Pesticide residues in food – 2009 evaluations. Part I. Residues. FAO Plant Production and Protection Paper, 198, 2010.
118. Pesticide residues in food – 2009 evaluations. Part II. Toxicological. World Health Organization, 2011.
119. Pesticide residues in food – 2010. Report of the Joint Meeting of the FAO Panel of Experts on Pesticide Residues in Food and the Environment and the WHO Core Assessment Group. FAO Plant Production and Protection Paper, 200, 2011.
120. Pesticide residues in food – 2010 evaluations. Part I. Residues. FAO Plant Production and Protection Paper, 206, 2011.
121. Pesticide residues in food – 2010 evaluations. Part II. Toxicological. World Health Organization, 2011.
122. Pesticide residues in food – 2011. Report of the Joint Meeting of the FAO Panel of Experts on Pesticide Residues in Food and the Environment and the WHO Core Assessment Group on Pesticide Residues. FAO Plant Production and Protection Paper, 211, 2012.
123. Pesticide residues in food – 2011 evaluations. Part I. Residues. FAO Plant Production and Protection Paper, 212, 2012.
124. Pesticide residues in food – 2011 evaluations. Part II. Toxicological. World Health Organization, 2012.
125. Pesticide residues in food – 2012. Report of the Joint Meeting of the FAO Panel of Experts on Pesticide Residues in Food and the Environment and the WHO Core Assessment Group on Pesticide Residues. FAO Plant Production and Protection Paper, 215, 2013.
126. Pesticide residues in food – 2012 evaluations. Part I. Residues. FAO Plant Production and Protection Paper, 216, 2013.
127. Pesticide residues in food – 2012 evaluations. Part II. Toxicological. World Health Organization, 2013.
128. Pesticide residues in food – 2013. Report of the Joint Meeting of the FAO Panel of Experts on Pesticide Residues in Food and the Environment and the WHO Core Assessment Group on Pesticide Residues. FAO Plant Production and Protection Paper, 219, 2014.
129. Pesticide residues in food – 2013 evaluations. Part I. Residues. FAO Plant Production and Protection Paper, 220, 2014.
130. Pesticide residues in food – 2013 evaluations. Part II. Toxicological. World Health Organization, 2014.
131. Pesticide residues in food – 2014. Report of the Joint Meeting of the FAO Panel of Experts on Pesticide Residues in Food and the Environment and the WHO Core Assessment Group on Pesticide Residues. FAO Plant Production and Protection Paper, 221, 2014.

132. Pesticide residues in food – 2014 evaluations. Part I. Residues. FAO Plant Production and Protection Paper, 222, 2015.
133. Pesticide residues in food – 2014 evaluations. Part II. Toxicological. World Health Organization, 2015.
134. Pesticide residues in food – 2015. Report of the Joint Meeting of the FAO Panel of Experts on Pesticide Residues in Food and the Environment and the WHO Core Assessment Group on Pesticide Residues. FAO Plant Production and Protection Paper, 223, 2015.
135. Pesticide residues in food – 2015 evaluations. Part I. Residues. FAO Plant Production and Protection Paper, 226, 2016.
136. Pesticide residues in food – 2015 evaluations. Part II. Toxicological. World Health Organization, 2016.
137. Pesticide residues in food – 2016. Report of a Special Session of the Joint Meeting of the FAO Panel of Experts on Pesticide Residues in Food and the Environment and the WHO Core Assessment Group on Pesticide Residues. FAO Plant Production and Protection Paper, 227, 2016.
138. Pesticide residues in food – 2016 evaluations (Special Session). Toxicological. World Health Organization, in preparation.
139. Pesticide residues in food – 2016. Report of the Joint Meeting of the FAO Panel of Experts on Pesticide Residues in Food and the Environment and the WHO Core Assessment Group on Pesticide Residues. FAO Plant Production and Protection Paper, 229, 2015.
140. Pesticide residues in food – 2016 evaluations. Part I. Residues. FAO Plant Production and Protection Paper, 231, 2017.
141. Pesticide residues in food – 2016 evaluations. Part II. Toxicological. World Health Organization, 2017.

Annex 6

ANNEX 6:

LIVESTOCK DIETARY BURDEN

BICYCLOPYRONE (295)

ESTIMATED MAXIMUM DIETARY BURDEN

BEEF CATTLE													MAX
Commodity	CC	Residue (mg/kg)	Basis	DM (%)	Residue dw (mg/kg)	Diet content (%)				Residue Contribution (ppm)			
						US-CAN	EU	AU	JP	US-CAN	EU	AU	JP
Wheat forage	AF/AS	0.363	HR	25	1.45		20	100			0.2904	1.452	
Barley hay	AF/AS	0.68	HR	88	0.77	15				0.115909			
Corn, field forage/silage	AF/AS	0.29	HR	40	0.73		60			0.435			
Wheat asp gr fn	CM/CF	0.177	STMR	85	0.21	5				0.010412			
Barley grain	GC	0.011	STMR	88	0.01	50	20		70	0.00625	0.0025		0.00875
Total						70	100	100	70	0.132571	0.7279	1.452	0.00875

DAIRY CATTLE													MAX
Commodity	CC	Residue (mg/kg)	Basis	DM (%)	Residue dw (mg/kg)	Diet content (%)				Residue Contribution (ppm)			
						US-CAN	EU	AU	JP	US-CAN	EU	AU	JP
Wheat forage	AF/AS	0.363	HR	25	1.45	20	20	60		0.2904	0.2904	0.8712	
Corn, field forage/silage	AF/AS	0.29	HR	40	0.73	25	40	20	50	0.18125	0.29	0.145	0.3625
Barley grain	GC	0.011	STMR	88	0.01	45	40	20	40	0.005625	0.005	0.0025	0.005
Total						90	100	100	90	0.477275	0.5854	1.0187	0.3675

POULTRY BROILER													MAX
Commodity	CC	Residue (mg/kg)	Basis	DM (%)	Residue dw (mg/kg)	Diet content (%)				Residue Contribution (ppm)			
						US-CAN	EU	AU	JP	US-CAN	EU	AU	JP
Barley grain	GC	0.011	STMR	88	0.01	75	70	15	10	0.009375	0.00875	0.001875	0.00125
Total						75	70	15	10	0.009375	0.00875	0.001875	0.00125

POULTRY LAYER											MAX			
Commodity	CC	Residue (mg/kg)	Basis	DM (%)	Residue dw (mg/kg)	Diet content (%)				Residue Contribution (ppm)				
						US-CAN	EU	AU	JP	US-CAN	EU	AU	JP	
Wheat forage	AF/AS	0.363	HR	25	1.45		10				0.1452			
Barley grain	GC	0.011	STMR	88	0.01	75	90	15		0.009375	0.01125	0.001875		
Total						75	100	15		0.009375	0.15645	0.001875		

BICYCLOPYRONE (295)**ESTIMATED MEAN DIETARY BURDEN**

BEEF CATTLE											MEAN			
Commodity	CC	Residue (mg/kg)	Basis	DM (%)	Residue dw (mg/kg)	Diet content (%)				Residue Contribution (ppm)				
						US-CAN	EU	AU	JP	US-CAN	EU	AU	JP	
Corn, field forage/silage	AF/AS	0.11	STMR/STMR-P	40	0.28	15	80	80		0.04125	0.22	0.22		
Wheat asp gr fn	CM/CF	0.177	STMR/STMR-P	85	0.21	5				0.010412				
Barley straw	AF/AS	0.115	STMR/STMR-P	89	0.13			20				0.02584		
Barley grain	GC	0.011	STMR/STMR-P	88	0.01	50	20		70	0.00625	0.0025		0.00875	
Total						70	100	100	70	0.057912	0.2225	0.24584	0.00875	

DAIRY CATTLE											MEAN			
Commodity	CC	Residue (mg/kg)	Basis	DM (%)	Residue dw (mg/kg)	Diet content (%)				Residue Contribution (ppm)				
						US-CAN	EU	AU	JP	US-CAN	EU	AU	JP	
Corn, field forage/silage	AF/AS	0.11	STMR/STMR-P	40	0.28	45	60	80	50	0.12375	0.165	0.22	0.1375	
Barley grain	GC	0.011	STMR/STMR-P	88	0.01	45	40	20	40	0.005625	0.005	0.0025	0.005	
Total						90	100	100	90	0.129375	0.17	0.2225	0.1425	

POULTRY BROILER											MEAN			
Commodity	CC	Residue (mg/kg)	Basis	DM (%)	Residue dw (mg/kg)	Diet content (%)				Residue Contribution (ppm)				
						US-CAN	EU	AU	JP	US-CAN	EU	AU	JP	
Barley grain	GC	0.011	STMR/STMR-P	88	0.01	75	70	15	10	0.009375	0.00875	0.00188	0.00125	
Total						75	70	15	10	0.009375	0.00875	0.00188	0.00125	

Annex 6

POULTRY LAYER											MEAN				
Commodity	CC	Residue (mg/kg)	Basis	DM (%)	Residue dw (mg/kg)	Diet content (%)				Residue Contribution (ppm)					
						US-CAN	EU	AU	JP	US-CAN	EU	AU	JP		
Corn, field forage/silage	AF/AS	0.11	STMR/STMR-P	40	0.28		10					0.0275			
Barley grain	GC	0.011	STMR/STMR-P	88	0.01	75	90	15		0.009375	0.01125		0.00188		
Total						75	100	15		0.009375	0.03875		0.00188		

CHLORMEQUAT CHLORIDE (015)

ESTIMATED MAXIMUM DIETARY BURDEN													
BEEF CATTLE													MAX
Commodity	CC	Residue (mg/kg)	Basis	DM (%)	Residue dw (mg/kg)	Diet content (%)				Residue Contribution (ppm)			
						US- CAN	EU	AU	JP	US-CAN	EU	AU	JP
Wheat forage	AF/AS	25	HR	25	100.00		20	100			20	100	
Wheat hay	AF/AS	55	HR	88	62.50	15				9.375			
Barley straw	AF/AS	30	HR	89	33.71		10				3.371		
Wheat milled bypds	CM/CF	1.7	STMR	88	1.93	40	30		55	0.772727	0.58		1.0625
Oat grain	GC	1.3	STMR	89	1.46		40		45		0.584		0.657303
Rye grain	GC	1.1	STMR	88	1.25	20				0.25			
Barley grain	GC	0.37	STMR	88	0.42	25				0.105114			
Total						100	100	100	100	10.50284	24.53	100	1.719803

DAIRY CATTLE													
													MAX
Commodity	CC	Residue (mg/kg)	Basis	DM (%)	Residue dw (mg/kg)	Diet content (%)				Residue Contribution (ppm)			
						US- CAN	EU	AU	JP	US-CAN	EU	AU	JP
Wheat forage	AF/AS	25	HR	25	100.00	20	20	60		20	20	60	
Triticale hay	AF/AS	51	HR	88	57.95			10				5.795	
Barley straw	AF/AS	30	HR	89	33.71		10				3.371		
Oat hay	AF/AS	3.5	HR	90	3.89	10		20		0.388889		0.778	
Wheat milled bypds	CM/CF	1.7	STMR	88	1.93	30	30	10	45	0.579545	0.58	0.193	0.869318
Oat grain	GC	1.3	STMR	89	1.46	20	40		5	0.292135	0.584		0.073034
Barley grain	GC	0.37	STMR	88	0.42	20			35	0.084091			0.147159
Brewer's grain dried	SM	0.007	STMR	92	0.01				15				0.001141
Total						100	100	100	100	21.34466	24.53	66.77	1.090652

POULTRY BROILER													
													MAX
Commodity	CC	Residue (mg/kg)	Basis	DM (%)	Residue dw (mg/kg)	Diet content (%)				Residue Contribution (ppm)			
						US- CAN	EU	AU	JP	US-CAN	EU	AU	JP
Wheat milled bypds	CM/CF	1.7	STMR	88	1.93	50	20	20	5	0.965909	0.386	0.386	0.096591
Oat grain	GC	1.3	STMR	89	1.46	50	70	15		0.730337	1.022	0.219	
Brewer's grain dried	SM	0.007	STMR	92	0.01		10				8E-04		
Distiller's grain dried	SM	0.007	STMR	92	0.01				5				0.00038
Total						100	100	35	10	1.696246	1.41	0.605	0.096971

Annex 6

POULTRY LAYER										MAX				
Commodity	CC	Residue (mg/kg)	Basis	DM (%)	Residue dw (mg/kg)	Diet content (%)				Residue Contribution (ppm)				
						US- CAN	EU	AU	JP	US-CAN	EU	AU	JP	
Wheat forage	AF/AS	25	HR	25	100.00		10				10			
Wheat milled bypds	CM/CF	1.7	STMR	88	1.93	50	20	20	30	0.965909	0.386	0.386	0.579545	
Oat grain	GC	1.3	STMR	89	1.46	50	70	15		0.730337	1.022	0.219		
Distiller's grain dried	SM	0.007	STMR	92	0.01				5				0.00038	
Total						100	100	35	35	1.696246	11.41	0.605	0.579926	

CHLORMEQUAT CHLORIDE (015)

ESTIMATED MEAN DIETARY BURDEN														
BEEF CATTLE										MEAN				
Commodity	CC	Residue (mg/kg)	Basis	DM (%)	Residue dw (mg/kg)	Diet content (%)				Residue Contribution (ppm)				
						US- CAN	EU	AU	JP	US-CAN	EU	AU	JP	
Wheat forage	AF/AS	8.7	STMR/STMR-P	25	34.80		20	100			6.96	34.8		
Wheat hay	AF/AS	13	STMR/STMR-P	88	14.77	15				2.215909				
Barley straw	AF/AS	4.15	STMR/STMR-P	89	4.66		10				0.466			
Wheat milled bypds	CM/CF	1.7	STMR/STMR-P	88	1.93	40	30		55	0.772727	0.58		1.0625	
Oat grain	GC	1.3	STMR/STMR-P	89	1.46		40		45		0.584		0.6573	
Rye grain	GC	1.1	STMR/STMR-P	88	1.25	20				0.25				
Barley grain	GC	0.37	STMR/STMR-P	88	0.42	25				0.105114				
Total						100	100	100	100	3.34375	8.59	34.8	1.7198	

DAIRY CATTLE										MEAN				
Commodity	CC	Residue (mg/kg)	Basis	DM (%)	Residue dw (mg/kg)	Diet content (%)				Residue Contribution (ppm)				
						US- CAN	EU	AU	JP	US-CAN	EU	AU	JP	
Wheat forage	AF/AS	8.7	STMR/STMR-P	25	34.80	20	20	60		6.96	6.96	20.88		
Triticale hay	AF/AS	12	STMR/STMR-P	88	13.64	0		10		0		1.364		
Barley straw	AF/AS	4.15	STMR/STMR-P	89	4.66	0	10			0	0.466			
Wheat milled bypds	CM/CF	1.7	STMR/STMR-P	88	1.93	30	30	30	45	0.579545	0.58	0.58	0.86932	
Oat grain	GC	1.3	STMR/STMR-P	89	1.46	20	40		5	0.292135	0.584		0.07303	
Oat hay	AF/AS	0.93	STMR/STMR-P	90	1.03	10				0.103333				
Barley grain	GC	0.37	STMR/STMR-P	88	0.42	20			35	0.084091			0.14716	
Brewer's grain dried	SM	0.007	STMR/STMR-P	92	0.01	0			15	0			0.00114	

Annex 6

Total 100 100 100 100 8.019105 8.59 22.82 1.09065

POULTRY BROILER													MEAN
Commodity	CC	Residue (mg/kg)	Basis	DM (%)	Residue dw (mg/kg)	Diet content (%)				Residue Contribution (ppm)			
						US-CAN	EU	AU	JP	US-CAN	EU	AU	JP
Wheat milled													
bypdts	CM/CF	1.7	STMR/STMR-P	88	1.93	50	20	20	5	0.965909	0.386	0.386	0.09659
Oat grain	GC	1.3	STMR/STMR-P	89	1.46	50	70	15		0.730337	1.022	0.219	
Brewer's grain dried	SM	0.007	STMR/STMR-P	92	0.01		10				8E-04		
Distiller's grain dried	SM	0.007	STMR/STMR-P	92	0.01				5				0.00038
Total						100	100	35	10	1.696246	1.41	0.605	0.09697

POULTRY LAYER													MEAN
Commodity	CC	Residue (mg/kg)	Basis	DM (%)	Residue dw (mg/kg)	Diet content (%)				Residue Contribution (ppm)			
						US-CAN	EU	AU	JP	US-CAN	EU	AU	JP
Wheat forage	AF/AS	8.7	STMR/STMR-P	25	34.80		10				3.48		
Wheat milled													
bypdts	CM/CF	1.7	STMR/STMR-P	88	1.93	50	20	20	30	0.965909	0.386	0.386	0.57955
Oat grain	GC	1.3	STMR/STMR-P	89	1.46	50	70	15		0.730337	1.022	0.219	
Distiller's grain dried	SM	0.007	STMR/STMR-P	92	0.01				5				0.00038
Total						100	100	35	35	1.696246	4.889	0.605	0.57993

Annex 6

CYCLANILIPROLE (296)

ESTIMATED MAXIMUM DIETARY BURDEN

BEEF CATTLE											MAX			
Commodity	CC	Residue (mg/kg)	Basis	DM (%)	Residue dw (mg/kg)	Diet content (%)				Residue Contribution (ppm)				
						US-CAN	EU	AU	JP	US-CAN	EU	AU	JP	
Kale leaves	AM/AV	6.5	HR	15	43.33		20				8.667			
Grape pomace, wet	AB	0.24	STMR	15	1.60			20					0.32	
Apple pomace, wet	AB	0.19	STMR	40	0.48		20				0.095			
Corn, field stover	AF/AS	0.18	HR	83	0.22	15	25	40		0.033	0.054		0.087	
Millet hay	AF/AS	0.18	HR	85	0.21			40					0.085	
Barley straw	AF/AS	0.18	HR	89	0.20		5				0.01			
Corn, field forage/silage	AF/AS	0.026	HR	40	0.07		30				0.02			
Total						15	100	100		0.033	8.845		0.491	

DAIRY CATTLE											MAX			
Commodity	CC	Residue (mg/kg)	Basis	DM (%)	Residue dw (mg/kg)	Diet content (%)				Residue Contribution (ppm)				
						US-CAN	EU	AU	JP	US-CAN	EU	AU	JP	
Kale leaves	AM/AV	6.5	HR	15	43.33		20	40			8.667		17.33	
Grape pomace, wet	AB	0.24	STMR	15	1.60			20					0.32	
Apple pomace, wet	AB	0.19	STMR	40	0.48	10	10			0.048	0.048			
Corn, field stover	AF/AS	0.18	HR	83	0.22	15	20	40		0.033	0.043		0.087	
Millet hay	AF/AS	0.18	HR	85	0.21	5				0.011				
Rye straw	AF/AS	0.18	HR	88	0.20				5					0.01
Barley straw	AF/AS	0.18	HR	89	0.20		10				0.02			
Oat hay	AF/AS	0.18	HR	90	0.20	10				0.020				
Sorghum, grain forage	AF/AS	0.026	HR	35	0.07	10			35	0.007				0.026
Corn, field forage/silage	AF/AS	0.026	HR	40	0.07	5	40		10	0.003	0.026			0.007
Total						55	100	100	50	0.121	8.804		17.74	0.043

POULTRY BROILER										MAX			
Commodity	CC	Residue (mg/kg)	Basis	DM (%)	Residue dw (mg/kg)	Diet content (%)				Residue Contribution (ppm)			
						US-CAN	EU	AU	JP	US-CAN	EU	AU	JP

No feed items applicable!

POULTRY LAYER										MAX			
Commodity	CC	Residue (mg/kg)	Basis	DM (%)	Residue dw (mg/kg)	Diet content (%)				Residue Contribution (ppm)			
						US-CAN	EU	AU	JP	US-CAN	EU	AU	JP
Barley straw	AF/AS	0.18	HR	89	0.20		5				0.01		
Wheat forage	AF/AS	0.026	HR	25	0.10		5				0.005		
Total							10				0.015		

CYCLANILIPROLE (296)

ESTIMATED MEAN DIETARY BURDEN

BEEF CATTLE										MEAN			
Commodity	CC	Residue (mg/kg)	Basis	DM (%)	Residue dw (mg/kg)	Diet content (%)				Residue Contribution (ppm)			
						US-CAN	EU	AU	JP	US-CAN	EU	AU	JP
Kale leaves	AM/AV	4	STMR/STMR-P	15	26.67		20				5.333		
Grape pomace, wet	AB	0.24	STMR/STMR-P	15	1.60			20				0.32	
Apple pomace, wet	AB	0.19	STMR/STMR-P	40	0.48		20				0.095		
Corn, field stover	AF/AS	0.0475	STMR/STMR-P	83	0.06	15	25	40		0.008584	0.014	0.023	
Millet hay	AF/AS	0.0475	STMR/STMR-P	85	0.06			40				0.022	
Barley straw	AF/AS	0.0475	STMR/STMR-P	89	0.05		5				0.003		
Corn, field forage/silage	AF/AS	0.01	STMR/STMR-P	40	0.03		30				0.008		
Total						15	100	100		0.008584	5.453	0.365	

Annex 6

DAIRY CATTLE													MEAN			
Commodity	CC	Residue (mg/kg)	Basis	DM (%)	Residue dw (mg/kg)	Diet content (%)				Residue Contribution (ppm)						
						US-CAN	EU	AU	JP	US-CAN	EU	AU	JP			
Kale leaves	AM/AV	4	STMR/STMR-P	15	26.67		20	40			5.333	10.67				
Grape pomace, wet	AB	0.24	STMR/STMR-P	15	1.60	0		20		0			0.32			
Apple pomace, wet	AB	0.19	STMR/STMR-P	40	0.48	10	10			0.0475	0.048					
Corn, field stover	AF/AS	0.0475	STMR/STMR-P	83	0.06	15	20	40		0.008584	0.011	0.023				
Millet hay	AF/AS	0.0475	STMR/STMR-P	85	0.06	5				0.002794						
Rye straw	AF/AS	0.0475	STMR/STMR-P	88	0.05	0			5	0				0.003		
Barley straw	AF/AS	0.0475	STMR/STMR-P	89	0.05	0	10			0	0.005					
Sorghum, grain forage	AF/AS	0.01	STMR/STMR-P	35	0.03	20			35	0.005714				0.01		
Corn, field forage/silage	AF/AS	0.01	STMR/STMR-P	40	0.03	5	40		10	0.00125	0.01			0.003		
Total						55	100	100	50	0.065843	5.408	11.01		0.015		

POULTRY BROILER													MEAN			
Commodity	CC	Residue (mg/kg)	Basis	DM (%)	Residue dw (mg/kg)	Diet content (%)				Residue Contribution (ppm)						
						US-CAN	EU	AU	JP	US-CAN	EU	AU	JP			
No feed items applicable!																

POULTRY LAYER													MEAN			
Commodity	CC	Residue (mg/kg)	Basis	DM (%)	Residue dw (mg/kg)	Diet content (%)				Residue Contribution (ppm)						
						US-CAN	EU	AU	JP	US-CAN	EU	AU	JP			
Barley straw	AF/AS	0.0475	STMR/STMR-P	89	0.05		5							0.003		
Wheat forage	AF/AS	0.01	STMR/STMR-P	25	0.04		5							0.002		
Total							10							0.005		

DIFENOCONAZOLE (224)**ESTIMATED MAXIMUM DIETARY BURDEN**

BEEF CATTLE													MAX
Commodity	CC	Residue (mg/kg)	Basis	DM (%)	Residue dw (mg/kg)	Diet content (%)				Residue Contribution (ppm)			
						US-CAN	EU	AU	JP	US-CAN	EU	AU	JP
Grape pomace, wet	AB	6.2	STMR	15	41.33			20					8.267
Potato process waste	AB	3.8	STMR	12	31.67	30	40			9.500	12.67		
Rice straw	AF/AS	10	HR	90	11.11		10	60	55		1.111	6.667	6.111
Potato culls	VR	1.9	HR	20	9.50	30	30	10		2.850	2.85	0.95	
Soybean asp gr fn	SM	6.22	STMR	85	7.32	5				0.366			
Beet, mangel fodder	AM/AV	0.95	HR	15	6.33		20				1.267		
Rice hulls	CM/CF	3.6	STMR	90	4.00			5				0.2	
Bean vines	AL	0.85	HR	35	2.43			5				0.121	
Wheat straw	AF/AS	1.2	HR	88	1.36	10				0.136			
Rice grain	GC	1.1	STMR	88	1.25	20				0.250			
Rice bran/pollard	CM/CF	0.76	STMR	90	0.84	5			20	0.042			0.169
Soybean hulls	SM	0.02	STMR	90	0.02				5				0.001
Soybean seed	VD	0.01	STMR	89	0.01				15				0.002
Soybean meal	SM	0.004	STMR	92	0.00				5				0.00
Total						100	100	100	100	13.144	17.89	16.2	6.283

DAIRY CATTLE													MAX
Commodity	CC	Residue (mg/kg)	Basis	DM (%)	Residue dw (mg/kg)	Diet content (%)				Residue Contribution (ppm)			
						US-CAN	EU	AU	JP	US-CAN	EU	AU	JP
Grape pomace, wet	AB	6.2	STMR	15	41.33			20					8.267
Potato process waste	AB	3.8	STMR	12	31.67	10	30			3.167	9.5		
Rice straw	AF/AS	10	HR	90	11.11		5	20	25		0.556	2.222	2.778
Potato culls	VR	1.9	HR	20	9.50	10	30	10		0.950	2.85	0.95	
Beet, mangel fodder	AM/AV	0.95	HR	15	6.33		25				1.583		
Rice hulls	CM/CF	3.6	STMR	90	4.00			10				0.4	
Bean vines	AL	0.85	HR	35	2.43		10	40			0.243	0.971	
Almond hulls	AM/AV	1.24	STMR	90	1.38	10				0.138			
Wheat straw	AF/AS	1.2	HR	88	1.36	10				0.136			
Rice grain	GC	1.1	STMR	88	1.25	20				0.250			
Rice bran/pollard	CM/CF	0.76	STMR	90	0.84	15			10	0.127			0.084
Canola meal	SM	0.03	STMR	88	0.03	10				0.003			
Corn, sweet forage	AF/AS	0.01	HR	48	0.02	15				0.003			
Soybean seed	VD	0.01	STMR	89	0.01				10				0.001

Annex 6

DAIRY CATTLE													MAX
Commodity	CC	Residue (mg/kg)	Basis	DM (%)	Residue dw (mg/kg)	Diet content (%)				Residue Contribution (ppm)			
						US-CAN	EU	AU	JP	US-CAN	EU	AU	JP
Soybean meal	SM	0.004	STMR	92	0.00				55				0.002
Total						100	100	100	100	4.774	14.73	12.81	2.866

POULTRY BROILER													MAX
Commodity	CC	Residue (mg/kg)	Basis	DM (%)	Residue dw (mg/kg)	Diet content (%)				Residue Contribution (ppm)			
						US-CAN	EU	AU	JP	US-CAN	EU	AU	JP
Potato culls	VR	1.9	HR	20	9.50		10				0.95		
Rice grain	GC	1.1	STMR	88	1.25	20		50		0.250		0.625	
Rice bran/pollard	CM/CF	0.76	STMR	90	0.84	10	10	20	5	0.084	0.084	0.169	0.042
Canola meal	SM	0.03	STMR	88	0.03	15	18	5		0.005	0.006	0.002	
Soybean seed	VD	0.01	STMR	89	0.01	20	20	15		0.002	0.002	0.002	
Sunflower meal	SM	0.01	STMR	92	0.01	10		10		0.001		0.001	
Soybean meal	SM	0.004	STMR	92	0.00				22		1E-03		0.002
Total						75	80	100	40	0.343	1.044	0.798	0.044

POULTRY LAYER													MAX
Commodity	CC	Residue (mg/kg)	Basis	DM (%)	Residue dw (mg/kg)	Diet content (%)				Residue Contribution (ppm)			
						US-CAN	EU	AU	JP	US-CAN	EU	AU	JP
Potato culls	VR	1.9	HR	20	9.50		10				0.95		
Wheat straw	AF/AS	1.2	HR	88	1.36		10				0.136		
Cabbage heads, leaves	AM/AV	0.19	HR	15	1.27		5				0.063		
Rice grain	GC	1.1	STMR	88	1.25	20		50		0.250		0.625	
Rice bran/pollard	CM/CF	0.76	STMR	90	0.84	10	5	20	20	0.084	0.042	0.169	0.169
Canola meal	SM	0.03	STMR	88	0.03	15	10	5		0.005	0.003	0.002	
Soybean seed	VD	0.01	STMR	89	0.01	20	15	15		0.002	0.002	0.002	
Sunflower meal	SM	0.01	STMR	92	0.01	10		10		0.001		0.001	
Soybean meal	SM	0.004	STMR	92	0.00				30		7E-04		0.00
Total						75	70	100	50	0.343	1.198	0.798	0.17

DIFENOCONAZOLE (224)**ESTIMATED MEAN DIETARY BURDEN**

BEEF CATTLE											MEAN			
Commodity	CC	Residue (mg/kg)	Basis	DM (%)	Residue dw (mg/kg)	Diet content (%)				Residue Contribution (ppm)				
						US-CAN	EU	AU	JP	US-CAN	EU	AU	JP	
Grape pomace, wet	AB	6.2	STMR/STMR-P	15	41.33			20						8.267
Potato process waste	AB	3.8	STMR/STMR-P	12	31.67	30	40				9.5	12.67		
Soybean asp gr fn	SM	6.22	STMR/STMR-P	85	7.32	5					0.365882			
Potato culls	VR	1.2	STMR/STMR-P	20	6.00	30	30	10			1.8	1.8	0.6	
Rice hulls	CM/CF	3.6	STMR/STMR-P	90	4.00			5					0.2	
Rice straw	AF/AS	2.2	STMR/STMR-P	90	2.44		10	60	55		0.244	1.467	1.344	
Bean vines	AL	0.75	STMR/STMR-P	35	2.14			5				0.107		
Beet, mangel fodder	AM/AV	0.25	STMR/STMR-P	15	1.67			20			0.333			
Rice grain	GC	1.1	STMR/STMR-P	88	1.25	20					0.250			
Rice bran/pollard	CM/CF	0.76	STMR/STMR-P	90	0.84	15			20		0.127			0.169
Soybean hulls	SM	0.02	STMR/STMR-P	90	0.02				5					0.001
Soybean seed	VD	0.01	STMR/STMR-P	89	0.01				15					0.002
Soybean meal	SM	0.004	STMR/STMR-P	92	0.00				5					2E-04
Total						100	100	100	100		12.043	15.04	10.64	1.516

DAIRY CATTLE											MEAN			
Commodity	CC	Residue (mg/kg)	Basis	DM (%)	Residue dw (mg/kg)	Diet content (%)				Residue Contribution (ppm)				
						US-CAN	EU	AU	JP	US-CAN	EU	AU	JP	
Grape pomace, wet	AB	6.2	STMR/STMR-P	15	41.33		0	20						8.267
Potato process waste	AB	3.8	STMR/STMR-P	12	31.67	10	30				3.166667	9.5		
Potato culls	VR	1.2	STMR/STMR-P	20	6.00	10	30	10			0.6	1.8	0.6	
Rice hulls	CM/CF	3.6	STMR/STMR-P	90	4.00	0		10			0		0.4	
Rice straw	AF/AS	2.2	STMR/STMR-P	90	2.44	0	5	20	25		0	0.122	0.489	0.611
Bean vines	AL	0.75	STMR/STMR-P	35	2.14	0	20	40			0	0.429	0.857	
Beet, mangel fodder	AM/AV	0.25	STMR/STMR-P	15	1.67	0		15			0	0.25		
Almond hulls	AM/AV	1.24	STMR/STMR-P	90	1.38	10					0.137778			
Rice grain	GC	1.1	STMR/STMR-P	88	1.25	20					0.25			
Rice bran/pollard	CM/CF	0.76	STMR/STMR-P	90	0.84	15			10		0.126667			0.084
Wheat straw	AF/AS	0.685	STMR/STMR-P	88	0.78	10					0.077841			
Canola meal	SM	0.03	STMR/STMR-P	88	0.03	10					0.003409			
Corn, sweet forage	AF/AS	0.01	STMR/STMR-P	48	0.02	15					0.003125			
Soybean seed	VD	0.01	STMR/STMR-P	89	0.01	0			10		0			0.001
Soybean meal	SM	0.004	STMR/STMR-P	92	0.00	0			55		0.00			0.00
Total						100	100	100	100		4.365486	12.1	10.61	0.699

Annex 6

POULTRY BROILER													MEAN	
Commodity	CC	Residue (mg/kg)	Basis	DM (%)	Residue dw (mg/kg)	Diet content (%)				Residue Contribution (ppm)				
						US-CAN	EU	AU	JP	US-CAN	EU	AU	JP	
Potato culls	VR	1.2	STMR/STMR-P	20	6.00		10				0.6			
Rice grain	GC	1.1	STMR/STMR-P	88	1.25	20		50		0.25		0.625		
Rice bran/pollard	CM/CF	0.76	STMR/STMR-P	90	0.84	10	10	20	5	0.08	0.084	0.169	0.042	
Canola meal	SM	0.03	STMR/STMR-P	88	0.03	15	18	5		0.01	0.006	0.002		
Soybean seed	VD	0.01	STMR/STMR-P	89	0.01	20	20	15		0.00	0.002	0.002		
Sunflower meal	SM	0.01	STMR/STMR-P	92	0.01	10		10		0.00		0.001		
Soybean meal	SM	0.004	STMR/STMR-P	92	0.00		22		35		1E-03		0.002	
Total						75	80	100	40	0.342892	0.694	0.798	0.044	

POULTRY LAYER													MEAN	
Commodity	CC	Residue (mg/kg)	Basis	DM (%)	Residue dw (mg/kg)	Diet content (%)				Residue Contribution (ppm)				
						US-CAN	EU	AU	JP	US-CAN	EU	AU	JP	
Potato culls	VR	1.2	STMR/STMR-P	20	6.00		10				0.6			
Rice grain	GC	1.1	STMR/STMR-P	88	1.25	20		50		0.25		0.625		
Rice bran/pollard	CM/CF	0.76	STMR/STMR-P	90	0.84	10	5	20	20	0.084444	0.042	0.169	0.169	
Wheat straw	AF/AS	0.685	STMR/STMR-P	88	0.78			10			0.078			
Cabbage heads, leaves	AM/AV	0.035	STMR/STMR-P	15	0.23			5			0.012			
Canola meal	SM	0.03	STMR/STMR-P	88	0.03	15	10	5		0.005114	0.003	0.002		
Soybean seed	VD	0.01	STMR/STMR-P	89	0.01	20	15	15		0.002247	0.002	0.002		
Sunflower meal	SM	0.01	STMR/STMR-P	92	0.01	10		10		0.001087		0.001		
Soybean meal	SM	0.004	STMR/STMR-P	92	0.00		15		30		0.001		0.00	
Total						75	70	100	50	0.342892	0.737	0.798	0.17	

FENPROPIMORPH (188)**ESTIMATED MAXIMUM DIETARY BURDEN**

BEEF CATTLE													MAX
Commodity	CC	Residue (mg/kg)	Basis	DM (%)	Residue dw (mg/kg)	Diet content (%)				Residue Contribution (ppm)			
						US-CAN	EU	AU	JP	US-CAN	EU	AU	JP
Barley hay	AF/AS	2.4	HR	88	2.73	15		100		0.409		2.727	
Rye straw	AF/AS	2.4	HR	88	2.73		20				0.545		
Barley straw	AF/AS	2.4	HR	89	2.70		10				0.27		
Beet, sugar tops	AM/AV	0.19	HR	23	0.83		20				0.165		
Barley grain	GC	0.075	STMR	88	0.09	50	50		70	0.043	0.043		0.06
Beet, sugar dried pulp	AB	0.0442	STMR	88	0.05	15			5	0.008			0.003
Brewer's grain dried	SM	0.04488	STMR	92	0.05				25				0.012
Wheat milled bypds	CM/CF	0.0435	STMR	88	0.05	20				0.010			
Total						100	100	100	100	0.469	1.023	2.727	0.074

DAIRY CATTLE													MAX
Commodity	CC	Residue (mg/kg)	Basis	DM (%)	Residue dw (mg/kg)	Diet content (%)				Residue Contribution (ppm)			
						US-CAN	EU	AU	JP	US-CAN	EU	AU	JP
Barley hay	AF/AS	2.4	HR	88	2.73	20		50		0.545		1.364	
Rye straw	AF/AS	2.4	HR	88	2.73		20		5		0.545		0.136
Barley straw	AF/AS	2.4	HR	89	2.70		10				0.27		
Oat hay	AF/AS	2.4	HR	90	2.67	10		50		0.267		1.333	
Beet, sugar tops	AM/AV	0.19	HR	23	0.83		30				0.248		
Barley grain	GC	0.075	STMR	88	0.09	45	40		40	0.038	0.034		0.034
Beet, sugar dried pulp	AB	0.0442	STMR	88	0.05	15			40	0.008			0.02
Brewer's grain dried	SM	0.04488	STMR	92	0.05				15				0.007
Wheat milled bypds	CM/CF	0.0435	STMR	88	0.05	10				0.005			
Total						100	100	100	100	0.863	1.097	2.697	0.198

Annex 6

POULTRY BROILER											MAX			
Commodity	CC	Residue (mg/kg)	Basis	DM (%)	Residue dw (mg/kg)	Diet content (%)				Residue Contribution (ppm)				
						US-CAN	EU	AU	JP	US-CAN	EU	AU	JP	
Barley grain	GC	0.075	STMR	88	0.09	75	70	15	10	0.064	0.06	0.013	0.009	
Brewer's grain dried	SM	0.04488	STMR	92	0.05		10				0.005			
Wheat milled bypds	CM/CF	0.0435	STMR	88	0.05	25	20	20	5	0.012	0.01	0.01	0.002	
Rye grain	GC	0.015	STMR	88	0.02			35				0.006		
Total						100	100	70	15	0.076	0.074	0.029	0.011	

POULTRY LAYER											MAX			
Commodity	CC	Residue (mg/kg)	Basis	DM (%)	Residue dw (mg/kg)	Diet content (%)				Residue Contribution (ppm)				
						US-CAN	EU	AU	JP	US-CAN	EU	AU	JP	
Barley straw	AF/AS	2.4	HR	89	2.70		5				0.135			
Beet, sugar tops	AM/AV	0.19	HR	23	0.83		5				0.041			
Barley grain	GC	0.075	STMR	88	0.09	75	90	15		0.064	0.077	0.013		
Wheat milled bypds	CM/CF	0.0435	STMR	88	0.05	25		20	30	0.012		0.01	0.015	
Rye grain	GC	0.015	STMR	88	0.02			20				0.003		
Total						100	100	55	30	0.076	0.253	0.026	0.015	

FENPROPIMORPH (188)

ESTIMATED MEAN DIETARY BURDEN

BEEF CATTLE											MEAN			
Commodity	CC	Residue (mg/kg)	Basis	DM (%)	Residue dw (mg/kg)	Diet content (%)				Residue Contribution (ppm)				
						US-CAN	EU	AU	JP	US-CAN	EU	AU	JP	
Barley hay	AF/AS	0.68	STMR/STMR-P	88	0.77	15		100		0.115909		0.773		
Rye straw	AF/AS	0.68	STMR/STMR-P	88	0.77		20				0.155			
Barley straw	AF/AS	0.68	STMR/STMR-P	89	0.76		10				0.076			
Beet, sugar tops	AM/AV	0.0845	STMR/STMR-P	23	0.37		20				0.073			
Barley grain	GC	0.075	STMR/STMR-P	88	0.09	50	50		70	0.042614	0.043		0.06	
Beet, sugar dried pulp	AB	0.0442	STMR/STMR-P	88	0.05	15			5	0.007534			0.003	
Brewer's grain dried	SM	0.04488	STMR/STMR-P	92	0.05				25				0.012	
Wheat milled bypds	CM/CF	0.0435	STMR/STMR-P	88	0.05	20				0.009886				
Total						100	100	100	100	0.176	0.347	0.773	0.074	

DAIRY CATTLE													MEAN
Commodity	CC	Residue (mg/kg)	Basis	DM (%)	Residue dw (mg/kg)	Diet content (%)				Residue Contribution (ppm)			
						US-CAN	EU	AU	JP	US-CAN	EU	AU	JP
Barley hay	AF/AS	0.68	STMR/STMR-P	88	0.77	20	0	50		0.154545	0	0.386	
Rye straw	AF/AS	0.68	STMR/STMR-P	88	0.77	0	20		5	0	0.155		0.039
Barley straw	AF/AS	0.68	STMR/STMR-P	89	0.76	0	10			0	0.076		
Oat hay	AF/AS	0.68	STMR/STMR-P	90	0.76	10		50		0.075556		0.378	
Beet, sugar tops	AM/AV	0.0845	STMR/STMR-P	23	0.37	0	30			0	0.11		
Barley grain	GC	0.075	STMR/STMR-P	88	0.09	45	40		40	0.038352	0.034		0.034
Beet, sugar dried pulp	AB	0.0442	STMR/STMR-P	88	0.05	15			40	0.007534			0.02
Brewer's grain dried	SM	0.04488	STMR/STMR-P	92	0.05	0			15	0			0.007
Wheat milled byppts	CM/CF	0.0435	STMR/STMR-P	88	0.05	10				0.004943			
Total						100	100	100	100	0.280931	0.375	0.764	0.1

POULTRY BROILER													MEAN
Commodity	CC	Residue (mg/kg)	Basis	DM (%)	Residue dw (mg/kg)	Diet content (%)				Residue Contribution (ppm)			
						US-CAN	EU	AU	JP	US-CAN	EU	AU	JP
Barley grain	GC	0.075	STMR/STMR-P	88	0.09	75	70	15	10	0.06	0.06	0.013	0.009
Brewer's grain dried	SM	0.04488	STMR/STMR-P	92	0.05		10				0.005		
Wheat milled byppts	CM/CF	0.0435	STMR/STMR-P	88	0.05	25	20	20	5	0.01	0.01	0.01	0.002
Rye grain	GC	0.015	STMR/STMR-P	88	0.02			35				0.006	
Total						100	100	70	15	0.08	0.074	0.029	0.011

POULTRY LAYER													MEAN
Commodity	CC	Residue (mg/kg)	Basis	DM (%)	Residue dw (mg/kg)	Diet content (%)				Residue Contribution (ppm)			
						US-CAN	EU	AU	JP	US-CAN	EU	AU	JP
Barley straw	AF/AS	0.68	STMR/STMR-P	89	0.76		5				0.038		
Beet, sugar tops	AM/AV	0.0845	STMR/STMR-P	23	0.37		5				0.018		
Barley grain	GC	0.075	STMR/STMR-P	88	0.09	75	90	15		0.06392	0.077	0.013	
Wheat milled byppts	CM/CF	0.0435	STMR/STMR-P	88	0.05	25		20	30	0.012358		0.01	0.015
Rye grain	GC	0.015	STMR/STMR-P	88	0.02			20				0.003	
Total						100	100	55	30	0.076278	0.133	0.026	0.015

Annex 6

FENPYRAZAMINE (298)

ESTIMATED MAXIMUM DIETARY BURDEN

BEEF CATTLE											MAX			
Commodity	CC	Residue (mg/kg)	Basis	DM (%)	Residue dw (mg/kg)	Diet content (%)				Residue Contribution (ppm)				
						US-CAN	EU	AU	JP	US-CAN	EU	AU	JP	
Grape pomace, wet	AB	2.38	STMR	15	15.87			20				3.173		
Total								20				3.173		

DAIRY CATTLE											MAX			
Commodity	CC	Residue (mg/kg)	Basis	DM (%)	Residue dw (mg/kg)	Diet content (%)				Residue Contribution (ppm)				
						US-CAN	EU	AU	JP	US-CAN	EU	AU	JP	
Grape pomace, wet	AB	2.38	STMR	15	15.87			20				3.173		
Total								20				3.173		

POULTRY BROILER											MAX			
Commodity	CC	Residue (mg/kg)	Basis	DM (%)	Residue dw (mg/kg)	Diet content (%)				Residue Contribution (ppm)				
						US-CAN	EU	AU	JP	US-CAN	EU	AU	JP	
No feed items applicable!														

POULTRY LAYER											MAX			
Commodity	CC	Residue (mg/kg)	Basis	DM (%)	Residue dw (mg/kg)	Diet content (%)				Residue Contribution (ppm)				
						US-CAN	EU	AU	JP	US-CAN	EU	AU	JP	
No feed items applicable!														

FENPYRAZAMINE (298)**ESTIMATED MEAN DIETARY BURDEN**

BEEF CATTLE											MEAN										
Commodity	CC	Residue (mg/kg)	Basis	DM (%)	Residue dw (mg/kg)	Diet content (%)				Residue Contribution (ppm)											
						US- CAN	EU	AU	JP	US-CAN	EU	AU	JP								
Grape pomace, wet	AB	2.38	STMR/STMR-P	15	15.87			20													
Total								20													

DAIRY CATTLE											MEAN										
Commodity	CC	Residue (mg/kg)	Basis	DM (%)	Residue dw (mg/kg)	Diet content (%)				Residue Contribution (ppm)											
						US- CAN	EU	AU	JP	US-CAN	EU	AU	JP								
Grape pomace, wet	AB	2.38	STMR/STMR-P	15	15.87		0	20													
Total						0		20			0.000										

POULTRY BROILER											MEAN									
Commodity	CC	Residue (mg/kg)	Basis	DM (%)	Residue dw (mg/kg)	Diet content (%)				Residue Contribution (ppm)										
						US- CAN	EU	AU	JP	US-CAN	EU	AU	JP							
No feed items applicable!																				

POULTRY LAYER											MEAN									
Commodity	CC	Residue (mg/kg)	Basis	DM (%)	Residue dw (mg/kg)	Diet content (%)				Residue Contribution (ppm)										
						US- CAN	EU	AU	JP	US-CAN	EU	AU	JP							
No feed items applicable!																				

Annex 6

FENPYROXIMATE (192)

ESTIMATED MAXIMUM DIETARY BURDEN

BEEF CATTLE													MAX
Commodity	CC	Residue (mg/kg)	Basis	DM (%)	Residue dw (mg/kg)	Diet content (%)				Residue Contribution (ppm)			
						US-CAN	EU	AU	JP	US-CAN	EU	AU	JP
Corn, field stover	AF/AS	4.1	HR	83	4.94	15	25	40		0.740964	1.235	1.976	
Corn, field forage/silage	AF/AS	1.3	HR	40	3.25		55	40			1.788	1.3	
Grape pomace, wet	AB	0.17	STMR	15	1.13			20				0.227	
Apple pomace, wet	AB	0.42	STMR	40	1.05		20				0.21		
Corn, field asp gr fn	CM/CF	0.86	STMR	85	1.01	5				0.050588			
Citrus dried pulp	AB	0.78	STMR	91	0.86	10				0.085714			
Corn, field grain	GC	0.01	STMR	88	0.01	70			75	0.007955			0.009
Total						100	100	100	75	0.885221	3.232	3.503	0.009

DAIRY CATTLE													MAX
Commodity	CC	Residue (mg/kg)	Basis	DM (%)	Residue dw (mg/kg)	Diet content (%)				Residue Contribution (ppm)			
						US-CAN	EU	AU	JP	US-CAN	EU	AU	JP
Corn, field stover	AF/AS	4.1	HR	83	4.94	15	20	40		0.740964	0.988	1.976	
Corn, field forage/silage	AF/AS	1.3	HR	40	3.25	30	40	40	50	0.975	1.3	1.3	1.625
Grape pomace, wet	AB	0.17	STMR	15	1.13			20				0.227	
Apple pomace, wet	AB	0.42	STMR	40	1.05	10	10			0.105	0.105		
Citrus dried pulp	AB	0.78	STMR	91	0.86		10				0.086		
Corn, field grain	GC	0.01	STMR	88	0.01	45	20		50	0.005114	0.002		0.006
Total						100	100	100	100	1.826077	2.481	3.503	1.631

POULTRY BROILER													MAX
Commodity	CC	Residue (mg/kg)	Basis	DM (%)	Residue dw (mg/kg)	Diet content (%)				Residue Contribution (ppm)			
						US-CAN	EU	AU	JP	US-CAN	EU	AU	JP
Corn, field grain	GC	0.01	STMR	88	0.01	75	70		70	0.008523	0.008		0.008
Total						75	70		70	0.008523	0.008		0.008

POULTRY LAYER											MAX				
Commodity	CC	Residue (mg/kg)	Basis	DM (%)	Residue dw (mg/kg)	Diet content (%)				Residue Contribution (ppm)					
						US-CAN	EU	AU	JP	US-CAN	EU	AU	JP		
Corn, field stover	AF/AS	4.1	HR	83	4.94		10					0.494			
Corn, field grain	GC	0.01	STMR	88	0.01	75	70		80	0.008523	0.008			0.009	
Total						75	80		80	0.008523	0.502			0.009	

FENPYROXIMATE (192)**ESTIMATED MEAN DIETARY BURDEN**

BEEF CATTLE											MEAN				
Commodity	CC	Residue (mg/kg)	Basis	DM (%)	Residue dw (mg/kg)	Diet content (%)				Residue Contribution (ppm)					
						US-CAN	EU	AU	JP	US-CAN	EU	AU	JP		
Corn, field stover	AF/AS	2.05	STMR/STMR-P	83	2.47	15	25	40		0.370482	0.617		0.988		
Grape pomace, wet	AB	0.17	STMR/STMR-P	15	1.13			20					0.227		
Apple pomace, wet	AB	0.42	STMR/STMR-P	40	1.05			20				0.21			
Corn, field asp gr fn	CM/CF	0.86	STMR/STMR-P	85	1.01	5				0.050588					
Corn, field forage/silage	AF/AS	0.38	STMR/STMR-P	40	0.95		55	40			0.523		0.38		
Citrus dried pulp	AB	0.78	STMR/STMR-P	91	0.86	10				0.085714					
Corn, field grain	GC	0.01	STMR/STMR-P	88	0.01	70			75	0.007955				0.009	
Total						100	100	100	75	0.514739	1.35		1.595	0.009	

DAIRY CATTLE											MEAN				
Commodity	CC	Residue (mg/kg)	Basis	DM (%)	Residue dw (mg/kg)	Diet content (%)				Residue Contribution (ppm)					
						US-CAN	EU	AU	JP	US-CAN	EU	AU	JP		
Corn, field stover	AF/AS	2.05	STMR/STMR-P	83	2.47	15	20	40		0.370482	0.494		0.988		
Grape pomace, wet	AB	0.17	STMR/STMR-P	15	1.13	0		20		0			0.227		
Apple pomace, wet	AB	0.42	STMR/STMR-P	40	1.05	10	10			0.105	0.105				
Corn, field forage/silage	AF/AS	0.38	STMR/STMR-P	40	0.95	30	40	40	50	0.285	0.38		0.38	0.475	
Citrus dried pulp	AB	0.78	STMR/STMR-P	91	0.86	0	10			0	0.086				
Corn, field grain	GC	0.01	STMR/STMR-P	88	0.01	45	20		50	0.005114	0.002			0.006	
Total						100	100	100	100	0.765596	1.067		1.595	0.481	

Annex 6

POULTRY BROILER											MEAN			
Commodity	CC	Residue (mg/kg)	Basis	DM (%)	Residue dw (mg/kg)	Diet content (%)				Residue Contribution (ppm)				
						US-CAN	EU	AU	JP	US-CAN	EU	AU	JP	
Corn, field grain	GC	0.01	STMR/STMR-P	88	0.01	75	70		70	0.008523	0.008		0.008	
Total						75	70		70	0.008523	0.008		0.008	

POULTRY LAYER											MEAN			
Commodity	CC	Residue (mg/kg)	Basis	DM (%)	Residue dw (mg/kg)	Diet content (%)				Residue Contribution (ppm)				
						US-CAN	EU	AU	JP	US-CAN	EU	AU	JP	
Corn, field stover	AF/AS	2.05	STMR/STMR-P	83	2.47		10				0.247			
Corn, field grain	GC	0.01	STMR/STMR-P	88	0.01	75	70		80	0.008523	0.008		0.009	
Total						75	80		80	0.008523	0.255		0.009	

FLUOPYRAM (243)

ESTIMATED MAXIMUM DIETARY BURDEN

BEEF CATTLE											MAX			
Commodity	CC	Residue (mg/kg)	Basis	DM (%)	Residue dw (mg/kg)	Diet content (%)				Residue Contribution (ppm)				
						US- CAN	EU	AU	JP	US-CAN	EU	AU	JP	
Bean vines	AL	25	HR	35	71.429			60						42.857
Pea hay	AL	48	HR	88	54.545		25	40			13.636		21.818	
Beet, sugar tops	AM/AV	8.3	HR	23	36.087		20				7.217			
Corn, field asp gr fn	CM/CF	16	STMR	85	18.824	5				0.941				
Corn, field stover	AF/AS	13	HR	83	15.663	15	25			2.349			3.916	
Corn, field forage/silage	AF/AS	3.9	HR	40	9.750		30						2.925	
Rice straw	AF/AS	6.7	HR	90	7.444				55					4.094
Soybean asp gr fn	SM	4.2	STMR	85	4.941	5				0.247				
Rice bran/pollard	CM/CF	0.68	STMR	90	0.756	10			20	0.076				0.151
Potato process waste	AB	0.09	STMR	12	0.750	30				0.225				
Rice grain	GC	0.62	STMR	88	0.705	20				0.141				
Potato culls	VR	0.083	HR	20	0.415	15				0.062				
Rape meal	SM	0.23	STMR	88	0.261				15					0.039
Rye grain	GC	0.19	STMR	88	0.216				10					0.022
Total						100	100	100	100	4.041	27.694	64.675	4.306	

DAIRY CATTLE											MAX			
Commodity	CC	Residue (mg/kg)	Basis	DM (%)	Residue dw (mg/kg)	Diet content (%)				Residue Contribution (ppm)				
						US- CAN	EU	AU	JP	US-CAN	EU	AU	JP	
Bean vines	AL	25	HR	35	71.429		20	70			14.286		50.000	
Pea hay	AL	48	HR	88	54.545	10	10			5.455	5.455			
Beet, sugar tops	AM/AV	8.3	HR	23	36.087		30				10.826			
Peanut hay	AL	21	HR	85	24.706	5				1.235				
Soybean hay	AL	20	HR	85	23.529	5				1.176				
Corn, field stover	AF/AS	13	HR	83	15.663	15	20	30		2.349	3.133	4.699		
Rye straw	AF/AS	12	HR	88	13.636				5					0.682
Wheat forage	AF/AS	2.9	HR	25	11.600	5				0.580				
Corn, field forage/silage	AF/AS	3.9	HR	40	9.750	25	20		45	2.438	1.950			4.388
Almond hulls	AM/AV	3.6	STMR	90	4.000	10				0.400				
Carrot culls	VR	0.19	HR	12	1.583	10				0.158				
Apple pomace, wet	AB	0.31	STMR	40	0.775	10				0.078				
Rice bran/pollard	CM/CF	0.68	STMR	90	0.756	5			10	0.038				0.076
Rape meal	SM	0.23	STMR	88	0.261				25					0.065
Rye grain	GC	0.19	STMR	88	0.216				15					0.032
Total						100	100	100	100	13.907	35.649	54.699	5.243	

Annex 6

POULTRY BROILER													MAX	
Commodity	CC	Residue (mg/kg)	Basis	DM (%)	Residue dw (mg/kg)	Diet content (%)				Residue Contribution (ppm)	Residue Contribution (ppm)			
						US- CAN	EU	AU	JP		US-CAN	EU	AU	JP
Carrot culls	VR	0.19	HR	12	1.583		10				0.158			
Rice bran/pollard	CM/CF	0.68	STMR	90	0.756	10	10	20	5	0.076	0.076	0.151	0.038	
Rice grain	GC	0.62	STMR	88	0.705	20		50		0.141		0.352		
Rape meal	SM	0.23	STMR	88	0.261			5	5			0.013	0.013	
Rye grain	GC	0.19	STMR	88	0.216	15	70			0.032	0.151			
Triticale grain	GC	0.19	STMR	89	0.213	55	10			0.117	0.021			
Wheat grain	GC	0.19	STMR	89	0.213			25	10			0.053	0.021	
Corn, field grain	GC	0.01	STMR	88	0.011				60					0.007
Soybean meal	SM	0.00095	STMR	92	0.001				20					0.000
Total						100	100	100	100	0.366	0.406	0.570	0.079	

POULTRY LAYER													MAX	
Commodity	CC	Residue (mg/kg)	Basis	DM (%)	Residue dw (mg/kg)	Diet content (%)				Residue Contribution (ppm)	Residue Contribution (ppm)			
						US- CAN	EU	AU	JP		US-CAN	EU	AU	JP
Pea hay	AL	48	HR	88	54.545		10				5.455			
Beet, sugar tops	AM/AV	8.3	HR	23	36.087		5				1.804			
Wheat straw	AF/AS	12	HR	88	13.636		10				1.364			
Carrot culls	VR	0.19	HR	12	1.583		10				0.158			
Rice bran/pollard	CM/CF	0.68	STMR	90	0.756	10	5	20	20	0.076	0.038	0.151	0.151	
Rice grain	GC	0.62	STMR	88	0.705	20		50		0.141		0.352		
Rape meal	SM	0.23	STMR	88	0.261		10	5	15		0.026	0.013	0.039	
Rye grain	GC	0.19	STMR	88	0.216	15	35			0.032	0.076			
Triticale grain	GC	0.19	STMR	89	0.213	55				0.117				
Wheat grain	GC	0.19	STMR	89	0.213		15	25			0.032	0.053		
Wheat milled bypds	CM/CF	0.065	STMR	88	0.074				10					0.007
Corn, field grain	GC	0.01	STMR	88	0.011				55					0.006
Total						100	100	100	100	0.366	8.952	0.570	0.204	

FLUOPYRAM (243)

ESTIMATED MEAN DIETARY BURDEN

BEEF CATTLE													MEAN
Commodity	CC	Residue (mg/kg)	Basis	DM (%)	Residue dw (mg/kg)	Diet content (%)				Residue Contribution (ppm)			
						US- CAN	EU	AU	JP	US-CAN	EU	AU	JP
Bean vines	AL	14	STMR/STMR-P	35	40.000			60.00				24.000	
Pea vines	AL	5.6	STMR/STMR-P	25	22.400		20.00				4.480		
Pea hay	AL	18	STMR/STMR-P	88	20.455		5.00	40.00			1.023	8.182	
Corn, field asp gr fn	CM/CF	16	STMR/STMR-P	85	18.824	5.000				0.941			
Oat forage	AF/AS	1.8	STMR/STMR-P	30	6.000		20.00				1.200		
Cotton gin byproducts	AM/AV	5.4	STMR/STMR-P	90	6.000	5.000				0.300			
Barley forage	AF/AS	1.7	STMR/STMR-P	30	5.667		10.00				0.567		
Rye straw	AF/AS	4.8	STMR/STMR-P	88	5.455	10.000				0.545			
Corn, field forage/silage	AF/AS	2	STMR/STMR-P	40	5.000	5.000	45.00			0.250	2.250		
Soybean asp gr fn	SM	4.2	STMR/STMR-P	85	4.941	5.000				0.247			
Rice straw	AF/AS	2.6	STMR/STMR-P	90	2.889			55.00					1.589
Rice bran/pollard	CM/CF	0.68	STMR/STMR-P	90	0.756	10.000		20.00		0.076			0.151
Potato process waste	AB	0.09	STMR/STMR-P	12	0.750	30.000				0.225			
Rice grain	GC	0.62	STMR/STMR-P	88	0.705	20.000				0.141			
Rape meal	SM	0.23	STMR/STMR-P	88	0.261			15.00					0.039
Rye grain	GC	0.19	STMR/STMR-P	88	0.216			10.00					0.022
Potato culls	VR	0.021	STMR/STMR-P	20	0.105	10.000				0.011			
Total						100.000	100.00	100.00	100.00	2.736	9.519	32.182	1.801

DAIRY CATTLE													MEAN
Commodity	CC	Residue (mg/kg)	Basis	DM (%)	Residue dw (mg/kg)	Diet content (%)				Residue Contribution (ppm)			
						US- CAN	EU	AU	JP	US-CAN	EU	AU	JP
Bean vines	AL	14	STMR/STMR-P	35	40.000		20.00	70.00				8.000	28.000
Pea vines	AL	5.6	STMR/STMR-P	25	22.400	10.000				2.240			
Pea hay	AL	18	STMR/STMR-P	88	20.455	0.000	10.00			0.000	2.045		
Grape pomace, wet	AB	12.4	STMR/STMR-P	95	13.053	0.000		20.00		0.000		2.611	
Soybean hay	AL	6.1	STMR/STMR-P	85	7.176	10.000				0.718			
Oat forage	AF/AS	1.8	STMR/STMR-P	30	6.000	30.000	20.00	10.00	5.00	1.800	1.200	0.600	0.300
Barley forage	AF/AS	1.7	STMR/STMR-P	30	5.667	0.000	10.00			0.000	0.567		
Corn, field forage/silage	AF/AS	2	STMR/STMR-P	40	5.000	15.000	40.00		45.00	0.750	2.000		2.250
Almond hulls	AM/AV	3.6	STMR/STMR-P	90	4.000	10.000				0.400			
Apple pomace, wet	AB	0.31	STMR/STMR-P	40	0.775	10.000				0.078			
Rice bran/pollard	CM/CF	0.68	STMR/STMR-P	90	0.756	15.000			10.00	0.113			0.076
Rape meal	SM	0.23	STMR/STMR-P	88	0.261	0.000			25.00	0.000			0.065
Rye grain	GC	0.19	STMR/STMR-P	88	0.216	0.000			15.00	0.000			0.032
Total						100.000	100.00	100.00	100.00	6.098	13.812	31.211	2.723

Annex 6

POULTRY BROILER													MEAN		
Commodity	CC	Residue (mg/kg)	Basis	DM (%)	Residue dw (mg/kg)	Diet content (%)				Residue Contribution (ppm)					
						US- CAN	EU	AU	JP	US-CAN	EU	AU	JP		
Rice bran/pollard	CM/CF	0.68	STMR/STMR-P	90	0.756	10.000	10.000	20.000	5.000	0.076	0.076	0.151	0.038		
Carrot culls	VR	0.09	STMR/STMR-P	12	0.750		10.000				0.075				
Rice grain	GC	0.62	STMR/STMR-P	88	0.705	20.000		50.000		0.141		0.352			
Rape meal	SM	0.23	STMR/STMR-P	88	0.261			5.000	5.000			0.013	0.013		
Rye grain	GC	0.19	STMR/STMR-P	88	0.216	15.000	70.000			0.032	0.151				
Triticale grain	GC	0.19	STMR/STMR-P	89	0.213	55.000	10.000			0.117	0.021				
Wheat grain	GC	0.19	STMR/STMR-P	89	0.213			25.000	10.000			0.053	0.021		
Corn, field grain	GC	0.01	STMR/STMR-P	88	0.011				60.000				0.007		
Soybean meal	SM	0.00095	STMR/STMR-P	92	0.001				20.000				0.000		
Total						100.000	100.000	100.000	100.000	0.366	0.323	0.570	0.079		

POULTRY LAYER													MEAN		
Commodity	CC	Residue (mg/kg)	Basis	DM (%)	Residue dw (mg/kg)	Diet content (%)				Residue Contribution (ppm)					
						US- CAN	EU	AU	JP	US-CAN	EU	AU	JP		
Pea vines	AL	5.6	STMR/STMR-P	25	22.400		10.000				2.240				
Wheat straw	AF/AS	4.8	STMR/STMR-P	88	5.455		10.000				0.545				
Beet, sugar tops	AM/AV	0.46	STMR/STMR-P	23	2.000		5.000				0.100				
Rice bran/pollard	CM/CF	0.68	STMR/STMR-P	90	0.756	10.000	5.000	20.000	20.000	0.076	0.038	0.151	0.151		
Carrot culls	VR	0.09	STMR/STMR-P	12	0.750		10.000				0.075				
Rice grain	GC	0.62	STMR/STMR-P	88	0.705	20.000		50.000		0.141		0.352			
Rape meal	SM	0.23	STMR/STMR-P	88	0.261		10.000	5.000	15.000		0.026	0.013	0.039		
Rye grain	GC	0.19	STMR/STMR-P	88	0.216	15.000	35.000			0.032	0.076				
Triticale grain	GC	0.19	STMR/STMR-P	89	0.213	55.000				0.117					
Wheat grain	GC	0.19	STMR/STMR-P	89	0.213		15.000	25.000			0.032	0.053			
Wheat milled bypds	CM/CF	0.065	STMR/STMR-P	88	0.074				10.000				0.007		
Corn, field grain	GC	0.01	STMR/STMR-P	88	0.011				55.000				0.006		
Total						100.000	100.000	100.000	100.000	0.366	3.132	0.570	0.204		

FOSETYL-ALUMINIUM (302)**ESTIMATED MAXIMUM DIETARY BURDEN**

BEEF CATTLE											MAX			
Commodity	CC	Residue (mg/kg)	Basis	DM (%)	Residue dw (mg/kg)	Diet content (%)				Residue Contribution (ppm)				
						US-CAN	EU	AU	JP	US-CAN	EU	AU	JP	
Grape pomace, wet	AB	22	STMTR	15	146.67			20						29.33
Apple pomace, wet	AB	15	STMTR	40	37.50		20					7.5		
Citrus dried pulp	AB	16	STMTR	91	17.58	10		10			1.758242			1.758
Total						10	20	30			1.758242	7.5		31.09

DAIRY CATTLE											MAX			
Commodity	CC	Residue (mg/kg)	Basis	DM (%)	Residue dw (mg/kg)	Diet content (%)				Residue Contribution (ppm)				
						US-CAN	EU	AU	JP	US-CAN	EU	AU	JP	
Grape pomace, wet	AB	22	STMTR	15	146.67			20						29.33
Apple pomace, wet	AB	15	STMTR	40	37.50	10	10				3.75	3.75		
Citrus dried pulp	AB	16	STMTR	91	17.58		10	10				1.758	1.758	
Total						10	20	30			3.75	5.508		31.09

POULTRY BROILER											MAX			
Commodity	CC	Residue (mg/kg)	Basis	DM (%)	Residue dw (mg/kg)	Diet content (%)				Residue Contribution (ppm)				
						US-CAN	EU	AU	JP	US-CAN	EU	AU	JP	
No feed items applicable!														

POULTRY LAYER											MAX			
Commodity	CC	Residue (mg/kg)	Basis	DM (%)	Residue dw (mg/kg)	Diet content (%)				Residue Contribution (ppm)				
						US-CAN	EU	AU	JP	US-CAN	EU	AU	JP	
No feed items applicable!														

Annex 6

FOSETYL-ALUMINIUM (302)

ESTIMATED MEAN DIETARY BURDEN

BEEF CATTLE											MEAN				
Commodity	CC	Residue (mg/kg)	Basis	DM (%)	Residue dw (mg/kg)	Diet content (%)				Residue Contribution (ppm)					
						US-CAN	EU	AU	JP	US-CAN	EU	AU	JP		
Grape pomace, wet	AB	22	STMR/STMR-P	15	146.67			20							29.33
Apple pomace, wet	AB	15	STMR/STMR-P	40	37.50		20				7.5				
Citrus dried pulp	AB	16	STMR/STMR-P	91	17.58	10		10			1.758242			1.758	
Total						10	20	30			1.758242	7.5		31.09	

DAIRY CATTLE											MEAN				
Commodity	CC	Residue (mg/kg)	Basis	DM (%)	Residue dw (mg/kg)	Diet content (%)				Residue Contribution (ppm)					
						US-CAN	EU	AU	JP	US-CAN	EU	AU	JP		
Grape pomace, wet	AB	22	STMR/STMR-P	15	146.67		0	20			0				29.33
Apple pomace, wet	AB	15	STMR/STMR-P	40	37.50	10	10				3.75	3.75			
Citrus dried pulp	AB	16	STMR/STMR-P	91	17.58	0	10	10			0	1.758	1.758		
Total						10	20	30			3.75	5.508		31.09	

POULTRY BROILER											MEAN			
Commodity	CC	Residue (mg/kg)	Basis	DM (%)	Residue dw (mg/kg)	Diet content (%)				Residue Contribution (ppm)				
						US-CAN	EU	AU	JP	US-CAN	EU	AU	JP	
No feed items applicable!														

POULTRY LAYER											MEAN			
Commodity	CC	Residue (mg/kg)	Basis	DM (%)	Residue dw (mg/kg)	Diet content (%)				Residue Contribution (ppm)				
						US-CAN	EU	AU	JP	US-CAN	EU	AU	JP	
No feed items applicable!														

IMAZAMOX (276)**ESTIMATED MAXIMUM DIETARY BURDEN**

BEEF CATTLE													MAX
Commodity	CC	Residue (mg/kg)	Basis	DM (%)	Residue dw (mg/kg)	Diet content (%)				Residue Contribution (ppm)			
						US-CAN	EU	AU	JP	US-CAN	EU	AU	JP
Rape forage	AM/AV	0.71	HR	30	2.37		10	100			0.237	2.367	
Wheat forage	AF/AS	0.23	HR	25	0.92		20				0.184		
Alfalfa forage	AL	0.2	HR	35	0.57		70				0.4		
Sunflower meal	SM	0.48	STMR	92	0.52	5				0.026			
Alfalfa hay	AL	0.41	HR	89	0.46	15			10	0.069			0.046
Wheat milled													
bypdts	CM/CF	0.21	STMR	88	0.24	40			55	0.095			0.131
Wheat hay	AF/AS	0.1	HR	88	0.11	15				0.017			
Alfalfa meal	SM	0.1	STMR	89	0.11				10				0.011
Wheat grain	GC	0.1	STMR	89	0.11	20			25	0.022			0.028
Barley straw	AF/AS	0.05	HR	89	0.06	5				0.003			
Total						100	100	100	100	0.233	0.821	2.367	0.217

DAIRY CATTLE													MAX
Commodity	CC	Residue (mg/kg)	Basis	DM (%)	Residue dw (mg/kg)	Diet content (%)				Residue Contribution (ppm)			
						US-CAN	EU	AU	JP	US-CAN	EU	AU	JP
Rape forage	AM/AV	0.71	HR	30	2.37	10	10	40		0.237	0.237	0.947	
Wheat forage	AF/AS	0.23	HR	25	0.92	20	20	60		0.184	0.184	0.552	
Alfalfa forage	AL	0.2	HR	35	0.57	20	40			0.114	0.229		
Sunflower meal	SM	0.48	STMR	92	0.52	10	10			0.052	0.052		
Alfalfa hay	AL	0.41	HR	89	0.46				25				0.115
Barley forage	AF/AS	0.073	HR	30	0.24		20				0.049		
Wheat milled													
bypdts	CM/CF	0.21	STMR	88	0.24	30			45	0.072			0.107
Alfalfa meal	SM	0.1	STMR	89	0.11	10			25	0.011			0.028
Wheat grain	GC	0.1	STMR	89	0.11				5				0.006
Total						100	100	100	100	0.670	0.75	1.499	0.256

Annex 6

POULTRY BROILER											MAX			
Commodity	CC	Residue (mg/kg)	Basis	DM (%)	Residue dw (mg/kg)	Diet content (%)				Residue Contribution (ppm)				
						US-CAN	EU	AU	JP	US-CAN	EU	AU	JP	
Sunflower meal	SM	0.48	STMR	92	0.52	25	10	15		0.130	0.052	0.078		
Wheat milled														
bypdts	CM/CF	0.21	STMR	88	0.24	50	20	20	5	0.119	0.048	0.048	0.012	
Alfalfa meal	SM	0.1	STMR	89	0.11				5				0.006	
Wheat grain	GC	0.1	STMR	89	0.11	25	70	65	10	0.028	0.079	0.073	0.011	
Total						100	100	100	20	0.278	0.179	0.199	0.029	

POULTRY LAYER											MAX			
Commodity	CC	Residue (mg/kg)	Basis	DM (%)	Residue dw (mg/kg)	Diet content (%)				Residue Contribution (ppm)				
						US-CAN	EU	AU	JP	US-CAN	EU	AU	JP	
Rape forage	AM/AV	0.71	HR	30	2.37				10				0.237	
Wheat forage	AF/AS	0.23	HR	25	0.92				10				0.092	
Sunflower meal	SM	0.48	STMR	92	0.52	25	10	15		0.130	0.052	0.078		
Pea vines	AL	0.1	HR	25	0.40				10				0.04	
Wheat milled														
bypdts	CM/CF	0.21	STMR	88	0.24	50	20	20	30	0.119	0.048	0.048	0.072	
Wheat grain	GC	0.1	STMR	89	0.11	25	40	55		0.028	0.045	0.062		
Total						100	100	90	30	0.278	0.514	0.188	0.072	

IMAZAMOX (276)

ESTIMATED MEAN DIETARY BURDEN

BEEF CATTLE											MEAN			
Commodity	CC	Residue (mg/kg)	Basis	DM (%)	Residue dw (mg/kg)	Diet content (%)				Residue Contribution (ppm)				
						US-CAN	EU	AU	JP	US-CAN	EU	AU	JP	
Rape forage	AM/AV	0.36	STMR/STMR-P	30	1.20		10	100			0.12	1.2		
Sunflower meal	SM	0.48	STMR/STMR-P	92	0.52	5	20			0.026087	0.104			
Pea vines	AL	0.1	STMR/STMR-P	25	0.40		20				0.08			
Wheat forage	AF/AS	0.1	STMR/STMR-P	25	0.40		20				0.08			
Wheat milled bypdts	CM/CF	0.21	STMR/STMR-P	88	0.24	40	30		55	0.095455	0.072		0.131	
Alfalfa hay	AL	0.2	STMR/STMR-P	89	0.22	15			10	0.033708			0.022	
Alfalfa meal	SM	0.1	STMR/STMR-P	89	0.11				10				0.011	
Wheat grain	GC	0.1	STMR/STMR-P	89	0.11	20			25	0.022472			0.028	
Barley straw	AF/AS	0.05	STMR/STMR-P	89	0.06	10				0.006				
Barley grain	GC	0.04	STMR/STMR-P	88	0.05	10				0.005				
Total							100	100	100	0.188	0.456	1.2	0.193	

DAIRY CATTLE													MEAN
Commodity	CC	Residue (mg/kg)	Basis	DM (%)	Residue dw (mg/kg)	Diet content (%)				Residue Contribution (ppm)			
						US-CAN	EU	AU	JP	US-CAN	EU	AU	JP
Rape forage	AM/AV	0.36	STMR/STMR-P	30	1.20	10	10	40		0.12	0.12	0.48	
Sunflower meal	SM	0.48	STMR/STMR-P	92	0.52	10	10	15		0.052174	0.052	0.078	
Pea vines	AL	0.1	STMR/STMR-P	25	0.40	10	20	40		0.04	0.08	0.16	
Wheat forage	AF/AS	0.1	STMR/STMR-P	25	0.40	20	20	5		0.08	0.08	0.02	
Wheat milled bypds	CM/CF	0.21	STMR/STMR-P	88	0.24	30	30		45	0.071591	0.072		0.107
Alfalfa hay	AL	0.2	STMR/STMR-P	89	0.22	10	10		25	0.022472	0.022		0.056
Alfalfa meal	SM	0.1	STMR/STMR-P	89	0.11	10			25	0.011236			0.028
Wheat grain	GC	0.1	STMR/STMR-P	89	0.11	0			5	0			0.006
Total						100	100	100	100	0.397473	0.426	0.738	0.197

POULTRY BROILER													MEAN
Commodity	CC	Residue (mg/kg)	Basis	DM (%)	Residue dw (mg/kg)	Diet content (%)				Residue Contribution (ppm)			
						US-CAN	EU	AU	JP	US-CAN	EU	AU	JP
Sunflower meal	SM	0.48	STMR/STMR-P	92	0.52	25	10	15		0.13	0.052	0.078	
Wheat milled bypds	CM/CF	0.21	STMR/STMR-P	88	0.24	50	20	20	5	0.12	0.048	0.048	0.012
Alfalfa meal	SM	0.1	STMR/STMR-P	89	0.11				5				0.006
Wheat grain	GC	0.1	STMR/STMR-P	89	0.11	25	70	65	10	0.03	0.079	0.073	0.011
Total						100	100	100	20	0.28	0.179	0.199	0.029

POULTRY LAYER													MEAN
Commodity	CC	Residue (mg/kg)	Basis	DM (%)	Residue dw (mg/kg)	Diet content (%)				Residue Contribution (ppm)			
						US-CAN	EU	AU	JP	US-CAN	EU	AU	JP
Rape forage	AM/AV	0.36	STMR/STMR-P	30	1.20		10				0.12		
Sunflower meal	SM	0.48	STMR/STMR-P	92	0.52	25	10	15		0.130435	0.052	0.078	
Pea vines	AL	0.1	STMR/STMR-P	25	0.40		10				0.04		
Wheat forage	AF/AS	0.1	STMR/STMR-P	25	0.40		10				0.04		
Wheat milled bypds	CM/CF	0.21	STMR/STMR-P	88	0.24	50	20	20	30	0.119318	0.048	0.048	0.072
Wheat grain	GC	0.1	STMR/STMR-P	89	0.11	25	40	55		0.02809	0.045	0.062	
Total						100	100	90	30	0.277843	0.345	0.188	0.072

Annex 6

IMAZAPYR (267)

ESTIMATED MAXIMUM DIETARY BURDEN

BEEF CATTLE														MAX
Commodity	CC	Residue (mg/kg)	Basis	DM (%)	Residue dw (mg/kg)	Diet content (%)				Residue Contribution (ppm)				
						US-CAN	EU	AU	JP	US-CAN	EU	AU	JP	
Grass hay	AF/AS	2.5	HR	88	2.84	15	50	100	40	0.426	1.42	2.841	1.136	
Soybean meal	SM	0.897	STMR	92	0.98	5	20		60	0.049	0.195		0.585	
Soybean seed	VD	0.69	STMR	89	0.78	5	10			0.039	0.078			
Soybean hulls	SM	0.462	STMR	90	0.51	10				0.051				
Corn, field hominy meal	CM/CF	0.06	STMR	88	0.07	50				0.034				
Corn, field grain	GC	0.05	STMR	88	0.06	15	20			0.009	0.011			
Total						100	100	100	100	0.608	1.704	2.841	1.721	

DAIRY CATTLE														MAX
Commodity	CC	Residue (mg/kg)	Basis	DM (%)	Residue dw (mg/kg)	Diet content (%)				Residue Contribution (ppm)				
						US-CAN	EU	AU	JP	US-CAN	EU	AU	JP	
Grass hay	AF/AS	2.5	HR	88	2.84	45	60	60	70	1.278	1.705	1.705	1.989	
Soybean meal	SM	0.897	STMR	92	0.98	10	25	15	30	0.098	0.244	0.146	0.293	
Soybean seed	VD	0.69	STMR	89	0.78	10	10	20		0.078	0.078	0.155		
Corn, field hominy meal	CM/CF	0.06	STMR	88	0.07	25		5		0.017		0.003		
Corn, field grain	GC	0.05	STMR	88	0.06	10	5			0.006	0.003			
Total						100	100	100	100	1.476	2.029	2.009	2.281	

POULTRY BROILER														MAX
Commodity	CC	Residue (mg/kg)	Basis	DM (%)	Residue dw (mg/kg)	Diet content (%)				Residue Contribution (ppm)				
						US-CAN	EU	AU	JP	US-CAN	EU	AU	JP	
Soybean meal	SM	0.897	STMR	92	0.98	25	40	25	35	0.244	0.39	0.244	0.341	
Soybean seed	VD	0.69	STMR	89	0.78	20	20	15		0.155	0.155	0.116		
Corn, field hominy meal	CM/CF	0.06	STMR	88	0.07	20		20		0.014		0.014		
Corn, field grain	GC	0.05	STMR	88	0.06	35	40		65	0.020	0.023		0.037	
Total						100	100	60	100	0.432	0.568	0.374	0.378	

POULTRY LAYER											MAX			
Commodity	CC	Residue (mg/kg)	Basis	DM (%)	Residue dw (mg/kg)	Diet content (%)				Residue Contribution (ppm)				
						US-CAN	EU	AU	JP	US-CAN	EU	AU	JP	
Soybean meal	SM	0.897	STMR	92	0.98	25	25	25	30	0.244	0.244	0.244	0.293	
Soybean seed	VD	0.69	STMR	89	0.78	20	15	15		0.155	0.116	0.116		
Wheat forage	AF/AS	0.05	HR	25	0.20		10				0.02			
Corn, field hominy meal	CM/CF	0.06	STMR	88	0.07	20	20	20		0.014	0.014	0.014		
Corn, field grain	GC	0.05	STMR	88	0.06	35	30		70	0.020	0.017		0.04	
Total						100	100	60	100	0.432	0.411	0.374	0.332	

IMAZAPYR (267)

ESTIMATED MEAN DIETARY BURDEN													
BEEF CATTLE													MEAN
Commodity	CC	Residue (mg/kg)	Basis	DM (%)	Residue dw (mg/kg)	Diet content (%)				Residue Contribution (ppm)			
						US-CAN	EU	AU	JP	US-CAN	EU	AU	JP
Grass hay	AF/AS	1.3	STMR/STMR-P	88	1.48	15	50	100	40	0.221591	0.739	1.477	0.591
Soybean meal	SM	0.897	STMR/STMR-P	92	0.98	5	20		60	0.04875	0.195		0.585
Soybean seed	VD	0.69	STMR/STMR-P	89	0.78	5	10			0.038764	0.078		
Soybean hulls	SM	0.462	STMR/STMR-P	90	0.51	10				0.051333			
Corn, field hominy meal	CM/CF	0.06	STMR/STMR-P	88	0.07	50				0.034091			
Corn, field grain	GC	0.05	STMR/STMR-P	88	0.06	15	20			0.008523	0.011		
Total						100	100	100	100	0.403052	1.023	1.477	1.176

DAIRY CATTLE													MEAN
Commodity	CC	Residue (mg/kg)	Basis	DM (%)	Residue dw (mg/kg)	Diet content (%)				Residue Contribution (ppm)			
						US-CAN	EU	AU	JP	US-CAN	EU	AU	JP
Grass hay	AF/AS	1.3	STMR/STMR-P	88	1.48	45	60	60	70	0.664773	0.886	0.886	1.034
Soybean meal	SM	0.897	STMR/STMR-P	92	0.98	10	25	15	30	0.0975	0.244	0.146	0.293
Soybean seed	VD	0.69	STMR/STMR-P	89	0.78	10	10	20		0.077528	0.078	0.155	
Corn, field hominy meal	CM/CF	0.06	STMR/STMR-P	88	0.07	25			5	0.017045		0.003	
Corn, field grain	GC	0.05	STMR/STMR-P	88	0.06	10	5			0.005682	0.003		
Total						100	100	100	100	0.862528	1.21	1.191	1.327

Annex 6

POULTRY BROILER											MEAN			
Commodity	CC	Residue (mg/kg)	Basis	DM (%)	Residue dw (mg/kg)	Diet content (%)				Residue Contribution (ppm)				
						US-CAN	EU	AU	JP	US-CAN	EU	AU	JP	
Soybean meal	SM	0.897	STMR/STMR-P	92	0.98	25	40	25	35	0.24	0.39	0.244	0.341	
Soybean seed	VD	0.69	STMR/STMR-P	89	0.78	20	20	15		0.16	0.155	0.116		
Corn, field hominy meal	CM/CF	0.06	STMR/STMR-P	88	0.07	20		20		0.01		0.014		
Corn, field grain	GC	0.05	STMR/STMR-P	88	0.06	35	40		65	0.02	0.023		0.037	
Total						100	100	60	100	0.43	0.568	0.374	0.378	

POULTRY LAYER											MEAN			
Commodity	CC	Residue (mg/kg)	Basis	DM (%)	Residue dw (mg/kg)	Diet content (%)				Residue Contribution (ppm)				
						US-CAN	EU	AU	JP	US-CAN	EU	AU	JP	
Soybean meal	SM	0.897	STMR/STMR-P	92	0.98	25	25	25	30	0.24375	0.244	0.244	0.293	
Soybean seed	VD	0.69	STMR/STMR-P	89	0.78	20	15	15		0.155056	0.116	0.116		
Wheat forage	AF/AS	0.05	STMR/STMR-P	25	0.20		10				0.02			
Corn, field hominy meal	CM/CF	0.06	STMR/STMR-P	88	0.07	20	20	20		0.013636	0.014	0.014		
Corn, field grain	GC	0.05	STMR/STMR-P	88	0.06	35	30		70	0.019886	0.017		0.04	
Total						100	100	60	100	0.432329	0.411	0.374	0.332	

ISOPROTHIOLANE(299)**ESTIMATED MAXIMUM DIETARY BURDEN**

BEEF CATTLE													MAX
Commodity	CC	Residue (mg/kg)	Basis	DM (%)	Residue dw (mg/kg)	Diet content (%)				Residue Contribution (ppm)			
						US- CAN	EU	AU	JP	US-CAN	EU	AU	JP
Rice grain	GC	1.6	STMR	88	1.82	20		40		0.363636		0.727	
Total						20		40		0.363636		0.727	

DAIRY CATTLE													MAX
Commodity	CC	Residue (mg/kg)	Basis	DM (%)	Residue dw (mg/kg)	Diet content (%)				Residue Contribution (ppm)			
						US- CAN	EU	AU	JP	US-CAN	EU	AU	JP
Rice grain	GC	1.6	STMR	88	1.82	20		20		0.363636		0.364	
Total						20		20		0.363636		0.364	

POULTRY BROILER													MAX
Commodity	CC	Residue (mg/kg)	Basis	DM (%)	Residue dw (mg/kg)	Diet content (%)				Residue Contribution (ppm)			
						US- CAN	EU	AU	JP	US-CAN	EU	AU	JP
Rice grain	GC	1.6	STMR	88	1.82	20		50		0.363636		0.909	
Total						20		50		0.363636		0.909	

POULTRY LAYER													MAX
Commodity	CC	Residue (mg/kg)	Basis	DM (%)	Residue dw (mg/kg)	Diet content (%)				Residue Contribution (ppm)			
						US- CAN	EU	AU	JP	US-CAN	EU	AU	JP
Rice grain	GC	1.6	STMR	88	1.82	20		50		0.363636		0.909	
Total						20		50		0.363636		0.909	

Annex 6

ISOPROTHIOLANE (299)

ESTIMATED MEAN DIETARY BURDEN

BEEF CATTLE													MEAN	
Commodity	CC	Residue (mg/kg)	Basis	DM (%)	Residue dw (mg/kg)	Diet content (%)				Residue Contribution (ppm)				
						US-CAN	EU	AU	JP	US-CAN	EU	AU	JP	
Rice grain	GC	1.6	STMR/STMR-P	88	1.82	20		40		0.363636		0.727		
Total						20		40		0.363636		0.727		

DAIRY CATTLE													MEAN	
Commodity	CC	Residue (mg/kg)	Basis	DM (%)	Residue dw (mg/kg)	Diet content (%)				Residue Contribution (ppm)				
						US-CAN	EU	AU	JP	US-CAN	EU	AU	JP	
Rice grain	GC	1.6	STMR/STMR-P	88	1.82	20	0	20		0.363636	0	0.364		
Total						20		20		0.363636		0.364		

POULTRY BROILER													MEAN	
Commodity	CC	Residue (mg/kg)	Basis	DM (%)	Residue dw (mg/kg)	Diet content (%)				Residue Contribution (ppm)				
						US-CAN	EU	AU	JP	US-CAN	EU	AU	JP	
Rice grain	GC	1.6	STMR/STMR-P	88	1.82	20		50		0.363636		0.909		
Total						20		50		0.363636		0.909		

POULTRY LAYER													MEAN	
Commodity	CC	Residue (mg/kg)	Basis	DM (%)	Residue dw (mg/kg)	Diet content (%)				Residue Contribution (ppm)				
						US-CAN	EU	AU	JP	US-CAN	EU	AU	JP	
Rice grain	GC	1.6	STMR/STMR-P	88	1.82	20		50		0.363636		0.909		
Total						20		50		0.363636		0.909		

ISOPYRAZAM (249)**ESTIMATED MAXIMUM DIETARY BURDEN**

BEEF CATTLE														MAX
Commodity	CC	Residue (mg/kg)	Basis	DM (%)	Residue dw (mg/kg)	Diet content (%)				Residue Contribution (ppm)				
						US- CAN	EU	AU	JP	US-CAN	EU	AU	JP	
Wheat forage	AF/AS	5.5	HR	25	22.00		20	100			4.4	22		
Barley forage	AF/AS	5.5	HR	30	18.33		10				1.833			
Rye straw	AF/AS	6.9	HR	88	7.84	10				0.784				
Carrot culls	VR	0.099	HR	12	0.83		15				0.124			
Apple pomace, wet	AB	0.3	STMR	40	0.75		20				0.15			
Barley grain	GC	0.026	STMR	88	0.03	50	35		70	0.015	0.01		0.021	
Total						60	100	100	70	0.799	6.517	22	0.021	

DAIRY CATTLE														MAX
Commodity	CC	Residue (mg/kg)	Basis	DM (%)	Residue dw (mg/kg)	Diet content (%)				Residue Contribution (ppm)				
						US- CAN	EU	AU	JP	US-CAN	EU	AU	JP	
Wheat forage	AF/AS	5.5	HR	25	22.00	20	20	60		4.400	4.4	13.2		
Barley forage	AF/AS	5.5	HR	30	18.33		10				1.833			
Triticale straw	AF/AS	6.9	HR	90	7.67			10				0.767		
Carrot culls	VR	0.099	HR	12	0.83	10	15	5		0.083	0.124	0.041		
Apple pomace, wet	AB	0.3	STMR	40	0.75	10	10	10		0.075	0.075	0.075		
Barley grain	GC	0.026	STMR	88	0.03	45	40	15	40	0.013	0.012	0.004	0.012	
Total						85	95	100	40	4.571	6.444	14.09	0.012	

POULTRY BROILER														MAX
Commodity	CC	Residue (mg/kg)	Basis	DM (%)	Residue dw (mg/kg)	Diet content (%)				Residue Contribution (ppm)				
						US- CAN	EU	AU	JP	US-CAN	EU	AU	JP	
Carrot culls	VR	0.099	HR	12	0.83		10				0.083			
Barley grain	GC	0.026	STMR	88	0.03	75	70	15	10	0.022	0.021	0.004	0.003	
Total						75	80	15	10	0.022	0.103	0.004	0.003	

Annex 6

POULTRY LAYER													MAX	
Commodity	CC	Residue (mg/kg)	Basis	DM (%)	Residue dw (mg/kg)	Diet content (%)				Residue Contribution (ppm)				
						US- CAN	EU	AU	JP	US-CAN	EU	AU	JP	
Wheat forage	AF/AS	5.5	HR	25	22.00		10				2.2			
Carrot culls	VR	0.099	HR	12	0.83		10				0.083			
Barley grain	GC	0.026	STMR	88	0.03	75	80	15		0.022	0.024	0.004		
Total						75	100	15		0.022	2.306	0.004		

ISOPYRAZAM (249)

ESTIMATED MEAN DIETARY BURDEN

BEEF CATTLE													MEAN	
Commodity	CC	Residue (mg/kg)	Basis	DM (%)	Residue dw (mg/kg)	Diet content (%)				Residue Contribution (ppm)				
						US- CAN	EU	AU	JP	US-CAN	EU	AU	JP	
Wheat forage	AF/AS	2.9	STMR/STMR-P	25	11.60		20	100			2.32	11.6		
Barley forage	AF/AS	2.9	STMR/STMR-P	30	9.67		10				0.967			
Rye straw	AF/AS	0.84	STMR/STMR-P	88	0.95	10				0.095				
Apple pomace, wet	AB	0.3	STMR/STMR-P	40	0.75		20				0.15			
Carrot culls	VR	0.017	STMR/STMR-P	12	0.14		15				0.021			
Barley grain	GC	0.026	STMR/STMR-P	88	0.03	50	35		70	0.015	0.01		0.021	
Total						60	100	100	70	0.110	3.468	11.6	0.021	

DAIRY CATTLE													MEAN	
Commodity	CC	Residue (mg/kg)	Basis	DM (%)	Residue dw (mg/kg)	Diet content (%)				Residue Contribution (ppm)				
						US- CAN	EU	AU	JP	US-CAN	EU	AU	JP	
Wheat forage	AF/AS	2.9	STMR/STMR-P	25	11.60	20	20	60		2.320	2.32	6.96		
Barley forage	AF/AS	2.9	STMR/STMR-P	30	9.67	0	10			0.000	0.967			
Triticale straw	AF/AS	0.84	STMR/STMR-P	90	0.93	0		10		0.000		0.093		
Apple pomace, wet	AB	0.3	STMR/STMR-P	40	0.75	10	10	10		0.075	0.075	0.075		
Carrot culls	VR	0.017	STMR/STMR-P	12	0.14	10	15	5		0.014	0.021	0.007		
Barley grain	GC	0.026	STMR/STMR-P	88	0.03	45	40	15	40	0.013	0.012	0.004	0.012	
Total						85	95	100	40	2.422	3.395	7.14	0.012	

POULTRY BROILER											MEAN			
Commodity	CC	Residue (mg/kg)	Basis	DM (%)	Residue dw (mg/kg)	Diet content (%)				Residue Contribution (ppm)				
						US-CAN	EU	AU	JP	US-CAN	EU	AU	JP	
Carrot culls	VR	0.017	STMR/STMR-P	12	0.14		10				0.014			
Barley grain	GC	0.026	STMR/STMR-P	88	0.03	75	70	15	10	0.022	0.021	0.004	0.003	
Total						75	80	15	10	0.022	0.035	0.004	0.003	

POULTRY LAYER											MEAN			
Commodity	CC	Residue (mg/kg)	Basis	DM (%)	Residue dw (mg/kg)	Diet content (%)				Residue Contribution (ppm)				
						US-CAN	EU	AU	JP	US-CAN	EU	AU	JP	
Wheat forage	AF/AS	2.9	STMR/STMR-P	25	11.60		10				1.16			
Carrot culls	VR	0.017	STMR/STMR-P	12	0.14		10				0.014			
Barley grain	GC	0.026	STMR/STMR-P	88	0.03	75	80	15		0.022	0.024	0.004		
Total						75	100	15		0.022	1.198	0.004		

Annex 6

OXAMYL (126)

ESTIMATED MAXIMUM DIETARY BURDEN

BEEF CATTLE											MAX											
Commodity	CC	Residue (mg/kg)	Basis	DM (%)	Residue dw (mg/kg)	Diet content (%)				Residue Contribution (ppm)												
						US- CAN	EU	AU	JP	US-CAN	EU	AU	JP									
Tomato pomace,wet	AB	0.01	STMR	20	0.05			10														
Total								10														0.005

DAIRY CATTLE											MAX													
Commodity	CC	Residue (mg/kg)	Basis	DM (%)	Residue dw (mg/kg)	Diet content (%)				Residue Contribution (ppm)														
						US- CAN	EU	AU	JP	US-CAN	EU	AU	JP											
Tomato pomace,wet	AB	0.01	STMR	20	0.05			10																
Total								10																0.005

POULTRY BROILER											MAX											
Commodity	CC	Residue (mg/kg)	Basis	DM (%)	Residue dw (mg/kg)	Diet content (%)				Residue Contribution (ppm)												
						US- CAN	EU	AU	JP	US-CAN	EU	AU	JP									
No feed items applicable!																						

POULTRY LAYER											MAX											
Commodity	CC	Residue (mg/kg)	Basis	DM (%)	Residue dw (mg/kg)	Diet content (%)				Residue Contribution (ppm)												
						US- CAN	EU	AU	JP	US-CAN	EU	AU	JP									
No feed items applicable!																						

OXAMYL (126)

ESTIMATED MEAN DIETARY BURDEN

BEEF CATTLE											MEAN			
Commodity	CC	Residue (mg/kg)	Basis	DM (%)	Residue dw (mg/kg)	Diet content (%)				Residue Contribution (ppm)				
						US-CAN	EU	AU	JP	US-CAN	EU	AU	JP	
Tomato pomace, wet	AB	0.01	STMR/STMR-P	20	0.05			10					0.005	
Total								10					0.005	

DAIRY CATTLE											MEAN			
Commodity	CC	Residue (mg/kg)	Basis	DM (%)	Residue dw (mg/kg)	Diet content (%)				Residue Contribution (ppm)				
						US-CAN	EU	AU	JP	US-CAN	EU	AU	JP	
Tomato pomace, wet	AB	0.01	STMR/STMR-P	20	0.05		0	10		0	0		0.005	
Total						0		10		0			0.005	

POULTRY BROILER											MEAN			
Commodity	CC	Residue (mg/kg)	Basis	DM (%)	Residue dw (mg/kg)	Diet content (%)				Residue Contribution (ppm)				
						US-CAN	EU	AU	JP	US-CAN	EU	AU	JP	
No feed items applicable!														

POULTRY LAYER											MEAN			
Commodity	CC	Residue (mg/kg)	Basis	DM (%)	Residue dw (mg/kg)	Diet content (%)				Residue Contribution (ppm)				
						US-CAN	EU	AU	JP	US-CAN	EU	AU	JP	
No feed items applicable!														

Annex 6

PICOXYSTROBIN (258)

ESTIMATED MAXIMUM DIETARY BURDEN

BEEF CATTLE											MAX			
Commodity	CC	Residue (mg/kg)	Basis	DM (%)	Residue dw (mg/kg)	Diet content (%)				Residue Contribution (ppm)				
						US-CAN	EU	AU	JP	US-CAN	EU	AU	JP	
Pea hay	AL	64	HR	100	64.00	25	100				16	64		
Barley forage	AF/AS	31	HR	100	31.00	30					9.3			
Corn, field forage/silage	AF/AS	14	HR	100	14.00	15	45			2.1	6.3			
Soybean asp gr fn	SM	2.6	STMR	85	3.06	5				0.152941				
Corn, field asp gr fn	CM/CF	0.15	STMR	85	0.18	5				0.008824				
Wheat milled bypds	CM/CF	0.15	STMR	88	0.17	35			55	0.059659				0.094
Soybean hulls	SM	0.043	STMR	90	0.05	10				0.004778				
Barley grain	GC	0.017	STMR	88	0.02	30			45	0.005795				0.009
Total						100	100	100	100	2.331997	31.6	64		0.102

DAIRY CATTLE											MAX			
Commodity	CC	Residue (mg/kg)	Basis	DM (%)	Residue dw (mg/kg)	Diet content (%)				Residue Contribution (ppm)				
						US-CAN	EU	AU	JP	US-CAN	EU	AU	JP	
Pea hay	AL	64	HR	100	64.00	10	30	70		6.4	19.2	44.8		
Barley forage	AF/AS	31	HR	100	31.00	30	30	30			9.3	9.3		
Oat forage	AF/AS	31	HR	100	31.00	30			5	9.3				1.55
Corn, field forage/silage	AF/AS	14	HR	100	14.00	15	30		45	2.1	4.2			6.3
Soybean forage	AL	3.5	HR	100	3.50	10				0.35				
Wheat milled bypds	CM/CF	0.15	STMR	88	0.17	30	10		45	0.051136	0.017			0.077
Barley grain	GC	0.017	STMR	88	0.02	5			5	0.000966				1E-03
Total						100	100	100	100	18.2021	32.72	54.1		7.928

POULTRY BROILER													MAX
Commodity	CC	Residue (mg/kg)	Basis	DM (%)	Residue dw (mg/kg)	Diet content (%)				Residue Contribution (ppm)			
						US-CAN	EU	AU	JP	US-CAN	EU	AU	JP
Wheat milled bypds	CM/CF	0.15	STMR	88	0.17	50	20	20	5	0.085227	0.034	0.034	0.009
Soybean hulls	SM	0.043	STMR	90	0.05		10	5			0.005	0.002	
Barley grain	GC	0.017	STMR	88	0.02	50	70	15	10	0.009659	0.014	0.003	0.002
Bean seed	VD	0.01	STMR	88	0.01			60				0.007	
Total						100	100	100	15	0.094886	0.052	0.046	0.01

POULTRY LAYER													MAX
Commodity	CC	Residue (mg/kg)	Basis	DM (%)	Residue dw (mg/kg)	Diet content (%)				Residue Contribution (ppm)			
						US-CAN	EU	AU	JP	US-CAN	EU	AU	JP
Pea hay	AL	64	HR	100	64.00		10				6.4		
Oat forage	AF/AS	31	HR	100	31.00		10				3.1		
Wheat milled bypds	CM/CF	0.15	STMR	88	0.17	50	20	20	30	0.085227	0.034	0.034	0.051
Soybean hulls	SM	0.043	STMR	90	0.05		5	5			0.002	0.002	
Barley grain	GC	0.017	STMR	88	0.02	50	55	15		0.009659	0.011	0.003	
Bean seed	VD	0.01	STMR	88	0.01			60				0.007	
Corn, field grain	GC	0.01	STMR	88	0.01				70				0.008
Total						100	100	100	100	0.094886	9.547	0.046	0.059

PICOXYSTROBIN (258)

ESTIMATED MEAN DIETARY BURDEN

BEEF CATTLE													MEAN
Commodity	CC	Residue (mg/kg)	Basis	DM (%)	Residue dw (mg/kg)	Diet content (%)				Residue Contribution (ppm)			
						US-CAN	EU	AU	JP	US-CAN	EU	AU	JP
Pea vines	AL	20.5	STMR/STMR-P	100	20.50		20	60			4.1	12.3	
Pea hay	AL	12.5	STMR/STMR-P	100	12.50		5	40			0.625	5	
Corn, field forage/silage	AF/AS	7.1	STMR/STMR-P	100	7.10	15	75			1.065	5.325		
Soybean asp gr fn	SM	2.6	STMR/STMR-P	85	3.06	5				0.152941			
Corn, field asp gr fn	CM/CF	0.15	STMR/STMR-P	85	0.18	5				0.008824			
Wheat milled bypds	CM/CF	0.15	STMR/STMR-P	88	0.17	35			55	0.059659			0.094
Soybean hulls	SM	0.043	STMR/STMR-P	90	0.05	10				0.004778			
Barley grain	GC	0.017	STMR/STMR-P	88	0.02	30			45	0.005795			0.009
Total						100	100	100	100	1.296997	10.05	17.3	0.102

Annex 6

DAIRY CATTLE											MEAN			
Commodity	CC	Residue (mg/kg)	Basis	DM (%)	Residue dw (mg/kg)	Diet content (%)				Residue Contribution (ppm)				
						US-CAN	EU	AU	JP	US-CAN	EU	AU	JP	
Pea vines	AL	20.5	STMR/STMR-P	100	20.50	10	20	40		2.05	4.1	8.2		
Pea hay	AL	12.5	STMR/STMR-P	100	12.50	0	10	30		0	1.25	3.75		
Corn, field forage/silage	AF/AS	7.1	STMR/STMR-P	100	7.10	45	60	30	50	3.195	4.26	2.13	3.55	
Soybean forage	AL	1.4	STMR/STMR-P	100	1.40	10				0.14				
Wheat milled byppts	CM/CF	0.15	STMR/STMR-P	88	0.17	30	10		45	0.051136	0.017		0.077	
Barley grain	GC	0.017	STMR/STMR-P	88	0.02	5			5	0.000966			1E-03	
Total						100	100	100	100	5.437102	9.627	14.08	3.628	

POULTRY BROILER											MEAN			
Commodity	CC	Residue (mg/kg)	Basis	DM (%)	Residue dw (mg/kg)	Diet content (%)				Residue Contribution (ppm)				
						US-CAN	EU	AU	JP	US-CAN	EU	AU	JP	
Wheat milled byppts	CM/CF	0.15	STMR/STMR-P	88	0.17	50	20	20	5	0.085227	0.034	0.034	0.009	
Soybean hulls	SM	0.043	STMR/STMR-P	90	0.05		10	5			0.005	0.002		
Barley grain	GC	0.017	STMR/STMR-P	88	0.02	50	70	15	10	0.009659	0.014	0.003	0.002	
Bean seed	VD	0.01	STMR/STMR-P	88	0.01			60				0.007		
Total						100	100	100	15	0.094886	0.052	0.046	0.01	

POULTRY LAYER											MEAN			
Commodity	CC	Residue (mg/kg)	Basis	DM (%)	Residue dw (mg/kg)	Diet content (%)				Residue Contribution (ppm)				
						US-CAN	EU	AU	JP	US-CAN	EU	AU	JP	
Pea vines	AL	20.5	STMR/STMR-P	100	20.50			10			2.05			
Corn, field forage/silage	AF/AS	7.1	STMR/STMR-P	100	7.10			10			0.71			
Wheat milled byppts	CM/CF	0.15	STMR/STMR-P	88	0.17	50	20	20	30	0.085227	0.034	0.034	0.051	
Soybean hulls	SM	0.043	STMR/STMR-P	90	0.05		5	5			0.002	0.002		
Barley grain	GC	0.017	STMR/STMR-P	88	0.02	50	55	15		0.009659	0.011	0.003		
Bean seed	VD	0.01	STMR/STMR-P	88	0.01			60				0.007		
Corn, field grain	GC	0.01	STMR/STMR-P	88	0.01				70				0.008	
Total						100	100	100	100	0.094886	2.807	0.046	0.059	

PROTHIOCONAZOLE (232)**ESTIMATED MAXIMUM DIETARY BURDEN**

BEEF CATTLE											MAX			
Commodity	CC	Residue (mg/kg)	Basis	DM (%)	Residue dw (mg/kg)	Diet content (%)				Residue Contribution (ppm)				
						US-CAN	EU	AU	JP	US-CAN	EU	AU	JP	
Wheat forage	AF/AS	5.4	HR	25	21.60	20	100				4.32	21.6		
Barley forage	AF/AS	5.4	HR	30	18.00	10					1.8			
Beet, sugar tops	AM/AV	3.9	HR	23	16.96	20					3.391			
Corn, field forage/silage	AF/AS	3.6	HR	40	9.00	15	50			1.35	4.5			
Wheat asp gr fn	CM/CF	5	STMR	85	5.88	5				0.294118				
Soybean asp gr fn	SM	3.75	STMR	85	4.41	5				0.220588				
Cotton gin byproducts	AM/AV	1.8	HR	90	2.00	5				0.1				
Soybean seed	VD	0.05	STMR	89	0.06	5		15		0.002809			0.008	
Potato culls	VR	0.01	HR	20	0.05	30				0.015				
Barley grain	GC	0.035	STMR	88	0.04	35		70		0.01392			0.028	
Corn, field grain	GC	0.018	STMR	88	0.02			5					0.001	
Rape meal	SM	0.014	STMR	88	0.02			10					0.002	
Total						100	100	100	100	1.996435	14.01	21.6	0.039	

DAIRY CATTLE											MAX			
Commodity	CC	Residue (mg/kg)	Basis	DM (%)	Residue dw (mg/kg)	Diet content (%)				Residue Contribution (ppm)				
						US-CAN	EU	AU	JP	US-CAN	EU	AU	JP	
Wheat forage	AF/AS	5.4	HR	25	21.60	20	20	60		4.32	4.32	12.96		
Barley forage	AF/AS	5.4	HR	30	18.00		10				1.8			
Beet, sugar tops	AM/AV	3.9	HR	23	16.96		30				5.087			
Peanut hay	AL	11.6	HR	85	13.65	15		40		2.047059		5.459		
Corn, field forage/silage	AF/AS	3.6	HR	40	9.00	25	30		50	2.25	2.7		4.5	
Cotton undelinted seed	SO	0.052	STMR	88	0.06	10	10			0.005909	0.006			
Soybean seed	VD	0.05	STMR	89	0.06	10			10	0.005618			0.006	
Potato culls	VR	0.01	HR	20	0.05	10				0.005				
Barley grain	GC	0.035	STMR	88	0.04	10			40	0.003977			0.016	
Total						100	100	100	100	8.637563	13.91	18.42	4.522	

Annex 6

POULTRY BROILER											MAX				
Commodity	CC	Residue (mg/kg)	Basis	DM (%)	Residue dw (mg/kg)	Diet content (%)				Residue Contribution (ppm)					
						US-CAN	EU	AU	JP	US-CAN	EU	AU	JP		
Bean seed	VD	0.05	STMR	88	0.06		20	70				0.011	0.04		
Cowpea seed	VD	0.05	STMR	88	0.06	10					0.005682				
Pea seed	VD	0.05	STMR	90	0.06	10					0.005556				
Potato culls	VR	0.01	HR	20	0.05		10					0.005			
Barley grain	GC	0.035	STMR	88	0.04	75	70	15	10		0.02983	0.028	0.006	0.004	
Soybean hulls	SM	0.025	STMR	90	0.03			5					0.001		
Peanut meal	SM	0.018	STMR	85	0.02	5		5			0.001059		0.001		
Rape meal	SM	0.014	STMR	88	0.02				5						8E-04
Total						100	100	95	15		0.042126	0.044	0.048	0.005	

POULTRY LAYER											MAX				
Commodity	CC	Residue (mg/kg)	Basis	DM (%)	Residue dw (mg/kg)	Diet content (%)				Residue Contribution (ppm)					
						US-CAN	EU	AU	JP	US-CAN	EU	AU	JP		
Wheat forage	AF/AS	5.4	HR	25	21.60		10					2.16			
Beet, sugar tops	AM/AV	3.9	HR	23	16.96		5					0.848			
Bean seed	VD	0.05	STMR	88	0.06		20	70				0.011	0.04		
Cowpea seed	VD	0.05	STMR	88	0.06	10					0.005682				
Pea seed	VD	0.05	STMR	90	0.06	10					0.005556				
Potato culls	VR	0.01	HR	20	0.05		10					0.005			
Barley grain	GC	0.035	STMR	88	0.04	75	55	15			0.02983	0.022	0.006		
Soybean hulls	SM	0.025	STMR	90	0.03			5					0.001		
Peanut meal	SM	0.018	STMR	85	0.02	5		5			0.001059		0.001		
Corn, field grain	GC	0.018	STMR	88	0.02				80						0.016
Rape meal	SM	0.014	STMR	88	0.02				15						0.002
Total						100	100	95	95		0.042126	3.046	0.048	0.019	

PROTHIOCONAZOLE (232)**ESTIMATED MEAN DIETARY BURDEN**

BEEF CATTLE											MEAN			
Commodity	CC	Residue (mg/kg)	Basis	DM (%)	Residue dw (mg/kg)	Diet content (%)				Residue Contribution (ppm)				
						US-CAN	EU	AU	JP	US-CAN	EU	AU	JP	
Beet, sugar tops	AM/AV	1.5	STMR/STMR-P	23	6.52	20				1.304				
Wheat asp gr fn	CM/CF	5	STMR/STMR-P	85	5.88	5				0.294118				
Corn, field forage/silage	AF/AS	2.24	STMR/STMR-P	40	5.60	15	80	80		0.84	4.48	4.48		
Peanut hay	AL	4.08	STMR/STMR-P	85	4.80	20				0.96				
Soybean asp gr fn	SM	3.75	STMR/STMR-P	85	4.41	5				0.220588				
Cotton gin byproducts	AM/AV	1.1	STMR/STMR-P	90	1.22	5				0.061111				
Soybean seed	VD	0.05	STMR/STMR-P	89	0.06	5				0.002809			0.008	
Potato culls	VR	0.01	STMR/STMR-P	20	0.05	30				0.015				
Barley grain	GC	0.035	STMR/STMR-P	88	0.04	35				0.01392			0.028	
Corn, field grain	GC	0.018	STMR/STMR-P	88	0.02	5				0.001				
Rape meal	SM	0.014	STMR/STMR-P	88	0.02	10				0.002				
Total						100	100	100	100	1.447546	5.784	5.44	0.039	

DAIRY CATTLE											MEAN			
Commodity	CC	Residue (mg/kg)	Basis	DM (%)	Residue dw (mg/kg)	Diet content (%)				Residue Contribution (ppm)				
						US-CAN	EU	AU	JP	US-CAN	EU	AU	JP	
Beet, sugar tops	AM/AV	1.5	STMR/STMR-P	23	6.52	30				1.957				
Corn, field forage/silage	AF/AS	2.24	STMR/STMR-P	40	5.60	45	60	80	50	2.52	3.36	4.48	2.8	
Peanut hay	AL	4.08	STMR/STMR-P	85	4.80	15				0.72				
Cotton undelinted seed	SO	0.052	STMR/STMR-P	88	0.06	10	10			0.005909	0.006			
Soybean seed	VD	0.05	STMR/STMR-P	89	0.06	10				0.005618				
Potato culls	VR	0.01	STMR/STMR-P	20	0.05	10				0.005				
Barley grain	GC	0.035	STMR/STMR-P	88	0.04	10				0.003977			0.016	
Total						100	100	100	100	3.260504	5.322	5.44	2.822	

Annex 6

POULTRY BROILER											MEAN				
Commodity	CC	Residue (mg/kg)	Basis	DM (%)	Residue dw (mg/kg)	Diet content (%)				Residue Contribution (ppm)					
						US-CAN	EU	AU	JP	US-CAN	EU	AU	JP		
Bean seed	VD	0.05	STMR/STMR-P	88	0.06		20	70				0.011	0.04		
Cowpea seed	VD	0.05	STMR/STMR-P	88	0.06	10					0.005682				
Pea seed	VD	0.05	STMR/STMR-P	90	0.06	10					0.005556				
Potato culls	VR	0.01	STMR/STMR-P	20	0.05		10					0.005			
Barley grain	GC	0.035	STMR/STMR-P	88	0.04	75	70	15	10		0.02983	0.028	0.006	0.004	
Soybean hulls	SM	0.025	STMR/STMR-P	90	0.03				5				0.001		
Peanut meal	SM	0.018	STMR/STMR-P	85	0.02	5			5		0.001059		0.001		
Rape meal	SM	0.014	STMR/STMR-P	88	0.02				5						8E-04
Total						100	100	95	15		0.042126	0.044	0.048	0.005	

POULTRY LAYER											MEAN				
Commodity	CC	Residue (mg/kg)	Basis	DM (%)	Residue dw (mg/kg)	Diet content (%)				Residue Contribution (ppm)					
						US-CAN	EU	AU	JP	US-CAN	EU	AU	JP		
Beet, sugar tops	AM/AV	1.5	STMR/STMR-P	23	6.52		5					0.326			
Corn, field forage/silage	AF/AS	2.24	STMR/STMR-P	40	5.60		10					0.56			
Bean seed	VD	0.05	STMR/STMR-P	88	0.06		20	70				0.011	0.04		
Cowpea seed	VD	0.05	STMR/STMR-P	88	0.06	10					0.005682				
Pea seed	VD	0.05	STMR/STMR-P	90	0.06	10					0.005556				
Potato culls	VR	0.01	STMR/STMR-P	20	0.05		10					0.005			
Barley grain	GC	0.035	STMR/STMR-P	88	0.04	75	55	15			0.02983	0.022	0.006		
Soybean hulls	SM	0.025	STMR/STMR-P	90	0.03				5				0.001		
Peanut meal	SM	0.018	STMR/STMR-P	85	0.02	5			5		0.001059		0.001		
Corn, field grain	GC	0.018	STMR/STMR-P	88	0.02				80						0.016
Rape meal	SM	0.014	STMR/STMR-P	88	0.02				15						0.002
Total						100	100	95	95		0.042126	0.924	0.048	0.019	

QUINCLORAC (287)**ESTIMATED MAXIMUM DIETARY BURDEN**

BEEF CATTLE													MAX
Commodity	CC	Residue (mg/kg)	Basis	DM (%)	Residue dw (mg/kg)	Diet content (%)				Residue Contribution (ppm)			
						US- CAN	EU	AU	JP	US-CAN	EU	AU	JP
Rice straw	AF/AS	4.4	HR	90	4.89		10	60	55		0.489	2.933	2.689
Rice bran/pollard	CM/CF	2.2	STMR	90	2.44	15		40	20	0.367		0.978	0.489
Rice grain	GC	0.74	STMR	88	0.84	20				0.168			
Rape meal	SM	0.022	STMR	88	0.03		20		15		0.005		0.004
Total						35	30	100	90	0.535	0.494	3.911	3.182

DAIRY CATTLE													MAX
Commodity	CC	Residue (mg/kg)	Basis	DM (%)	Residue dw (mg/kg)	Diet content (%)				Residue Contribution (ppm)			
						US- CAN	EU	AU	JP	US-CAN	EU	AU	JP
Rice straw	AF/AS	4.4	HR	90	4.89		5	20	25		0.244	0.978	1.222
Rice bran/pollard	CM/CF	2.2	STMR	90	2.44	15	20	40	10	0.367	0.489	0.978	0.244
Rice grain	GC	0.74	STMR	88	0.84	20		20		0.168		0.168	
Rape meal	SM	0.022	STMR	88	0.03		10	15	25		0.003	0.004	0.006
Total						35	35	95	60	0.535	0.736	2.127	1.473

POULTRY BROILER													MAX
Commodity	CC	Residue (mg/kg)	Basis	DM (%)	Residue dw (mg/kg)	Diet content (%)				Residue Contribution (ppm)			
						US- CAN	EU	AU	JP	US-CAN	EU	AU	JP
Rice bran/pollard	CM/CF	2.2	STMR	90	2.44	10	10	20	5	0.244	0.244	0.489	0.122
Rice grain	GC	0.74	STMR	88	0.84	20		50		0.168		0.42	
Rape meal	SM	0.022	STMR	88	0.03			5	5			0.001	0.001
Total						30	10	75	10	0.413	0.244	0.911	0.123

POULTRY LAYER													MAX
Commodity	CC	Residue (mg/kg)	Basis	DM (%)	Residue dw (mg/kg)	Diet content (%)				Residue Contribution (ppm)			
						US- CAN	EU	AU	JP	US-CAN	EU	AU	JP
Rice bran/pollard	CM/CF	2.2	STMR	90	2.44	10	5	20	20	0.244	0.122	0.489	0.489
Rice grain	GC	0.74	STMR	88	0.84	20		50		0.168		0.42	
Rape meal	SM	0.022	STMR	88	0.03		10	5	15		0.003	0.001	0.004
Total						30	15	75	35	0.413	0.125	0.911	0.493

Annex 6

QUINCLORAC (287)

ESTIMATED MEAN DIETARY BURDEN

BEEF CATTLE													MEAN	
Commodity	CC	Residue (mg/kg)	Basis	DM (%)	Residue dw (mg/kg)	Diet content (%)				Residue Contribution (ppm)				
						US-CAN	EU	AU	JP	US-CAN	EU	AU	JP	
Rice bran/pollard	CM/CF	2.2	STMR/STMR-P	90	2.44	15		40	20	0.366667		0.978	0.489	
Rice straw	AF/AS	1.2	STMR/STMR-P	90	1.33		10	60	55		0.133	0.8	0.733	
Rice grain	GC	0.74	STMR/STMR-P	88	0.84	20				0.168182				
Rape meal	SM	0.022	STMR/STMR-P	88	0.03		20		15		0.005		0.004	
Total						35	30	100	90	0.534848	0.138	1.778	1.226	

DAIRY CATTLE													MEAN	
Commodity	CC	Residue (mg/kg)	Basis	DM (%)	Residue dw (mg/kg)	Diet content (%)				Residue Contribution (ppm)				
						US-CAN	EU	AU	JP	US-CAN	EU	AU	JP	
Rice bran/pollard	CM/CF	2.2	STMR/STMR-P	90	2.44	15	20	40	10	0.366667	0.489	0.978	0.244	
Rice straw	AF/AS	1.2	STMR/STMR-P	90	1.33	0	5	20	25	0	0.067	0.267	0.333	
Rice grain	GC	0.74	STMR/STMR-P	88	0.84	20		20		0.168182		0.168		
Rape meal	SM	0.022	STMR/STMR-P	88	0.03	0	10	15	25	0	0.003	0.004	0.006	
Total						35	35	95	60	0.534848	0.558	1.416	0.584	

POULTRY BROILER													MEAN	
Commodity	CC	Residue (mg/kg)	Basis	DM (%)	Residue dw (mg/kg)	Diet content (%)				Residue Contribution (ppm)				
						US-CAN	EU	AU	JP	US-CAN	EU	AU	JP	
Rice bran/pollard	CM/CF	2.2	STMR/STMR-P	90	2.44	10	10	20	5	0.24	0.244	0.489	0.122	
Rice grain	GC	0.74	STMR/STMR-P	88	0.84	20		50		0.17		0.42		
Rape meal	SM	0.022	STMR/STMR-P	88	0.03			5	5			0.001	0.001	
Total						30	10	75	10	0.41	0.244	0.911	0.123	

POULTRY LAYER													MEAN	
Commodity	CC	Residue (mg/kg)	Basis	DM (%)	Residue dw (mg/kg)	Diet content (%)				Residue Contribution (ppm)				
						US-CAN	EU	AU	JP	US-CAN	EU	AU	JP	
Rice bran/pollard	CM/CF	2.2	STMR/STMR-P	90	2.44	10	5	20	20	0.244444	0.122	0.489	0.489	
Rice grain	GC	0.74	STMR/STMR-P	88	0.84	20		50		0.168182		0.42		
Rape meal	SM	0.022	STMR/STMR-P	88	0.03		10	5	15		0.003	0.001	0.004	
Total						30	15	75	35	0.412626	0.125	0.911	0.493	

SPINETORAM (233)

ESTIMATED MAXIMUM DIETARY BURDEN

BEEF CATTLE											MAX				
Commodity	CC	Residue (mg/kg)	Basis	DM (%)	Residue dw (mg/kg)	Diet content (%)				Residue Contribution (ppm)					
						US-CAN	EU	AU	JP	US-CAN	EU	AU	JP		
Corn, sweet forage	AF/AS	3.3	HR	48	6.88			80					5.5		
Beet, sugar tops	AM/AV	0.2	HR	23	0.87		20				0.174				
Rice straw	AF/AS	0.54	HR	90	0.60		10			55	0.06				0.33
Apple pomace, wet	AB	0.081	STMR	40	0.20		20	20			0.041		0.041		
Citrus dried pulp	AB	0.0624	STMR	91	0.07	10					0.007				
Rice grain	GC	0.04	STMR	88	0.05	20					0.009				
Corn, field grain	GC	0.02	STMR	88	0.02	70	50			45	0.016	0.011			0.01
Total						100	100	100	100		0.032	0.286	5.541		0.34

DAIRY CATTLE											MAX				
Commodity	CC	Residue (mg/kg)	Basis	DM (%)	Residue dw (mg/kg)	Diet content (%)				Residue Contribution (ppm)					
						US-CAN	EU	AU	JP	US-CAN	EU	AU	JP		
Corn, sweet forage	AF/AS	3.3	HR	48	6.88	45		40			3.094		2.75		
Beet, sugar tops	AM/AV	0.2	HR	23	0.87		30					0.261			
Rice straw	AF/AS	0.54	HR	90	0.60		5			25	0.03				0.15
Apple pomace, wet	AB	0.081	STMR	40	0.20	10	10	10			0.020	0.02	0.02		
Rice hulls	CM/CF	0.08	STMR	90	0.09			10					0.009		
Citrus dried pulp	AB	0.0624	STMR	91	0.07		10	20				0.007	0.014		
Rice grain	GC	0.04	STMR	88	0.05	20		20			0.009		0.009		
Corn, field grain	GC	0.02	STMR	88	0.02	25	30			75	0.006	0.007			0.017
Soybean seed	VD	0.02	STMR	89	0.02		10					0.002			
Total						100	95	100	100		3.129	0.327	2.802		0.167

Annex 6

POULTRY BROILER											MAX			
Commodity	CC	Residue (mg/kg)	Basis	DM (%)	Residue dw (mg/kg)	Diet content (%)				Residue Contribution (ppm)				
						US-CAN	EU	AU	JP	US-CAN	EU	AU	JP	
Rice grain	GC	0.04	STMR	88	0.05	20		50			0.009		0.023	
Corn, field grain	GC	0.02	STMR	88	0.02	55	70		70		0.013	0.016		0.016
Soybean seed	VD	0.02	STMR	89	0.02	20	20	15			0.004	0.004	0.003	
Total						95	90	65	70		0.026	0.02	0.026	0.016

POULTRY LAYER											MAX			
Commodity	CC	Residue (mg/kg)	Basis	DM (%)	Residue dw (mg/kg)	Diet content (%)				Residue Contribution (ppm)				
						US-CAN	EU	AU	JP	US-CAN	EU	AU	JP	
Beet, sugar tops	AM/AV	0.2	HR	23	0.87			5				0.043		
Rice grain	GC	0.04	STMR	88	0.05	20		50			0.009		0.023	
Corn, field grain	GC	0.02	STMR	88	0.02	55	70		80		0.013	0.016		0.018
Soybean seed	VD	0.02	STMR	89	0.02	20	15	15			0.004	0.003	0.003	
Total						95	90	65	80		0.026	0.063	0.026	0.018

SPINETORAM (233)

ESTIMATED MEAN DIETARY BURDEN

BEEF CATTLE											MEAN			
Commodity	CC	Residue (mg/kg)	Basis	DM (%)	Residue dw (mg/kg)	Diet content (%)				Residue Contribution (ppm)				
						US-CAN	EU	AU	JP	US-CAN	EU	AU	JP	
Beet, sugar tops	AM/AV	0.135	STMR/STMR-P	23	0.59			20				0.117		
Corn, sweet forage	AF/AS	0.155	STMR/STMR-P	48	0.32				80					0.258
Apple pomace, wet	AB	0.081	STMR/STMR-P	40	0.20			20	20			0.041	0.041	
Rice straw	AF/AS	0.16	STMR/STMR-P	90	0.18			10		55		0.018		0.098
Citrus dried pulp	AB	0.0624	STMR/STMR-P	91	0.07	10					0.006857143			
Rice grain	GC	0.04	STMR/STMR-P	88	0.05	20					0.009090909			
Corn, field grain	GC	0.02	STMR/STMR-P	88	0.02	70	50		45		0.015909091	0.011		0.01
Total						100	100	100	100		0.031857143	0.187	0.299	0.108

DAIRY CATTLE													MEAN
Commodity	CC	Residue (mg/kg)	Basis	DM (%)	Residue dw (mg/kg)	Diet content (%)				Residue Contribution (ppm)			
						US-CAN	EU	AU	JP	US-CAN	EU	AU	JP
Beet, sugar tops	AM/AV	0.135	STMR/STMR-P	23	0.59		30	0			0.176	0	
Corn, sweet forage	AF/AS	0.155	STMR/STMR-P	48	0.32	45		40		0.1453125		0.129	
Apple pomace, wet	AB	0.081	STMR/STMR-P	40	0.20	10	10			0.02025		0.02	
Rice straw	AF/AS	0.16	STMR/STMR-P	90	0.18	0	5		25	0	0.009		0.044
Rice hulls	CM/CF	0.08	STMR/STMR-P	90	0.09	0		10		0		0.009	
Citrus dried pulp	AB	0.0624	STMR/STMR-P	91	0.07	0	10	20		0	0.007	0.014	
Rice grain	GC	0.04	STMR/STMR-P	88	0.05	20		20		0.009090909		0.009	
Corn, field grain	GC	0.02	STMR/STMR-P	88	0.02	25	30		75	0.005681818	0.007		0.017
Soybean seed	VD	0.02	STMR/STMR-P	89	0.02	0	10			0	0.002		
Total						100	95	100	100	0.180335227	0.221	0.181	0.061

POULTRY BROILER													MEAN
Commodity	CC	Residue (mg/kg)	Basis	DM (%)	Residue dw (mg/kg)	Diet content (%)				Residue Contribution (ppm)			
						US-CAN	EU	AU	JP	US-CAN	EU	AU	JP
Rice grain	GC	0.04	STMR/STMR-P	88	0.05	20		50		0.009		0.023	
Corn, field grain	GC	0.02	STMR/STMR-P	88	0.02	55	70		70	0.013	0.016		0.016
Soybean seed	VD	0.02	STMR/STMR-P	89	0.02	20	20	15		0.004	0.004	0.003	
Total						95	90	65	70	0.026	0.02	0.026	0.016

POULTRY LAYER													MEAN
Commodity	CC	Residue (mg/kg)	Basis	DM (%)	Residue dw (mg/kg)	Diet content (%)				Residue Contribution (ppm)			
						US-CAN	EU	AU	JP	US-CAN	EU	AU	JP
Beet, sugar tops	AM/AV	0.135	STMR/STMR-P	23	0.59			5			0.029		
Rice grain	GC	0.04	STMR/STMR-P	88	0.05	20		50		0.009090909		0.023	
Corn, field grain	GC	0.02	STMR/STMR-P	88	0.02	55	70		80	0.0125	0.016		0.018
Soybean seed	VD	0.02	STMR/STMR-P	89	0.02	20	15	15		0.004494382	0.003	0.003	
Total						95	90	65	80	0.026085291	0.049	0.026	0.018

Annex 6

TRIFLUMEZOPYRIM (303)

ESTIMATED MAXIMUM DIETARY BURDEN

BEEF CATTLE													MAX
Commodity	CC	Residue (mg/kg)	Basis	DM (%)	Residue dw (mg/kg)	Diet content (%)				Residue Contribution (ppm)			
						US-CAN	EU	AU	JP	US-CAN	EU	AU	JP
Rice straw	AF/AS	0.21	HR	90	0.23		10	60	55		0.02333	0.14	0.12833
Rice hulls	CM/CF	0.17	STMR	90	0.19			5				0.009	
Rice grain	GC	0.025	STMR	88	0.03	20		35		0.006		0.01	
Rice bran/pollard	CM/CF	0.0125	STMR	90	0.01	15			20	0.002			0.00278
Total						35	10	100	75	0.008	0.02333	0.159	0.13111

DAIRY CATTLE													MAX
Commodity	CC	Residue (mg/kg)	Basis	DM (%)	Residue dw (mg/kg)	Diet content (%)				Residue Contribution (ppm)			
						US-CAN	EU	AU	JP	US-CAN	EU	AU	JP
Rice straw	AF/AS	0.21	HR	90	0.23		5	20	25		0.01167	0.047	0.05833
Rice hulls	CM/CF	0.17	STMR	90	0.19			10				0.019	
Rice grain	GC	0.025	STMR	88	0.03	20		20		0.006		0.006	
Rice bran/pollard	CM/CF	0.0125	STMR	90	0.01	15	20	30	10	0.002	0.00278	0.004	0.00139
Total						35	25	80	35	0.008	0.01444	0.075	0.05972

POULTRY BROILER													MAX
Commodity	CC	Residue (mg/kg)	Basis	DM (%)	Residue dw (mg/kg)	Diet content (%)				Residue Contribution (ppm)			
						US-CAN	EU	AU	JP	US-CAN	EU	AU	JP
Rice grain	GC	0.025	STMR	88	0.03	20		50		0.006		0.014	
Rice bran/pollard	CM/CF	0.0125	STMR	90	0.01	10	10	20	5	0.001	0.00139	0.003	0.00069
Total						30	10	70	5	0.007	0.00139	0.017	0.00069

POULTRY LAYER													MAX
Commodity	CC	Residue (mg/kg)	Basis	DM (%)	Residue dw (mg/kg)	Diet content (%)				Residue Contribution (ppm)			
						US-CAN	EU	AU	JP	US-CAN	EU	AU	JP
Rice grain	GC	0.025	STMR	88	0.03	20		50		0.006		0.014	
Rice bran/pollard	CM/CF	0.0125	STMR	90	0.01	10	5	20	20	0.001	0.00069	0.003	0.00278
Total						30	5	70	20	0.007	0.00069	0.017	0.00278

TRIFLUMEZOPYRIM (303)**ESTIMATED MEAN DIETARY BURDEN**

BEEF CATTLE													MEAN
Commodity	CC	Residue (mg/kg)	Basis	DM (%)	Residue dw (mg/kg)	Diet content (%)				Residue Contribution (ppm)			
						US-CAN	EU	AU	JP	US-CAN	EU	AU	JP
Rice hulls	CM/CF	0.17	STMR/STMR-P	90	0.19			5				0.009	
Rice straw	AF/AS	0.063	STMR/STMR-P	90	0.07		10	60	55		0.007	0.042	0.0385
Rice grain	GC	0.025	STMR/STMR-P	88	0.03	20		35		0.005682		0.01	
Rice bran/pollard	CM/CF	0.0125	STMR/STMR-P	90	0.01	15			20	0.002083			0.00278
Total						35	10	100	75	0.007765	0.007	0.061	0.04128

DAIRY CATTLE													MEAN
Commodity	CC	Residue (mg/kg)	Basis	DM (%)	Residue dw (mg/kg)	Diet content (%)				Residue Contribution (ppm)			
						US-CAN	EU	AU	JP	US-CAN	EU	AU	JP
Rice hulls	CM/CF	0.17	STMR/STMR-P	90	0.19		0	10			0	0.019	
Rice straw	AF/AS	0.063	STMR/STMR-P	90	0.07	0	5	20	25	0	0.0035	0.014	0.0175
Rice grain	GC	0.025	STMR/STMR-P	88	0.03	20		20		0.005682		0.006	
Rice bran/pollard	CM/CF	0.0125	STMR/STMR-P	90	0.01	15	20	30	10	0.002083	0.00278	0.004	0.00139
Total						35	25	80	35	0.007765	0.00628	0.043	0.01889

POULTRY BROILER													MEAN
Commodity	CC	Residue (mg/kg)	Basis	DM (%)	Residue dw (mg/kg)	Diet content (%)				Residue Contribution (ppm)			
						US-CAN	EU	AU	JP	US-CAN	EU	AU	JP
Rice grain	GC	0.025	STMR/STMR-P	88	0.03	20		50		0.01		0.014	
Rice bran/pollard	CM/CF	0.0125	STMR/STMR-P	90	0.01	10	10	20	5	0.00	0.00139	0.003	0.00069
Total						30	10	70	5	0.01	0.00139	0.017	0.00069

POULTRY LAYER													MEAN
Commodity	CC	Residue (mg/kg)	Basis	DM (%)	Residue dw (mg/kg)	Diet content (%)				Residue Contribution (ppm)			
						US-CAN	EU	AU	JP	US-CAN	EU	AU	JP
Rice grain	GC	0.025	STMR/STMR-P	88	0.03	20		50		0.005682		0.014	
Rice bran/pollard	CM/CF	0.0125	STMR/STMR-P	90	0.01	10	5	20	20	0.001389	0.00069	0.003	0.00278
Total						30	5	70	20	0.007071	0.00069	0.017	0.00278

FAO TECHNICAL PAPERS

FAO PLANT PRODUCTION AND PROTECTION PAPERS

- | | | | |
|---------|---|----------|--|
| 1 | Horticulture: a select bibliography, 1976 (E) | | |
| 2 | Cotton specialists and research institutions in selected countries, 1976 (E) | 20 | pests, 1979 (E F S) |
| 3 | Food legumes: distribution, adaptability and biology of yield, 1977 (E F S) | 20 Sup. | Pesticide residues in food 1979 – Report, 1980 (E F S) |
| 4 | Soybean production in the tropics, 1977 (C E F S) | 21 | Pesticide residues in food 1979 – Evaluations, 1980 (E) |
| 4 Rev.1 | Soybean production in the tropics (first revision), 1982 (E) | 21 | Recommended methods for measurement of pest resistance to pesticides, 1980 (E F) |
| 5 | Les systèmes pastoraux sahéliens, 1977 (F) | 22 | China: multiple cropping and related crop production technology, 1980 (E) |
| 6 | Pest resistance to pesticides and crop loss assessment – Vol. 1, 1977 (E F S) | 23 | China: development of olive production, 1980 (E) |
| 6/2 | Pest resistance to pesticides and crop loss assessment – Vol. 2, 1979 (E F S) | 24/1 | Improvement and production of maize, sorghum and millet – Vol. 1. General principles, 1980 (E F) |
| 6/3 | Pest resistance to pesticides and crop loss assessment – Vol. 3, 1981 (E F S) | 24/2 | Improvement and production of maize, sorghum and millet – Vol. 2. Breeding, agronomy and seed production, 1980 (E F) |
| 7 | Rodent pest biology and control – Bibliography 1970-74, 1977 (E) | 25 | Prosopis tamarugo: fodder tree for arid zones, 1981 (E F S) |
| 8 | Tropical pasture seed production, 1979 (E F** S**) | 26 | Pesticide residues in food 1980 – Report, 1981 (E F S) |
| 9 | Food legume crops: improvement and production, 1977 (E) | 26 Sup. | Pesticide residues in food 1980 – Evaluations, 1981 (E) |
| 10 | Pesticide residues in food, 1977 – Report, 1978 (E F S) | 27 | Small-scale cash crop farming in South Asia, 1981 (E) |
| 10 Rev. | Pesticide residues in food 1977 – Report, 1978 (E) | 28 | Second expert consultation on environmental criteria for registration of pesticides, 1981 (E F S) |
| 10 Sup. | Pesticide residues in food 1977 – Evaluations, 1978 (E) | 29 | Sesame: status and improvement, 1981 (E) |
| 11 | Pesticide residues in food 1965-78 – Index and summary, 1978 (E F S) | 30 | Palm tissue culture, 1981 (C E) |
| 12 | Crop calendars, 1978 (E/F/S) | 31 | An eco-climatic classification of intertropical Africa, 1981 (E) |
| 13 | The use of FAO specifications for plant protection products, 1979 (E F S) | 32 | Weeds in tropical crops: selected abstracts, 1981 (E) |
| 14 | Guidelines for integrated control of rice insect pests, 1979 (Ar C E F S) | 32 Sup.1 | Weeds in tropical crops: review of abstracts, 1982 (E) |
| 15 | Pesticide residues in food 1978 – Report, 1979 (E F S) | 33 | Plant collecting and herbarium development, 1981 (E) |
| 15 Sup. | Pesticide residues in food 1978 – Evaluations, 1979 (E) | 34 | Improvement of nutritional quality of food crops, 1981 (C E) |
| 16 | Rodenticides: analyses, specifications, formulations, 1979 (E F S) | 35 | Date production and protection, 1982 (Ar E) |
| 17 | Agrometeorological crop monitoring and forecasting, 1979 (C E F S) | 36 | El cultivo y la utilización del tarwi – <i>Lupinus mutabilis</i> Sweet, 1982 (S) |
| 18 | Guidelines for integrated control of maize pests, 1979 (C E) | 37 | Pesticide residues in food 1981 – Report, 1982 (E F S) |
| 19 | Elements of integrated control of sorghum | 38 | Winged bean production in the tropics, 1982 |

- (E)
- 39 Seeds, 1982 (E/F/S)
- 40 Rodent control in agriculture, 1982 (Ar C E F S)
- 41 Rice development and rainfed rice production, 1982 (E)
- 42 Pesticide residues in food 1981 – Evaluations, 1982 (E)
- 43 Manual on mushroom cultivation, 1983 (E F)
- 44 Improving weed management, 1984 (E F S)
- 45 Pocket computers in agrometeorology, 1983 (E)
- 46 Pesticide residues in food 1982 – Report, 1983 (E F S)
- 47 The sago palm, 1983 (E F)
- 48 Guidelines for integrated control of cotton pests, 1983 (Ar E F S)
- 49 Pesticide residues in food 1982 – Evaluations, 1983 (E)
- 50 International plant quarantine treatment manual, 1983 (C E)
- 51 Handbook on jute, 1983 (E)
- 52 The palmyrah palm: potential and perspectives, 1983 (E)
- 53/1 Selected medicinal plants, 1983 (E)
- 54 Manual of fumigation for insect control, 1984 (C E F S)
- 55 Breeding for durable disease and pest resistance, 1984 (C E)
- 56 Pesticide residues in food 1983 – Report, 1984 (E F S)
- 57 Coconut, tree of life, 1984 (E S)
- 58 Economic guidelines for crop pest control, 1984 (E F S)
- 59 Micropropagation of selected rootcrops, palms, citrus and ornamental species, 1984 (E)
- 60 Minimum requirements for receiving and maintaining tissue culture propagating material, 1985 (E F S)
- 61 Pesticide residues in food 1983 – Evaluations, 1985 (E)
- 62 Pesticide residues in food 1984 – Report, 1985 (E F S)
- 63 Manual of pest control for food security reserve grain stocks, 1985 (C E)
- 64 Contribution à l'écologie des aphides africains, 1985 (F)
- 65 Amélioration de la culture irriguée du riz des petits fermiers, 1985 (F)
- 66 Sesame and safflower: status and potentials, 1985 (E)
- 67 Pesticide residues in food 1984 – Evaluations, 1985 (E)
- 68 Pesticide residues in food 1985 – Report, 1986 (E F S)
- 69 Breeding for horizontal resistance to wheat diseases, 1986 (E)
- 70 Breeding for durable resistance in perennial crops, 1986 (E)
- 71 Technical guideline on seed potato micropropagation and multiplication, 1986 (E)
- 72/1 Pesticide residues in food 1985 – Evaluations – Part I: Residues, 1986 (E)
- 72/2 Pesticide residues in food 1985 – Evaluations – Part II: Toxicology, 1986 (E)
- 73 Early agrometeorological crop yield assessment, 1986 (E F S)
- 74 Ecology and control of perennial weeds in Latin America, 1986 (E S)
- 75 Technical guidelines for field variety trials, 1993 (E F S)
- 76 Guidelines for seed exchange and plant introduction in tropical crops, 1986 (E)
- 77 Pesticide residues in food 1986 – Report, 1986 (E F S)
- 78 Pesticide residues in food 1986 – Evaluations – Part I: Residues, 1986 (E)
- 78/2 Pesticide residues in food 1986 – Evaluations – Part II: Toxicology, 1987 (E)
- 79 Tissue culture of selected tropical fruit plants, 1987 (E)
- 80 Improved weed management in the Near East, 1987 (E)
- 81 Weed science and weed control in Southeast Asia, 1987 (E)
- 82 Hybrid seed production of selected cereal, oil and vegetable crops, 1987 (E)
- 83 Litchi cultivation, 1989 (E S)
- 84 Pesticide residues in food 1987 – Report, 1987 (E F S)
- 85 Manual on the development and use of FAO specifications for plant protection products, 1987 (E** F S)
- 86/1 Pesticide residues in food 1987 – Evaluations – Part I: Residues, 1988 (E)
- 86/2 Pesticide residues in food 1987 – Evaluations – Part II: Toxicology, 1988 (E)

- 87 Root and tuber crops, plantains and bananas in developing countries – challenges and opportunities, 1988 (E)
- 88 *Jessenia* and *Oenocarpus*: neotropical oil palms worthy of domestication, 1988 (E S)
- 89 Vegetable production under arid and semi-arid conditions in tropical Africa, 1988 (E F)
- 90 Protected cultivation in the Mediterranean climate, 1990 (E F S)
- 91 Pastures and cattle under coconuts, 1988 (E S)
- 92 Pesticide residues in food 1988 – Report, 1988 (E F S)
- 93/1 Pesticide residues in food 1988 – Evaluations – Part I: Residues, 1988 (E)
- 93/2 Pesticide residues in food 1988 – Evaluations – Part II: Toxicology, 1989 (E)
- 94 Utilization of genetic resources: suitable approaches, agronomical evaluation and use, 1989 (E)
- 95 Rodent pests and their control in the Near East, 1989 (E)
- 96 *Striga* – Improved management in Africa, 1989 (E)
- 97/1 Fodders for the Near East: alfalfa, 1989 (Ar E)
- 97/2 Fodders for the Near East: annual medic pastures, 1989 (Ar E F)
- 98 An annotated bibliography on rodent research in Latin America 1960-1985, 1989 (E)
- 99 Pesticide residues in food 1989 – Report, 1989 (E F S)
- 100 Pesticide residues in food 1989 – Evaluations – Part I: Residues, 1990 (E)
- 100/2 Pesticide residues in food 1989 – Evaluations – Part II: Toxicology, 1990 (E)
- 101 Soilless culture for horticultural crop production, 1990 (E)
- 102 Pesticide residues in food 1990 – Report, 1990 (E F S)
- 103/1 Pesticide residues in food 1990 – Evaluations – Part I: Residues, 1990 (E)
- 104 Major weeds of the Near East, 1991 (E)
- 105 Fundamentos teórico-prácticos del cultivo de tejidos vegetales, 1990 (S)
- 106 Technical guidelines for mushroom growing in the tropics, 1990 (E)
- 107 *Gynandropsis gynandra* (L.) Briq. – a tropical leafy vegetable – its cultivation and utilization, 1991 (E)
- 108 Carambola cultivation, 1993 (E S)
- 109 Soil solarization, 1991 (E)
- 110 Potato production and consumption in developing countries, 1991 (E)
- 111 Pesticide residues in food 1991 – Report, 1991 (E)
- 112 Cocoa pest and disease management in Southeast Asia and Australasia, 1992 (E)
- 113/1 Pesticide residues in food 1991 – Evaluations – Part I: Residues, 1991 (E)
- 114 Integrated pest management for protected vegetable cultivation in the Near East, 1992 (E)
- 115 Olive pests and their control in the Near East, 1992 (E)
- 116 Pesticide residues in food 1992 – Report, 1993 (E F S)
- 117 Quality declared seed, 1993 (E F S)
- 118 Pesticide residues in food 1992 – Evaluations – Part I: Residues, 1993 (E)
- 119 Quarantine for seed, 1993 (E)
- 120 Weed management for developing countries, 1993 (E S)
- 120/1 Weed management for developing countries, Addendum 1, 2004 (E F S)
- 121 Rambutan cultivation, 1993 (E)
- 122 Pesticide residues in food 1993 – Report, 1993 (E F S)
- 123 Rodent pest management in eastern Africa, 1994 (E)
- 124 Pesticide residues in food 1993 – Evaluations – Part I: Residues, 1994 (E)
- 125 Plant quarantine: theory and practice, 1994 (Ar)
- 126 Tropical root and tuber crops – Production, perspectives and future prospects, 1994 (E)
- 127 Pesticide residues in food 1994 – Report, 1994 (E)
- 128 Manual on the development and use of FAO specifications for plant protection products – Fourth edition, 1995 (E F S)
- 129 Mangosteen cultivation, 1995 (E)
- 130 Post-harvest deterioration of cassava – A biotechnology perspective, 1995 (E)
- 131/1 Pesticide residues in food 1994 – Evaluations – Part I: Residues, Volume 1, 1995 (E)
- 131/2 Pesticide residues in food 1994 – Evaluations – Part I: Residues, Volume 2, 1995 (E)
- 132 Agro-ecology, cultivation and uses of cactus pear, 1995 (E)

133	Pesticide residues in food 1995 – Report, 1996 (E)	157	Pesticide residues in food 1999 – Evaluations – Part I: Residues, 2000 (E)
134	(Number not assigned)	158	Ornamental plant propagation in the tropics, 2000 (E)
135	Citrus pest problems and their control in the Near East, 1996 (E)	159	Seed policy and programmes in the Near East and North Africa, 2000
136	El pepino dulce y su cultivo, 1996 (S)	160	Seed policy and programmes for Asia and the Pacific, 2000 (E)
137	Pesticide residues in food 1995 – Evaluations – Part I: Residues, 1996 (E)	161	Silage making in the tropics with particular emphasis on smallholders, 2000 (E S)
138	Sunn pests and their control in the Near East, 1996 (E)	162	Grassland resource assessment for pastoral systems, 2001, (E)
139	Weed management in rice, 1996 (E)	163	Pesticide residues in food 2000 – Report, 2001 (E)
140	Pesticide residues in food 1996 – Report, 1997 (E)	164	Seed policy and programmes in Latin America and the Caribbean, 2001 (E S)
141	Cotton pests and their control in the Near East, 1997 (E)	165	Pesticide residues in food 2000 – Evaluations – Part I, 2001 (E)
142	Pesticide residues in food 1996 – Evaluations – Part I Residues, 1997 (E)	166	Global report on validated alternatives to the use of methyl bromide for soil fumigation, 2001 (E)
143	Management of the whitefly-virus complex, 1997 (E)	167	Pesticide residues in food 2001 – Report, 2001 (E)
144	Plant nematode problems and their control in the Near East region, 1997 (E)	168	Seed policy and programmes for the Central and Eastern European countries, Commonwealth of Independent States and other countries in transition, 2001 (E)
145	Pesticide residues in food 1997 – Report, 1998 (E)	169	Cactus (<i>Opuntia</i> spp.) as forage, 2003 (E S)
146	Pesticide residues in food 1997 – Evaluations – Part I: Residues, 1998 (E)	170	Submission and evaluation of pesticide residues data for the estimation of maximum residue levels in food and feed, 2002 (E)
147	Soil solarization and integrated management of soilborne pests, 1998 (E)	171	Pesticide residues in food 2001 – Evaluations – Part I, 2002 (E)
148	Pesticide residues in food 1998 – Report, 1999 (E)	172	Pesticide residues in food, 2002 – Report, 2002 (E)
149	Manual on the development and use of FAO specifications for plant protection products – Fifth edition, including the new procedure, 1999 (E)	173	Manual on development and use of FAO and WHO specifications for pesticides, 2002 (E S)
150	Restoring farmers' seed systems in disaster situations, 1999 (E)	174	Genotype x environment interaction – Challenges and opportunities for plant breeding and cultivar recommendations, 2002 (E)
151	Seed policy and programmes for sub-Saharan Africa, 1999 (E F)	175/1	Pesticide residues in food 2002 – Evaluations – Part 1: Residues – Volume 1 (E)
152/1	Pesticide residues in food 1998 – Evaluations – Part I: Residues, Volume 1, 1999 (E)	175/2	Pesticide residues in food 2002 – Evaluations – Part 1: Residues – Volume 2 (E)
152/2	Pesticide residues in food 1998 – Evaluations – Part I: Residues, Volume 2, 1999 (E)	176	Pesticide residues in food 2003 – Report, 2004 (E)
153	Pesticide residues in food 1999 – Report, 1999 (E)	177	Pesticide residues in food 2003 – Evaluations – Part 1: Residues, 2004 (E)
154	Greenhouses and shelter structures for tropical regions, 1999 (E)	178	Pesticide residues in food 2004 – Report, 2004
155	Vegetable seedling production manual, 1999 (E)		
156	Date palm cultivation, 1999 (E)		
156 Rev.1	Date palm cultivation, 2002 (E)		

	(E)		data for the estimation of maximum residue levels in food and feed, 2009 (E)
179	Triticale improvement and production, 2004 (E)		
180	Seed multiplication by resource-limited farmers - Proceedings of the Latin American workshop, 2004 (E)	198	Pesticide residues in food 2009 – Evaluations – Part 1: Residues, 2010 (E)
181	Towards effective and sustainable seed-relief activities, 2004 (E)	199	Rearing codling moth for the sterile insect technique, 2010 (E)
182/1	Pesticide residues in food 2004 – Evaluations – Part 1: Residues, Volume 1 (E)	200	Pesticide residues in food 2010 – Report, 2011 (E)
182/2	Pesticide residues in food 2004 – Evaluations – Part 1: Residues, Volume 2 (E)	201	Promoting the Growth and Development of Smallholder Seed Enterprises for Food Security Crops Case Studies from Brazil, Côte d’Ivoire and India (E) 2010
183	Pesticide residues in food 2005 – Report, 2005 (E)	202	Seeds in Emergencies: a technical handbook (E) 2011
184/1	Pesticide residues in food 2005 – Evaluations – Part 1: Residues, Volume 1 (E)	203	Sustainable wheat rust resistance – Learning from history
184/2	Pesticide residues in food 2005 – Evaluations – Part 1: Residues, Volume 2 (E)	204	State of knowledge on breeding for durable resistance to soybean rust disease in the developing world
185	Quality declared seed system, 2006 (E F S)	205	The FAO/IAEA Spreadsheet for Designing and Operation of Insect Mass Rearing Facilities
186	Calendario de cultivos – América Latina y el Caribe, 2006 (S)	206	Pesticide Residues in food 2010 – Evaluations – Part 1
187	Pesticide residues in food 2006 – Report, 2006 (E)	207	Plant breeding and seed systems for rice, vegetables, maize and pulses in Bangladesh
188	Weedy rices – origin, biology, ecology and control, 2006 (E S)	208	The dynamic tension between public and private plant breeding in Thailand
189/1	Pesticide residues in food 2006 – Evaluations – Part 1: Residues, Volume 1 (E)	209	The strategic role of plant breeding in Uruguay: analysis through an agricultural innovation system framework
189/2	Pesticide residues in food 2006 – Evaluations – Part 1: Residues, Volume 2 (E)	210	Evolving a plant breeding and seed system in sub-Saharan Africa in an era of donor dependence
190	Guidance for packing, shipping, holding and release of sterile flies in area-wide fruit fly control programmes, 2007 (E)	211	Pesticide residues in food 2011 – Report, 2011 (E)
191	Pesticide residues in food 2007 – Report, 2007 (E)	212	Pesticide Residues in food 2011 – Evaluations – Part 1
192	Pesticide residues in food 2007 – Evaluations – Part 1: Residues, 2008 (E)	213	Evaluation of pesticide residues - Training Manual
193	Pesticide residues in food 2008 – Report, 2008 (E)	214	Agricultural handtools; Guidelines for Field Officers and Procurement
194	Pesticide residues in food 2008 – Evaluations, 2008 (E)	215	Pesticide residues in food 2012 – Report, 2011 (E)
195	Quality declared planting material – Protocols and standards for vegetatively propagated crops, 2010 (E)	216	Pesticide residues in Food 2011 – Evaluations – Part 1 (E)
196	Pesticide residues in food 2009 – Report, 2009 (E)	217	Good Agricultural Practices for greenhouse vegetable crops: Principles for Mediterranean
197	Submission and evaluation of pesticide residues		

- climate areas (E)
- 218 Cassava Farmer Field Schools – Resource material for facilitators in sub-Saharan Africa
- 219 Pesticide residues in food 2013 – Report, 2011 (E)
- 220 Pesticide Residues in food 2013 – Evaluations – Part 1
- 221 Pesticide residues in food 2014 – Report, 2011 (E)
- 222 Pesticide Residues in food 2014 – Evaluations
- 223 Pesticide residues in food 2015 Joint FAO/WHO Meeting - Report 2015
- 224 FAO Training Manual on Evaluation of Pesticide Residues for Estimation of Maximum Residue Levels and Calculation of Dietary Intake
- 225 FAO Manual on the submission and evaluation of pesticide residues data for the estimation of maximum residue levels in food and feed (3rd edition)
- 226 Pesticide residues in food 2015 - Joint FAO/WHO Meeting - Evaluation 2015
- 227 Pesticide residues in food 2016 - Special session of the Joint FAO/WHO Meeting on Pesticide Residues. Report 2016
- 228 Manual on development and use of FAO and WHO specifications for pesticides. 3rd revision of the 1st edition
- 229 Pesticide residues in food 2016 Joint FAO/WHO Meeting - Report 2016
- 230 Good Agricultural Practices for Greenhouse Vegetables in South East European countries: Progress and outstanding matters, 2017 (E, R**)
- 231 Pesticide residues in food 2016 Joint FAO/WHO Meeting - Evaluation 2016 (E)
- 232 Pesticide residues in food 2017 Joint FAO/WHO Meeting - Report 2017 (E)
- P – Portuguese
S – Spanish
- The FAO Technical Papers are available through the authorized FAO Sales Agents or directly from Sales and Marketing Group, FAO, Viale delle Terme di Caracalla, 00153 Rome, Italy.

Availability: November 2017

- Ar– Arabic Multil –Multilingual
C – Chinese * Out of print
E – English ** In preparation
F – French

The annual Joint Meeting of the FAO Panel of Experts on Pesticide Residues in Food and the Environment and the WHO Core Assessment Group on Pesticide Residues was held in Geneva, Switzerland, from 12 to 21 September 2017. The FAO Panel of Experts had met in preparatory sessions from 07 to 11 September 2017. The Meeting was held in pursuance of recommendations made by previous Meetings and accepted by the governing bodies of FAO and WHO that studies should be undertaken jointly by experts to evaluate possible hazards to humans arising from the occurrence of pesticide residues in foods. During the meeting the FAO Panel of Experts was responsible for reviewing pesticide use patterns (use of good agricultural practices), data on the chemistry and composition of the pesticides and methods of analysis for pesticide residues and for estimating the maximum residue levels that might occur as a result of the use of the pesticides according to good agricultural use practices. The WHO Core Assessment Group was responsible for reviewing toxicological and related data and for estimating, where possible and appropriate, acceptable daily intakes (ADIs) and acute reference doses (ARfDs) of the pesticides for humans. This report contains information on ADIs, ARfDs, maximum residue levels, and general principles for the evaluation of pesticides. The recommendations of the Joint Meeting, including further research and information, are proposed for use by Member governments of the respective agencies and other interested parties.

ISBN 978-92-5-130070-1 ISSN 0259-2517



9 789251 300701

I8258EN/1/11.17