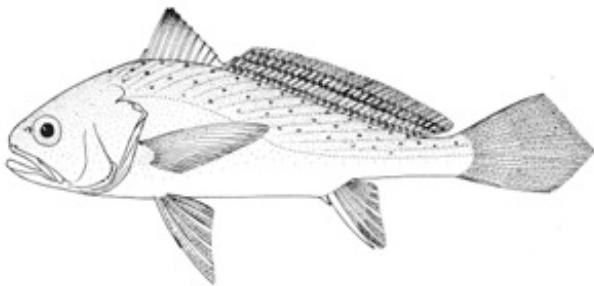




Species Fact Sheets

Pseudotolithus elongatus (Bowdich, 1825)



Pseudotolithus (*Fonticulus*) *elongatus*: [\(click for more\)](#)



Pseudotolithus (*Fonticulus*) *elongatus*: [\(click for more\)](#)

Synonyms

- *Sciaena elongata* Bowdich, 1825: 236 (original description).
- *Corvina clavigera* Cuvier, 1830: 101.
- *Corvina nigrita* Cuvier, 1830: 103.
- *Otolothus guineensis* Osorio, 1909: 102.
- *Johnius nigrita* Fowler, 1920: 230.
- *Johnius elongatus* Fowler, 1936: 886.
- *Johnius guineensis* Fowler, 1936: 1303.
- *Sciaena nigrita* Norman & Irwine, 1947: 158.
- *Larimus elongatus* Collignon, 1951: 7.

FAO Names


En - Bobo croaker, Fr - Otolithe bobo, Sp - Corvina bobo.

3Alpha Code: PSE Taxonomic Code: 1703745705

Diagnostic Features

Body elongated and compressed. Scales on body mostly ctenoid (comb-like); scales on breast and head smaller and cycloid. Lateral line extending to tip of caudal fin. Head short; eye rather large, its diameter contained 3.6 to 4.6 times in head length; mouth large, strongly oblique, either terminal or lower jaw slightly projecting; maxilla extending beyond hind margin of eye; teeth small, set in narrow bands in jaws; outer row in upper jaw, and inner row in lower jaw slightly enlarged; chin without barbel but with 6 pores, the medial pair located at tip of lower jaw; snout with 5 marginal pores only. Gillrakers long and slender, longer than gill filaments at angle of arch, 19 to 22 on first gill arch. Preopercular margin serrated, with a few strong spines at angle. Dorsal fin with 10 spines and I + 29 to 34 (usually 31 or 32). Anal fin with 2 spines and 6 soft rays, the second spine very strong, about equal in length to first soft ray. Caudal fin pointed (juveniles) to rhomboidal (adults). Anterior end of swimbladder with one pair of appendages dividing into a group of short anterior branches and a series of 5 or 6 long tubes running backward for about half the length of bladder. Sagitta (earstone) ovoid, thick, twisted around longitudinal axis, its outer surface covered with large granules. Colour silvery grey with a reddish tint often with oblique lines and scattered dark spots on back; belly yellowish during breeding season; fins greyish; dark spots on soft part of dorsal fin forming 2 or 3 longitudinal rows; tip of first dorsal fin dusky, pelvic and anal fins yellowish.

Geographical Distribution



Launch the Aquatic Species Distribution map viewer

Only along the West African coast, from Senegal to Angola (possibly extending further north).

Habitat and Biology

Coastal waters over mud bottom from shoreline to about 50 m depth; also enters estuaries and coastal lagoons; moves farther offshore (to about 100 m) for spawning during rainy season (December to February).

Size

Maximum 45 cm; common to 30 cm.

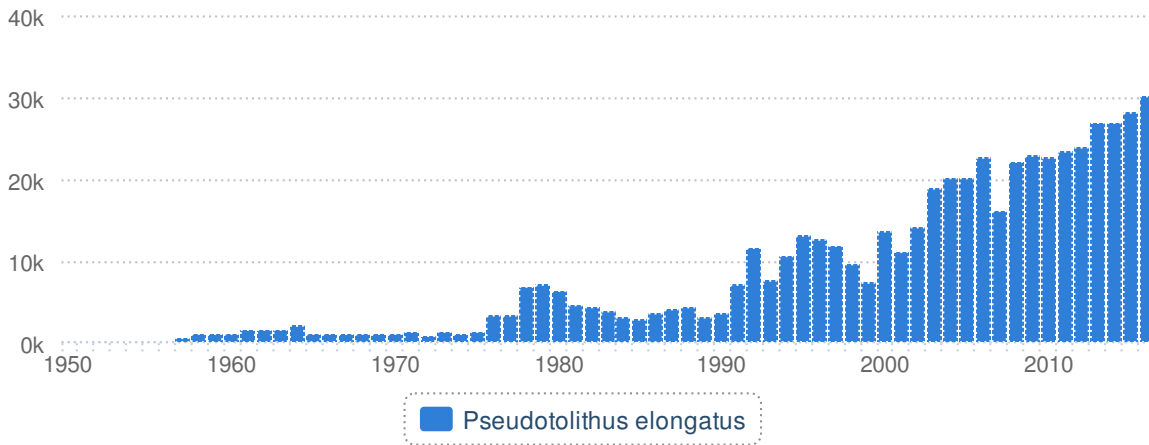
Interest to Fisheries

An important foodfish. Caught with **bottom trawls**, set nets, **beach seines** and on line gear. The total catch reported for this species to FAO for 1999 was 6 679 t. The countries with the largest catches were Guinea (2142 t) and Cameroon (1 900 t).

Marketed fresh, dried salted and smoked.

Global Capture Production for species (tonnes)

Source: FAO FishStat



Local Names

English : Corb , Giant captainfish , Meagre , Niger corb .

French : Core du Niger .

Bibliography

Fischer, W.; G. Bianchi; W. B. Scott (eds.). - 1981 Fiches FAO d'identification des espèces pour les besoins de la pêche. Atlantique centre-est; zones de pêche 34, 47 (en partie). Canada Fonds de Dépôt. Ottawa, Ministère des Pêcheries et Océans Canada, en accord avec l'Organisation des Nations Unies pour l'Alimentation et l'Agriculture, Vol. 1-7: pag. var.

Bauchot, M-L. - 1966 Poissons marins de l'Est Atlantique Tropical. Téléostéens Perciformes. II. Percoidei (3ème partie). III. Acanthuroidei. IV. Balistoidei. Atlantide Report (9): 7-43.

Chao, L. N & E. Trewavas. - 1990 Carangidae. In: J.C. Quero et al., (eds.) Check-list of the fishes of the eastern tropical Atlantic (CLOFETA). Unesco, Portugal, vol. II: 813-826.

Froese, R. and D. Pauly. Editors. 2003. FishBase. World Wide Web electronic publication. www.fishbase.org

