

Case reports (EXAMPLES)

K Depner
18 February 2019
Belgrade

Epidemiological enquiry

(AHL, Art. 57)

1. The competent authority shall carry out an epidemiological enquiry in the event of the confirmation of a listed disease.
2. The epidemiological enquiry shall aim to:
 - a) identify the **likely origin** of the disease and the means of its spread;
 - b) calculate the **likely length** of time that the disease has been present (**High Risk Period**);
 - c) identify establishments and epidemiological units therein, food and feed businesses or animal by-products establishments, or other locations....;
 - d) obtain information on the movements of animals, persons, products, vehicles, etc. which could have spread the disease agent during the relevant period preceding the notification (**High Risk Period**);
 - e) obtain information on the likely spread of the disease in the surrounding environment, including the presence and distribution of disease vectors.

Hypothesis

Likely origin - way of entrance

- H1: Trade of pigs
- H2: Contact with wild boar environment
- H3: Swill, contaminated food
- H4: Others (people, vehicles, instruments...)
- H5: Vectors (ticks, insects, ???)
- H6 ...

Toolbox

- Map of farm (village)
- Laboratory results
- Timeline of clinical events (Vet activities)
- Mortality /morbidity data
- Record of movements (animal, persons, vehicles, equipment...)
- Etc...

Lamberg et al. 2018

HRP
Date of entrance

- H1: <50: 1w
- H2: <150: 2-3w
- H3: >150: >4w
- H4...

Biosecurity check

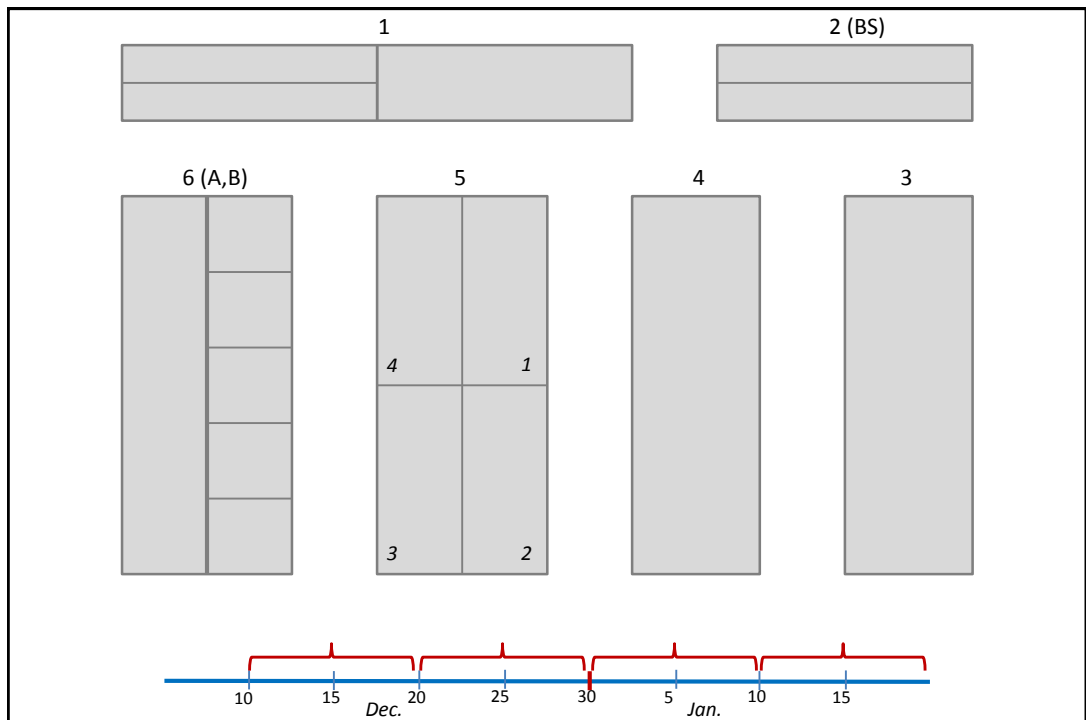
- Hardware
 - Buildings
 - Filters
 - Fences
 - ...
- Software
 - Management
 - Awareness
 - ...

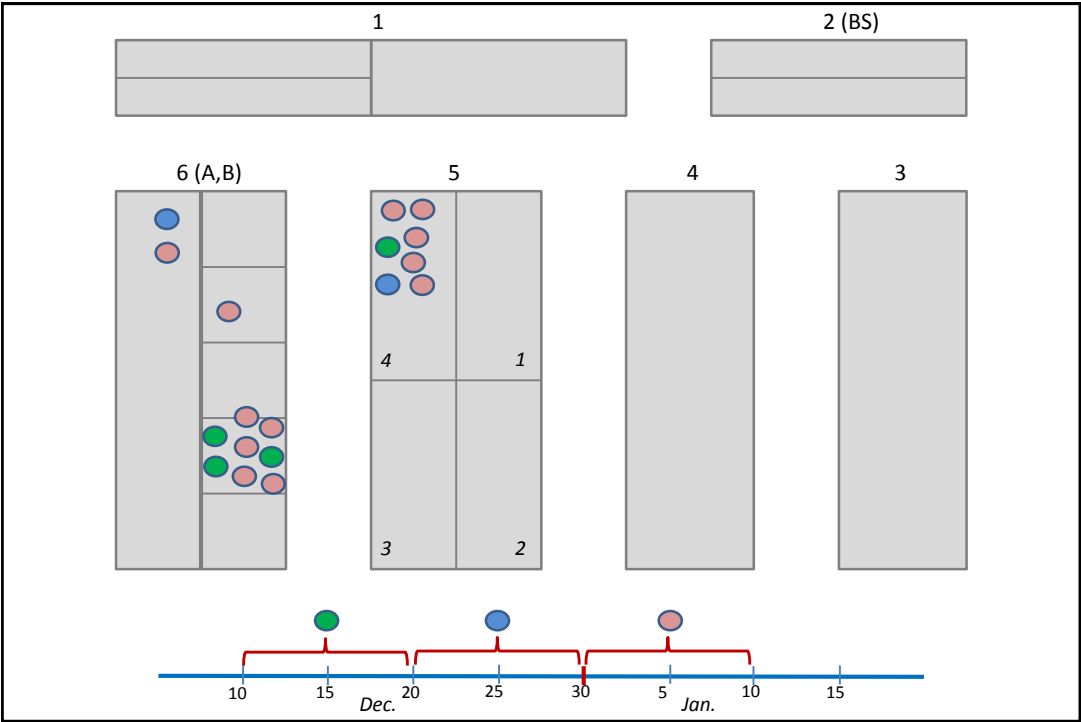
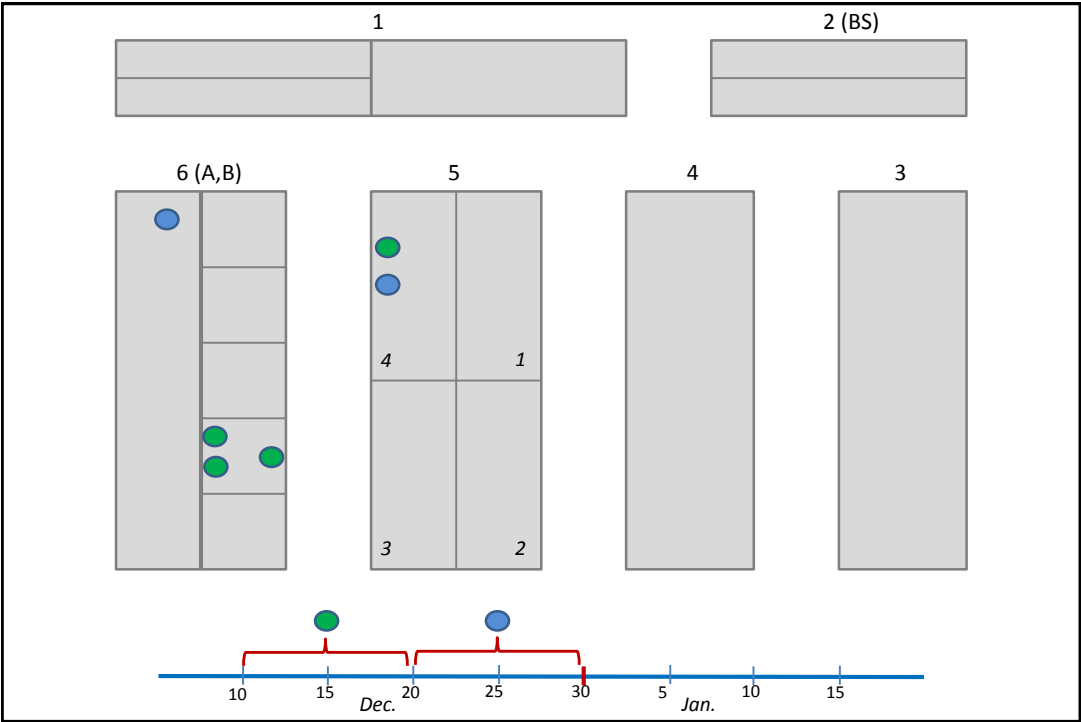
Hypothesis approach: HRP

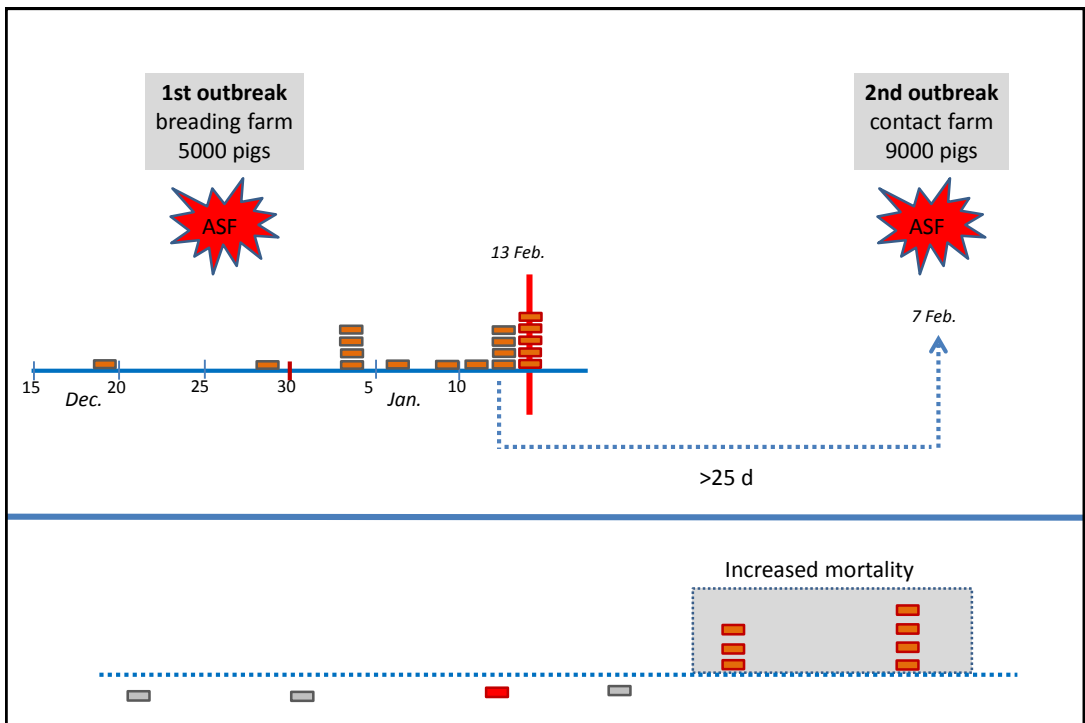
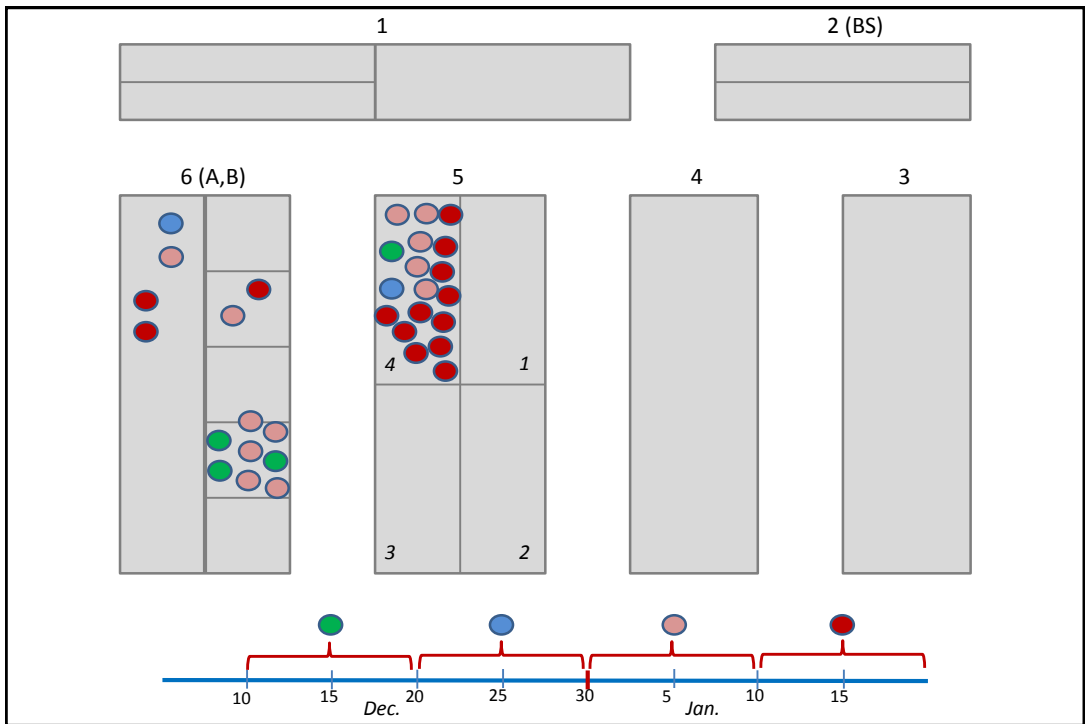
| Farm size | HRP |
|--------------------------------|---------------------|
| Small/back yard (<50) | 1 week |
| Medium/small commercial (<150) | 2-3 weeks |
| Large /industrial (>150) | > 4 weeks |

Test results can be used for indicating the duration of infection

| <u>PCR</u> | <u>Ab-Test</u> | <u>duration of infection (estimates)</u> |
|------------|----------------|--|
| pos | neg | <12d (or the animal died/sampled before 12d) |
| pos | pos | >12d (or the animal died/sampled after 12d) |
| neg | pos | >24d (or the animals was sampled after 24d) |





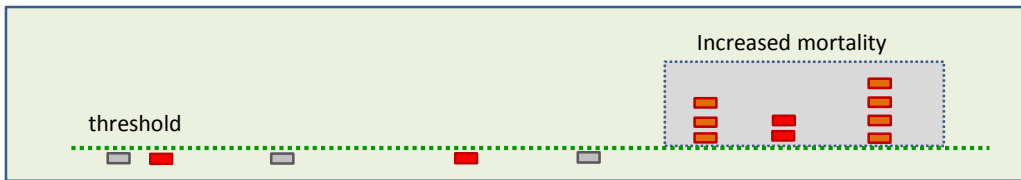


3/2015/17, April 2017, AHM, A.11



2.1.5. Sampling for laboratory investigations will be performed

- in case of clinical signs (such as fever or haemorrhagic lesions).
- Each week, virological testing of at least the first two death (post weaning pigs or pigs older than 2 months) in each production unit All dead pigs to be sampled and tested.
- Ante or post-mortem signs raising suspicion at home slaughtering at least within the area covered by Commission Decision 2014/709/EU.



ASF in a large commercial farm

~20.000 pigs

→ 8500 fatteners

→ 6500 weaners

→ 3100 piglets

→ 1600 Sows

→ 3 boars



Laura Zani



am 08.08.
 tote Schweine
 beprobt:
 Abt. 18
 1x PCR+

Abt. 15
 2x PCR+

am 09.08.
 15 Proben aus
 jedem Stallabteil
 von auffälligen
 Tieren:
 Abt. 19: 1x PCR+
 Abt. 20: 11x PCR+
 25 Sauen PCR+

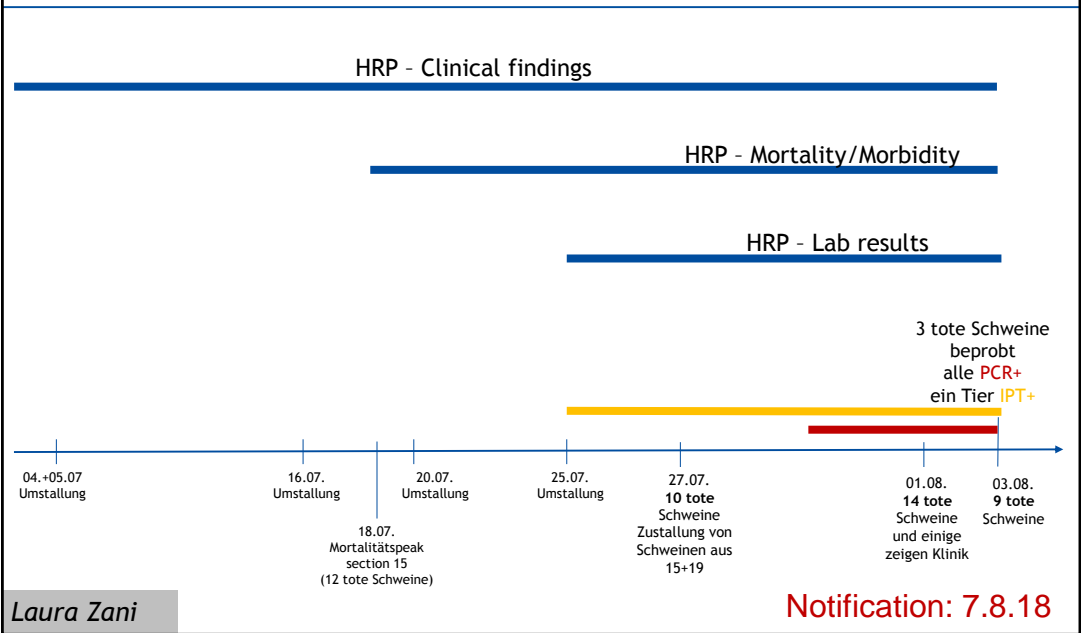
Laura Zani

Klinik



Laura Zani

High Risk Period



Laura Zani