



STATISTICS ON EXPORTED AND IMPORTED GOODS



MAIN CONTENTS

Legal basis

Statistical method on exported and imported goods

Statistical process on exported and imported goods



STATE STATISTICS ON CUSTOMS



Clause 1, Article 97, Law on Customs 2014: Statistics on exported and imported goods is the process of collecting, processing, summarizing, analyzing, popularizing and archiving statistical information on exported and imported goods carried out by the General Department of Customs



DEFINITION – LEGAL BASIS

Regulations on statistics on exported and imported goods as promulgated in the Law on Customs 2014

Article 97: Statistics on exported and imported goods

1. Statistics on exported and imported goods is the process of collecting, processing, summarizing, analyzing, forecasting, reporting, popularizing and archiving statistical information on exported and imported goods carried out by the General Department of Customs.

2. Statistical information on exported and imported goods is a product of statistical activity, including statistical data on exported and imported goods and analyses of these statistics.

3. The General Department of Customs shall publish publications on statistics on exported and imported goods.

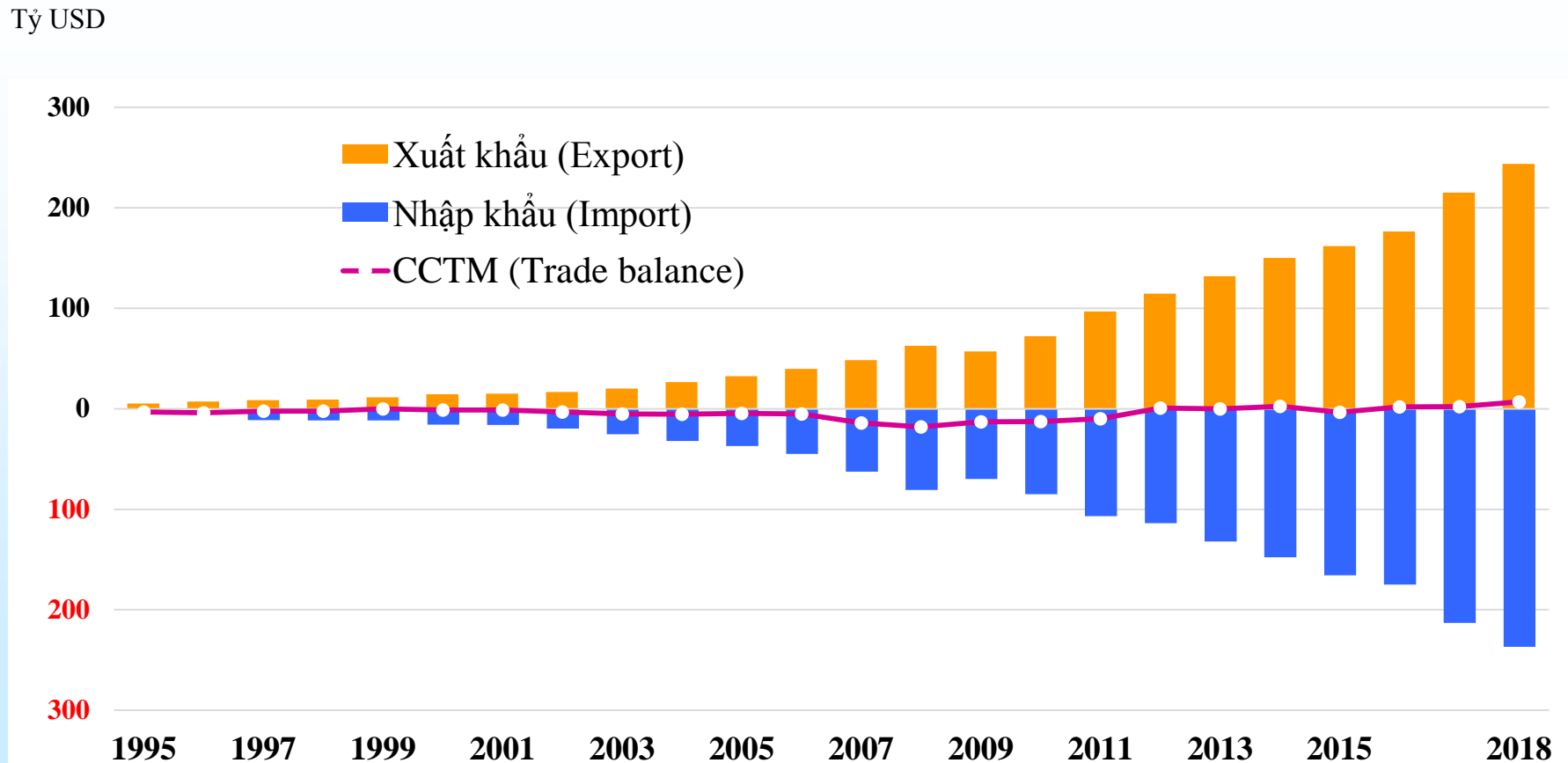
Article 98. Statistical reports on exported and imported goods

The General Department of Customs shall send to the Government and Ministry of Finance monthly statistical reports on exported and imported goods according to prescribed forms and reports on analysis and assessment of the exportation and importation of goods



ROLES OF STATISTICS ON EXPORTED AND IMPORTED GOODS

Export and import value of Viet Nam from 1995 to 2018

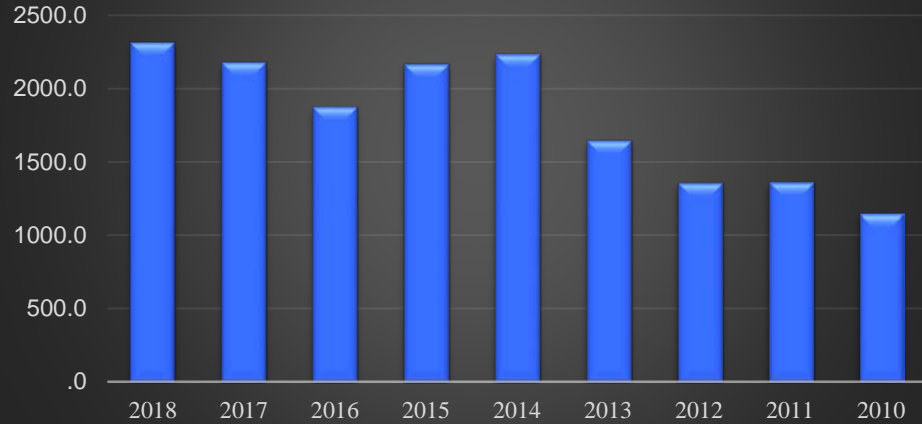




ROLES OF STATISTICS ON EXPORTED AND IMPORTED GOODS

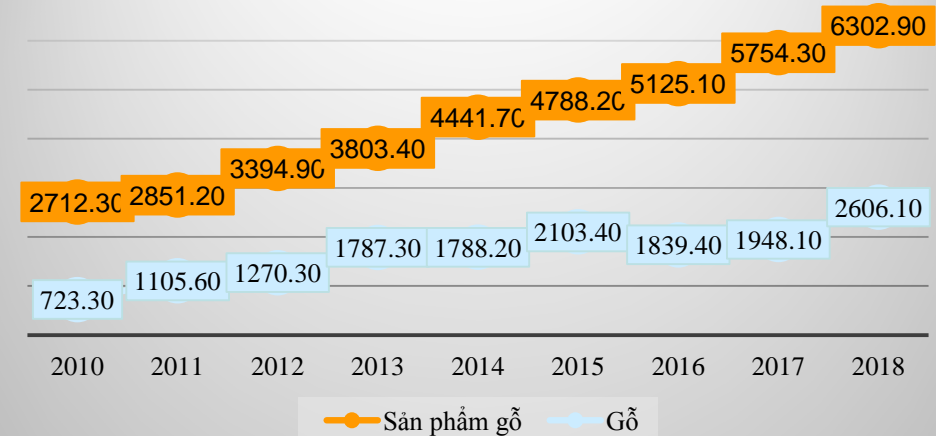
Importation of timber and timber products

Mil. USD



Unit: Mil. USD

Export





Sources of data

Customs declaration (Main source)

Customs declaration
for exported goods

Customs declaration
for imported goods

Relevant documents

Certificate of origin
(CO), value declaration,
...


Enterprises reports

Scope of statistics



Leave (export) and enter (import) the customs territory of Viet Nam

Decrease or increase material resources of Viet Nam



Temporarily enter or leave the customs territory of Viet Nam

Do not increase or decrease material resources of Viet Nam



Goods taken into account in statistics

Goods traded and exchanged by Vietnamese organizations, individuals with foreign organizations, individuals, including:

- a) Goods exported and imported under goods purchase and sale contracts;
- b) Goods exported and imported in the form of importing raw materials to produce goods for export;
- c) Goods exported and imported to perform processing contracts concluded with foreign countries;
- d) Goods exported and imported to implement investment projects;
- e) Goods traded in the form of temporary import for re-export, temporary export for re-import (excluding goods temporarily imported for re-export or temporarily exported for re-import within a certain period of time);



Statistical value of exported and imported goods

- Statistical value of exported and imported goods is the value developed by organizations, individuals performing statistical work for the purposes of statistical summary and report.
- General principle:
 - ❖ For imported goods: CIF
 - ❖ For exported goods: FOB



Statistical value of exported and imported goods (cont.)

Determination of value for each specific case

➤ For goods which are liable to duty


➤ For goods which are not liable to duty, are duty-free or exempted from duty:

- ❖ For imported goods: according to selling price at the first border gate of importation (CIF, DAF, DAP).
- ❖ For exported goods: according to actual selling price at the border gate of exportation (FOB, DAF, DAP).
- ❖ In case that statistical value of goods can not be determined, it shall be converted into the value based on FOB conditions (for exported goods) or based on CIF conditions (for imported goods)

Trading partner countries in statistics

- **For exported goods:** country or territory of final destination determined at the time of exportation, not including country or territory through which goods transit
- **For imported goods:** Country or territory of origin

Value of goods imported from Singapore into Viet Nam in 2018





Units of calculation, currencies and exchange rates used in statistics

Units of calculation in statistics on exported and imported goods

- According to regulations applicable to customs declaration forms
- When converting into other units of calculation of quantities for statistical purposes: based on gross weight, net weight, average unit price and other items on the declaration forms and relevant documents



Units of calculation, currencies and exchange rates used in statistics

Currencies and exchange rates used in statistics on exported and imported goods

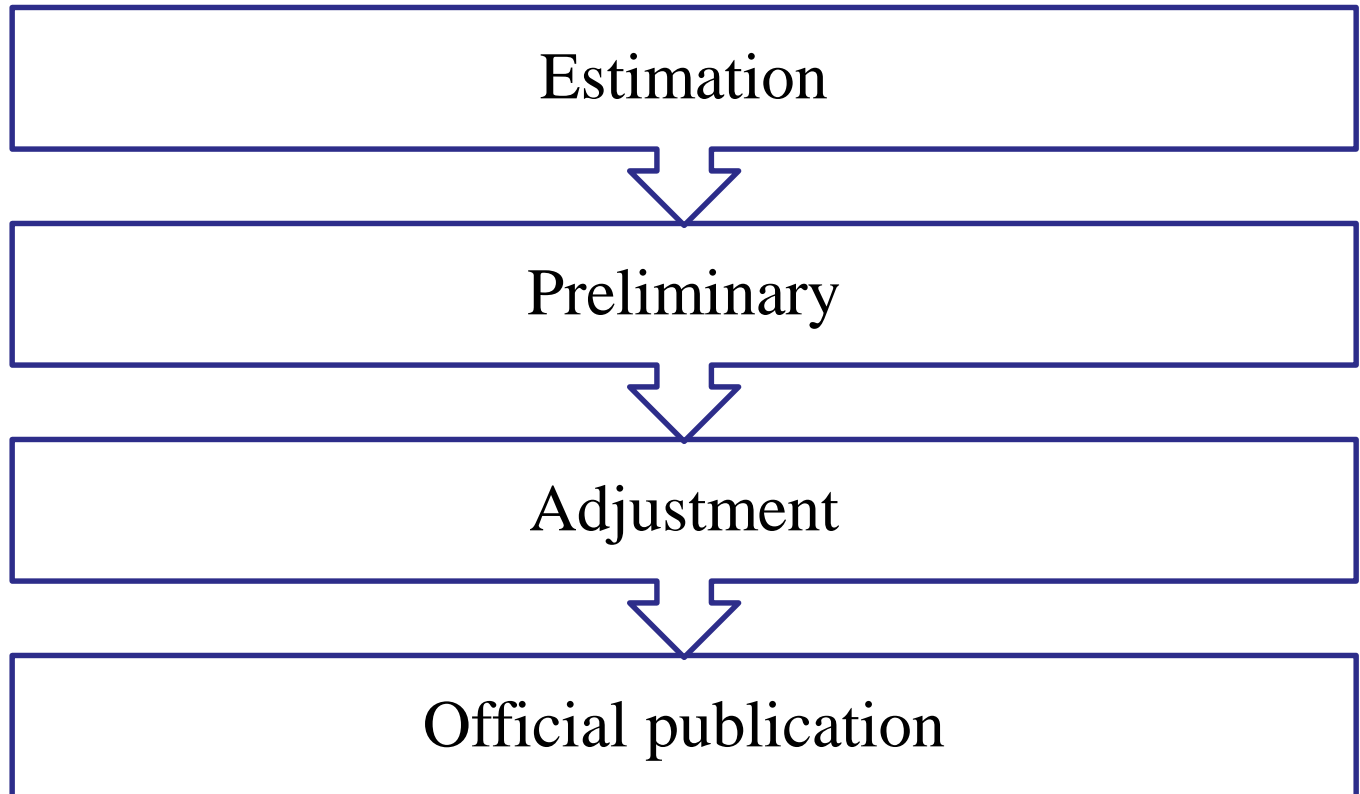
- Viet Nam Dong and US Dollar
- Other foreign currencies shall be converted into VND and USD based on average transaction exchange rate on the inter-bank foreign currency market announced by the State Bank of Viet Nam at the time of declaration registration



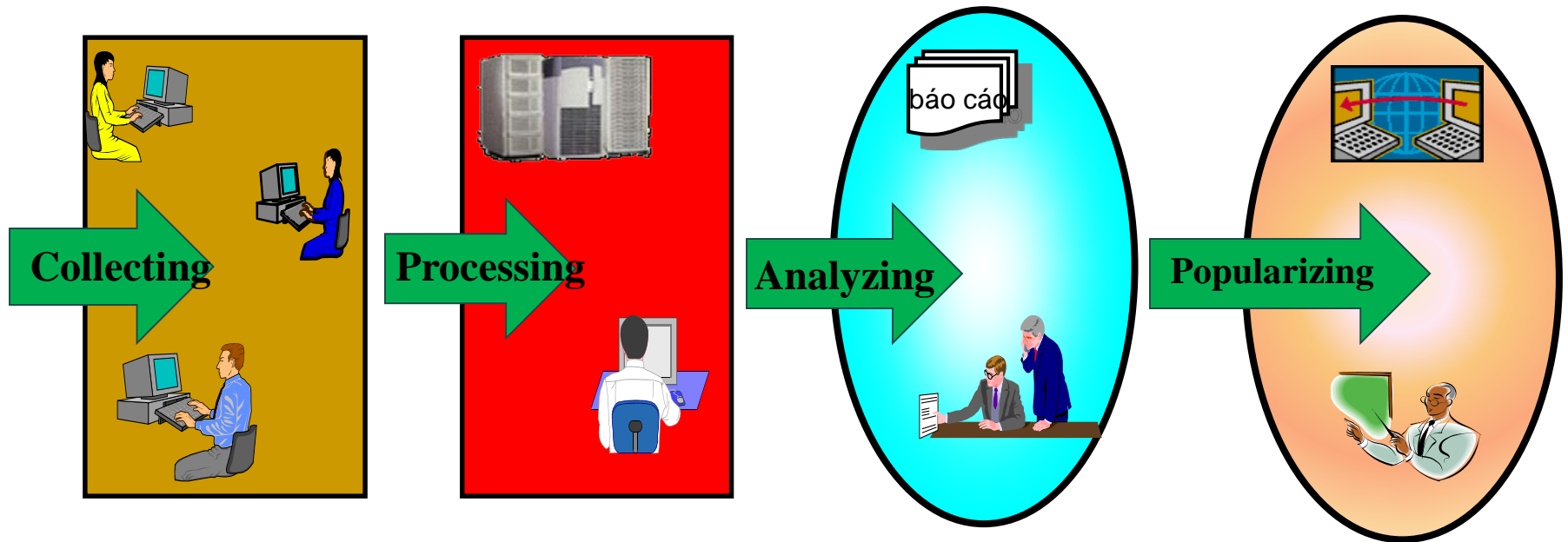
Adjustment of statistical information

Circular No. 168/2011/QĐ-BTC regulates:

Status of data includes



STATISTICAL PROCESS





*Regulation on
Coordination between General Department of Customs and
Administration of Forestry*

Ha Noi, 30 July 2018

Template 1

Data on exported forest products provided by the General Department of Customs

No.	HS code (8 digits)	Unit	Quantity	Value (USD)	Export country, territory	Port of export



TỔNG CỤC HẢI QUAN

CỤC CNTT&THỐNG KÊ HẢI QUAN

PHỤ LỤC I:

Kim ngạch xuất khẩu một số mã hàng tháng 2 năm 2019

Mã hàng	Đơn vị tính	Lượng	Trị giá (USD)	Nước/Vùng lãnh thổ xuất khẩu	Tên cửa khẩu
09061100			75.000	Bangladesh	DINH VU NAM HAI
44079590	M3	541	207.531	China	CANG CAT LAI (HCM)
44079590	M3	35	18.650	China	CANG TAN VU - HP
44079990	M3	2.539	892.017	China	CANG CAT LAI (HCM)
44079990	M3	993	311.559	China	CANG CONT SPITC
44079990	M3	123	154.429	China	CANG TIEN SA(D.NANG)
44079990	M3	224	11.224	China	PTSC DINH VU
44079990	M3	255	52.800	Korea (Republic)	CANG DINH VU - HP
44079990	M3	766	83.842	Taiwan	CANG TAN VU - HP
44079990	M3	903	74.238	Taiwan	CANG XANH VIP
94039090			53.057	United States of America	TM DL BINH DUONG
94039090			436.632	United States of America	TNHH XNK TAY NAM
Mã khác	USD		4.706.879		
Tổng cộng	USD		7.077.858		



TỔNG CỤC HẢI QUAN

CỤC CNTT&THÔNG KÊ HẢI QUAN

PHỤ LỤC II:

Kim ngạch nhập khẩu một số mã hàng tháng 2 năm 2019

Mã hàng	Đơn vị tính	Lượng	Trị giá (USD)	Nước/Vùng lãnh thổ xuất xứ	Tên cửa khẩu
09061100			271.776	China	CUA KHAU HOANH MO (QUANG NINH)
09061100			73.000	Indonesia	CANG CAT LAI (HCM)
44031190	M3	160	71.309	Japan	CANG CAT LAI (HCM)
44032190	M3	189	27.022	Germany	CANG DINH VU - HP
44032190			13.222	New Zealand	CANG CAT LAI (HCM)
44032190			30.670	United States of America	CANG CAT LAI (HCM)
44032190	M3	470	32.177	United States of America	CANG CAT LAI (HCM)
44032290	M3	105	15.149	Germany	CANG DINH VU - HP
44032290	M3	2.475	206.459	United States of America	CANG DONG NAI
44032590	M3	240	48.167	Japan	CANG QUI NHON(BDINH)
44032690	M3	132	30.708	Japan	CANG CAT LAI (HCM)
44034990	M3	72	41.875	Brazil	CANG QUI NHON(BDINH)
44039110	M3	64	35.131	United States of America	C CAI MEP TCIT (VT)
44039110	M3	280	95.618	United States of America	CANG CAT LAI (HCM)
44039190	M3	322	107.903	Belgium	CANG CAT LAI (HCM)
44039190	M3	39	16.226	Canada	CANG CAT LAI (HCM)
44039190	M3	58	21.328	Italy	CANG CAT LAI (HCM)
44039190	M3	1.038	388.511	United States of America	CANG CAT LAI (HCM)
44039190	M3	36	29.092	United States of America	CANG CONT SPITC
44039190	M3	57	11.029	United States of America	CANG DONG NAI
44039190	M3	350	108.921	United States of America	CANG QUI NHON(BDINH)
44039190	M3	181	89.043	United States of America	CANG VICT
94039090			32.111	Korea (Republic)	GREEN PORT (HP)
94039090			18.546	Nigeria	CANG CAT LAI (HCM)
Mã khác			1.254.062		
Tổng cộng			3.069.056		



TỔNG CỤC HẢI QUAN
CỤC CNTT&THỐNG KÊ HẢI QUAN

PHỤ LỤC III:
Kim ngạch nhập khẩu một số mã hàng tháng 2 năm 2019

Mã hàng	Tên doanh nghiệp	Trị giá (USD)
0906	Công ty Cổ phần Thương mại Thanh Anh	27.913
0906	Công ty TNHH Thương mại Gia Việt Sơn Hòa	242.013
4403	Công ty Cổ phần Xây dựng Việt Minh Kiến Cường	60.147
4403	Công ty Cổ phần Xây dựng Nhà ở Thành phố Hồ Chí Minh	122.460
4403	CÔNG TY CỔ PHẦN SỰ T - THƯƠNG MẠI - DU LỊCH THƯƠNG LONG	221.826
4403	Công ty Cổ phần Sự T Hiệp Tế Quốc Tế An Việt	96.662
4403	Công ty TNHH Thúc Phẩm Sài Thành Long	107.500
4403	Công ty TNHH Tiễn Lợi	1.002.999
4403	Công ty TNHH Tiễn Lợi Việt Nam	41.010
4403	CÔNG TY TNHH TM TL	1.336.804
4403	CÔNG TY TNHH TM VIỆT XNK QUỐC NGÃ C	51.327
4403	Công ty TNHH Trang Tuấn	207.269
4403	Công ty TNHH Trung Minh	215.763
4403	Công ty TNHH Trữ Thụ Dịch vụ	832.247
4403	CÔNG TY TNHH V&H	51.753
4403	Công ty TNHH Việt Nam Mạng Giải pháp Công nghệ Thuật Pro-Concepts	114.976
4403	CÔNG TY TNHH VIỆT XUẤT NHẬP KHẨU GIỚI THIỆU D-NG	399.842
4403	CÔNG TY TNHH VENEER VIỆT VIỆT	1.068.576
4405	CÔNG TY CỔ PHẦN TẬP SỰ DABACO VIỆT NAM	38.324
4407	Công ty Cổ phần Xây dựng Nhà ở Thành phố Hồ Chí Minh	99.000
4407	CÔNG TY CỔ PHẦN XÂY DỰNG PHỐC THƯƠNG	13.646
4408	CÔNG TY CỔ PHẦN XÂY DỰNG KIẾN TRÚC AA	82.800
4408	Công ty TNHH Mát Thành Việt Thương mại Sài Gòn Xuất Nhập khẩu Gỗ Song Trữ	16.125
4408	CÔNG TY TNHH WHITTIER WOOD PRODUCTS (VIỆT NAM)	55.058
4408	CÔNG TY TNHH SỰ T THƯƠNG MẠI XUẤT NHẬP KHẨU TUẤN M.	275.885
4410	CÔNG TY CỔ PHẦN GIỚI AN CƯỜNG	108.635
4410	Công ty Cổ phần Sài Gòn Thương mại Việt Nam	56.411
9403	CÔNG TY TRƯỞNG NHIỆM HỒ TỬ HỒN THEODORE ALEXANDER HCM	42.632
9403	Trên Hồ Tầm Hồ Thương mại	34.212
	Doanh nghiệp khác	1.388.854
	Tổng cộng	8.412.667

THANK YOU