



GIIEWS Country Brief

The Republic of Ecuador

Reference Date: 31-March-2023

FOOD SECURITY SNAPSHOT

- Planting of 2023 main maize crop nearing completion
- Above-average cereal import requirements forecast in 2022/23 marketing year
- Annual food inflation rate estimated high at 5 percent in February 2023

Planting of 2023 main maize crop nearing completion

After a delayed start due to the late onset of seasonal rains, planting of the 2023 main season yellow maize crop is still ongoing. Torrential rains in March have affected seedlings in localized areas of the central coastal region, where some replanting may be required. Overall, emerging crops show good vegetative conditions in the key producing departments of Los Ríos, Manabí and Guayas. The planted area with the main maize crop is expected to rise to an above-average level, reflecting farmgate prices that, in February, were officially estimated to be 5 percent higher than a year earlier mainly due to the strong demand by the domestic feed industry. The year-on-year decline of the price of urea, the most utilized fertilizer, also supported the expansion of sowings. In addition, the government is [subsidizing prices of urea by half](#) for 27 000 smallholder farmers from March to June 2023, with the total budget of USD 9 million.

The 2023 main paddy crop is at vegetative and flowering stages and shows overall favourable conditions. Weather forecasts point to above-average rainfall amounts in the April to June period over the major cereal producing coastal areas. If heavy rains materialize, a close monitoring of pest infestations is required.

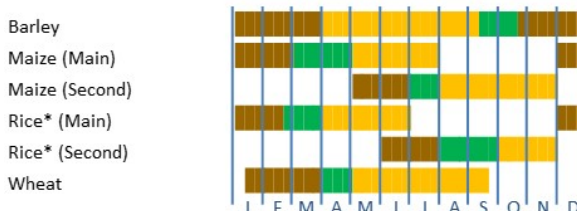
Above-average cereal import requirements forecast in 2022/23 marketing year

Cereal import requirements, mostly wheat grain, are forecast at an above-average level of 1.65 million tonnes in the 2022/23 marketing year (July/June). The high import needs mainly reflect strong domestic demand for wheat for food and feed use, especially by shrimp and poultry farming. Despite recent outbreaks of avian influenza, the poultry sector is forecast to remain stable in 2023.

Ecuador

Crop Calendar

(*major foodcrop)



Sowing

Growing

Harvesting

Ecuador

Cereal Production

	2017-2021 average	2021	2022 estimate	change 2022/2021
	000 tonnes			percent
Maize	1 507	1 742	1 600	-8.2
Rice (paddy)	1 115	1 207	1 015	-15.9
Sorghum	15	16	15	-6.3
Others	23	26	28	6.1
Total	2 661	2 991	2 658	-11.1

Note: Percentage change calculated from unrounded data.

Annual food inflation rate estimated high at 5 percent in February 2023

Although inflation has been declining since July 2022, the annual inflation rate of food items remained high at 5.2 percent in February 2023, compared to 2.7 percent a year earlier. As an effort to contain increases in living costs, the government lowered the fixed prices of regular gasoline and diesel from USD 2.55 and USD 1.9/gallon to [USD 2.45](#) and [USD 1.8/gallon](#), respectively, in June 2022.

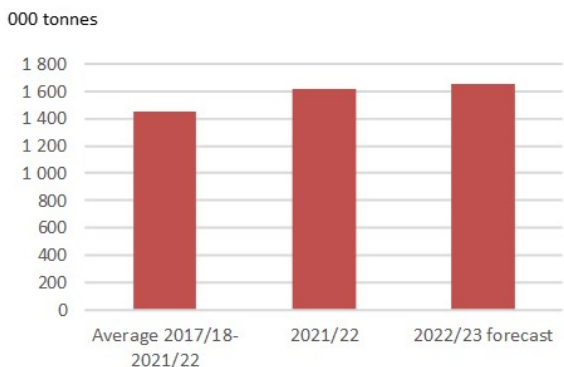
Prices of wheat flour remained unchanged during the first two months of 2023 following the stabilization of international wheat quotations. However, prices in February 2023 were well above those a year earlier, as elevated international prices exerted strong upward pressure on domestic markets. With regard to rice, wholesale prices have been stable since June 2022, reflecting adequate market supplies. Prices of yellow maize have been generally stable after declining between August and October 2022 with the harvest of the minor crop. As of February 2023, maize prices were slightly above their year-earlier levels, reflecting the decline in the 2022 harvest.

Disclaimer: The designations employed and the presentation of material in this information product do not imply the expression of any opinion whatsoever on the part of FAO concerning the legal status of any country, territory, city or area or of its authorities, or concerning the delimitation of its frontiers or boundaries.

This brief was prepared using the following data/tools:
 FAO/GIEWS Country Cereal Balance Sheet (CCBS) <https://www.fao.org/giews/data-tools/en/>.
 FAO/GIEWS Food Price Monitoring and Analysis (FPMA) Tool <https://fpma.fao.org/>.
 FAO/GIEWS Earth Observation for Crop Monitoring <https://www.fao.org/giews/earthobservation/>.
 Integrated Food Security Phase Classification (IPC) <https://www.ipcinfo.org/>.

Ecuador

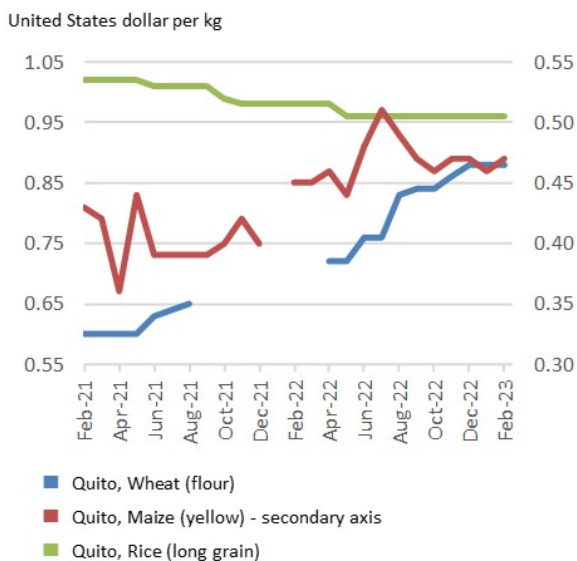
Cereals Imports



Note: Includes rice in milled terms. Split year refers to individual crop marketing years (for rice, calendar year of second year shown).

Ecuador

Selected wholesale prices





GIEWS Country Brief Ecuador

Reference Date: 15-June-2022

FOOD SECURITY SNAPSHOT

- Harvest of 2022 main season maize and paddy crops ongoing
- Cereal import requirements forecast slightly above average in 2022/23 marketing year
- Cereal prices higher year on year in May 2022
- Impacts of high international prices of fertilizers on crop production and food security

Harvest of 2022 main season maize and paddy crops ongoing

Harvesting of the 2022 main season maize and paddy crops is ongoing under favourable weather conditions. Production is anticipated at slightly a below-average level as high production costs constrained the initial farmers' intention to increase the planted area, which had resulted from higher year-on-year producer prices at planting time. Prices of agricultural inputs rose sharply in the second half of 2021 and continued to rise during the first four months of 2022. In April 2022, prices of fertilizers were more than double compared to a year earlier, while prices of herbicides increased by about 30 percent. Yields are expected to be below average, reflecting low precipitation amounts last February in key producing provinces of Guayas and Los Rios. In addition, a fungal disease called tar spot (*mancha de asfalto*) reportedly affected maize crops, with negative effects on yields.

Planting operations of the mostly irrigated minor maize and paddy crops are underway. Precipitation amounts are forecast at average levels in the June-August period, boosting yield prospects. The government decided to increase the purchasing prices of yellow maize and paddy crops by 7 and 8 percent, respectively, year on year. However, given the very high production costs, it is not guaranteed that this measure could prompt an increase in plantings.

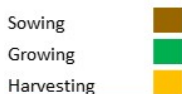
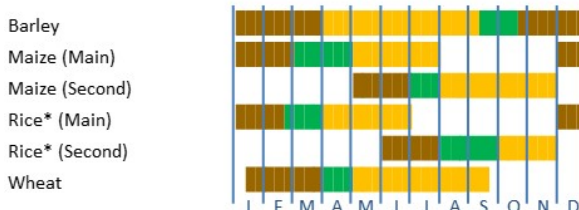
Cereal import requirements forecast slightly above average in 2022/23 marketing year

Cereal import requirements, mostly wheat grain, are forecast at a slightly above-average level of 1.53 million tonnes in the 2022/23 marketing year (July/June). However, high international prices of cereals may constrain the expected increase in imports, which were at above-average levels between 2019 and 2021. The high import needs mainly reflect strong domestic demand for wheat for food and feed use, especially by shrimp and poultry farming.

Ecuador

Crop Calendar

(*major foodcrop)



Source: FAO/GIEWS.

Ecuador

Cereal Production

	2017-2021	2021	2022	change
	average			2022/2021
	000 tonnes			percent
Maize	1 513	1 742	1 480	-15.0
Rice (paddy)	702	760	680	-10.5
Sorghum	16	16	15	-6.3
Others	19	26	27	2.3
Total	2 249	2 545	2 202	-13.5

Note: percentage change calculated from unrounded data.

Source: FAO/GIEWS Country Cereal Balance Sheet.

Cereal prices higher year on year in May 2022

After being stable during the first four months of 2022, prices of yellow maize rose in May despite the ongoing harvest. They were more than 10 percent higher year on year in the key producing Manabí Province, reflecting elevated production costs.

Prices of wheat flour in May were 20 percent above year-earlier levels. This is mainly due to high wheat prices in Canada and the United States of America, the country's main wheat suppliers, where the 2021 production was below average on account of unfavourable weather conditions. The conflict in Ukraine has exacerbated the increase in international wheat prices since February 2022.

Wholesale prices of rice have been increasing since last January, following increasing production costs. As of May, they were 20 percent higher than a year earlier, when abundant harvests kept prices at low levels.

Impacts of high international prices of fertilizers on crop production and food security

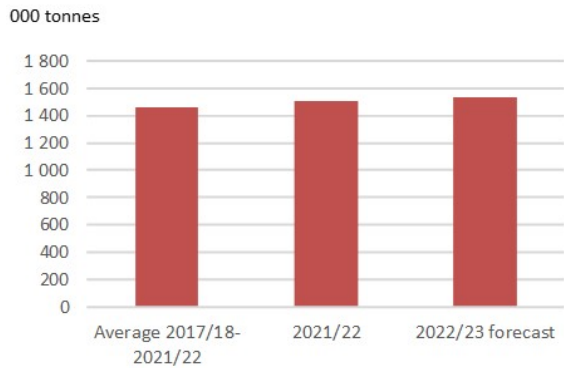
During the 2019-2021 period, the country's half of total fertilizers imports originated from the Russian Federation and China (mainland). The upsurge of international prices of fertilizers, stemming from increasing prices of natural gas (the key input for production of fertilizers) and export restrictions introduced by major exporters, contributed to the rise in prices of agricultural inputs in domestic markets. The high prices of fertilizers may induce farmers to reduce their application rates, resulting in low yields of cereal and horticultural crops. As the country is a net food exporter, a decrease in agricultural production could curb farming households' income-generating opportunities.

Inflation is generally lower than the regional average, with the country's annual inflation rate of food items at 4 percent May. This is due to the government's subsidies on regular gasoline and diesel, which has been fixed at [USD 2.55 and USD 1.9/gallon since October 2021](#). The expected higher export revenue, supported by elevated international prices of petroleum, are likely to be directed in part to cover subsidies on these products.

Disclaimer: The designations employed and the presentation of material in this information product do not imply the expression of any opinion whatsoever on the part of FAO concerning the legal status of any country, territory, city or area or of its authorities, or concerning the delimitation of its frontiers or boundaries.

Ecuador

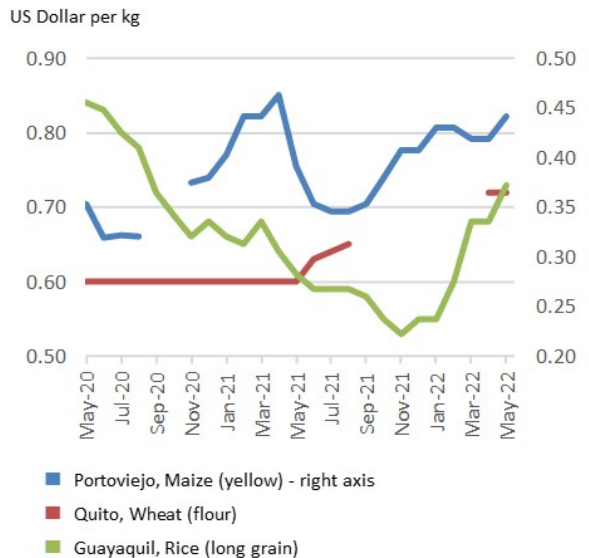
Cereals Imports



Notes: Includes rice in milled terms. Split year refers to individual crop marketing years (for rice, calendar year of second year shown).
Source: FAO/GIEWS Country Cereal Balance Sheets.

Ecuador

Selected wholesale prices



Source: FAO/GIEWS Food Price Monitoring and Analysis Tool.



GIEWS Country Brief Ecuador

Reference Date: 20-July-2021

FOOD SECURITY SNAPSHOT

- Harvesting of main season maize crop ongoing under favourable conditions
- Cereal import requirements in 2021/22 marketing year forecast at high levels
- Prices of yellow maize and rice declined seasonally in second quarter of 2021
- Rising concerns on food security conditions of most vulnerable households

Harvesting of main season maize crop ongoing under favourable conditions

Harvesting of the 2021 main season paddy crop was recently completed in June. Production is estimated at slightly below the average, mainly reflecting reduced plantings that were driven by low prices due to ample carryover stocks.

The ongoing harvest of the main maize crop will finalize at the end of July and production is expected at an above-average level. Favourable rains between March and June 2021 improved previous soil moisture deficits that slightly delayed planting operations. Yields of the already harvested crops in key producing provinces of Guayas, Manabí and Los Rios are reportedly above the average.

Planting of the minor season maize and paddy crops is ongoing under favourable weather conditions. Precipitation amounts are forecast at average levels in the August-October period, which are likely to boost crop yields.

Cereal import requirements in 2021/22 marketing year forecast at high levels

Cereal import requirements, mostly wheat grain, are forecast at an above-average level of 1.55 million tonnes in the 2021/22 marketing year (July/June). The high import needs mainly reflect the strong domestic demand for wheat for food and feed use, especially by shrimp farming.

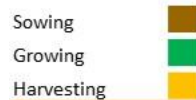
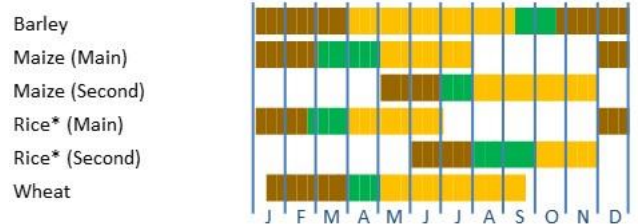
Prices of yellow maize and rice declined seasonally in second quarter of 2021

Prices of yellow maize declined seasonally between April and June due to the commercialization of the above-average 2021 main season harvest. However, prices were still over 10 percent higher year on year in June 2021, following sharp gains during

Ecuador

Crop Calendar

(*major foodcrop)



Source: FAO/GIEWS.

Ecuador

Cereal Production

	2016-2020	2020	2021	change
	average			forecast
000 tonnes				
				percent
Maize	1 327	1 305	1 450	11.1
Rice (paddy)	1 120	1 072	1 045	-2.6
Barley	15	12	13	8.3
Others	21	21	22	4.8
Total	2 484	2 410	2 530	5.0

Note: percentage change calculated from unrounded data.

Source: FAO/GIEWS Country Cereal Balance Sheet.

the first two months of 2021 driven by concerns over the impact of dryness on the main crop planting. Reduced market supplies from the below-average production in 2020 also exerted upward pressure.

Wholesale prices of rice have followed a downward trend since mid-2020 and, as of June 2021, they were about 15 percent lower year on year, reflecting an abundant supply in most markets.

Rising concerns on food security conditions of most vulnerable households

According to FAO's [State of Food Security and Nutrition in the World \(SOFI\) 2021](#), the prevalence of moderate or severe food insecurity in the total population increased from 20.7 percent in 2014-2016 to 32.7 percent in 2018-2020. The worsening of food security took place amid a sharp contraction in the Gross domestic product (GDP) by 9 percent in 2020. The International Monetary Fund (IMF) forecasts an increase in GDP by 2 percent in 2021 and the slow economic recovery reflects the lingering effects of the COVID-19 pandemic, including a significant decline in private investments, widespread job losses and large fiscal deficits.

Concerns arise on the food security conditions of most vulnerable households that are highly reliant on the informal economy. In order to improve the access to food, the government delivered a subsidy of USD 120 to 480 000 households during the first semester of 2021 under the cash transfer programme [Bono de protección familiar](#). In March 2021, the government launched also a new programme ([Bono de alivio al desempleo](#)) with the aim to deliver a one-off grant of USD 500 to 550 000 people who lost their job in 2020.

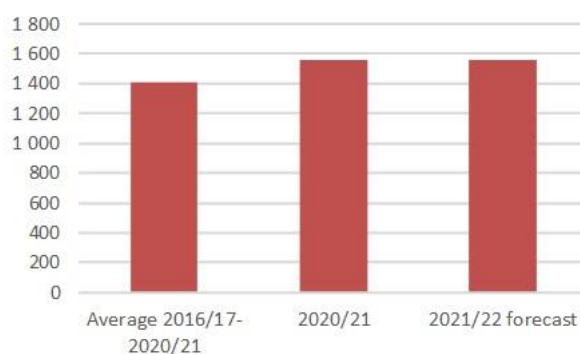
Reduced economic activities amid the implementation of COVID-19 containment measures negatively affected the food security situation of Venezuelan refugees and migrants hosted in the country. According to the survey conducted by the [World Food Programme \(WFP\) in early 2021](#), about 60 percent of the Venezuelan migrants in the country are estimated to be severely and moderately food insecure.

Disclaimer: The designations employed and the presentation of material in this information product do not imply the expression of any opinion whatsoever on the part of FAO concerning the legal status of any country, territory, city or area or of its authorities, or concerning the delimitation of its frontiers or boundaries.

Ecuador

Cereals Imports

000 tonnes

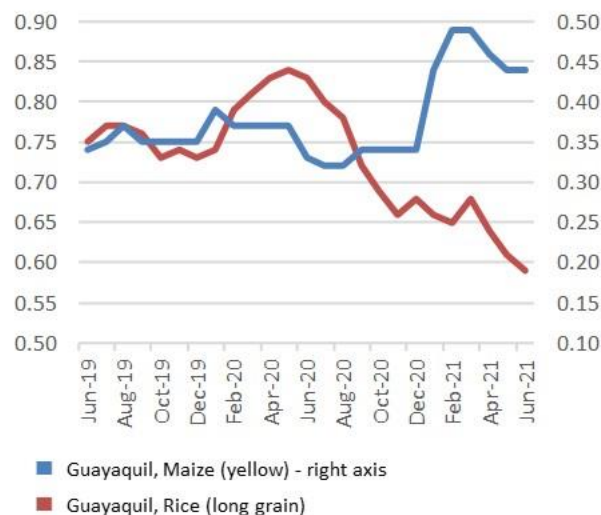


Note: Includes rice in milled terms. Split year refers to individual crop marketing years (for rice, calendar year of second year shown).
Source: FAO/GIEWS Country Cereal Balance Sheets.

Ecuador

Selected wholesale prices

US Dollar per kg



Source: FAO/GIEWS Food Price Monitoring and Analysis Tool.



GIEWS Country Brief Ecuador

Reference Date: 10-March-2021

FOOD SECURITY SNAPSHOT

- Unfavourable weather forecasts raise concerns on yields of 2021 main season crops
- Production of 2020 cereal estimated slightly below average
- Cereal import requirements in 2020/21 marketing year anticipated at average levels
- Prices of yellow maize soared in January and were higher year on year
- Food security conditions of vulnerable households expected to deteriorate

Unfavourable weather forecasts raise concerns on yields of 2021 main season crops

Following a delayed start and slightly below-average rainfall amounts in early January, planting of the 2021 main season maize and paddy crops is nearing completion. The planted area with the main season maize crop is expected to increase from the low level recorded in 2020 due to the high prices of the grain during the planting period. By contrast, plantings of the main season paddy crop are anticipated at below-average levels mainly reflecting the low prices of rice. The weather outlook for the March-May 2021 period points to below-average rainfall amounts in key growing coastal areas which could adversely affect yields of the crops at critical flowering and grain filling stages.

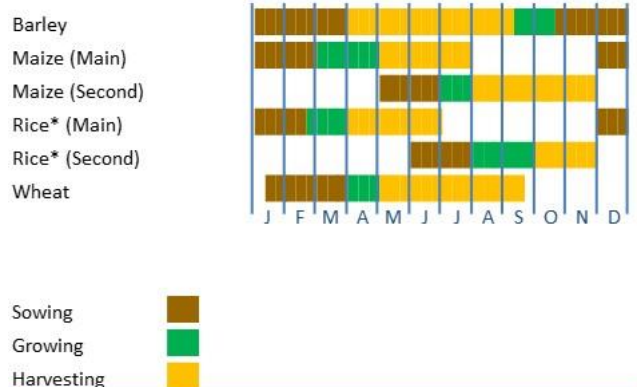
Production of 2020 cereal estimated slightly below average

Aggregate cereal production in 2020 is estimated at 2.5 million tonnes, higher than the low output in 2019 but slightly below the previous five-year average. Production of maize in 2020 is estimated at an average level of 1.45 million tonnes as the contraction in planted area was nearly offset by above-average yields. Production of paddy in 2020 is estimated at 1.1 million tonnes, with a significant recovery from the reduced level in 2019 driven by an expansion in planted area. However, the output remains below the average due to dry weather conditions during the first quarter of 2020 that reduced yields of the main winter season crop.

Ecuador

Crop Calendar

(*major foodcrop)



Source: FAO/GIEWS.

Ecuador

Cereal Production

	2015-2019	2019	2020	change
	average		estimate	2020/2019
	000 tonnes			percent
Maize	1 441	1 480	1 450	-2.0
Rice (paddy)	1 171	882	1 050	19.0
Barley	15	12	12	0.0
Others	20	23	21	-8.7
Total	2 647	2 397	2 533	5.7

Note: percentage change calculated from unrounded data.

Source: FAO/GIEWS Country Cereal Balance Sheet.

Cereal import requirements in 2020/21 marketing year anticipated at average levels

Cereal import requirements, mostly wheat grain, are forecast at a near-average level of 1.3 million tonnes in the 2020/21 marketing year (July/June), a 13 percent yearly decrease mainly reflecting large carryover stocks from the 2019 record imports.

Prices of yellow maize soared in January and were higher year on year

Wholesale prices of yellow maize surged in January 2021, with seasonal trends exacerbated by concerns on the effects of dry weather conditions on the main season maize crop. Prices were, on average, about 10 percent above their year-earlier levels in the main markets. By contrast, wholesale prices of rice weakened in January 2021 and were on average 7 percent below their levels a year ago as markets were well supplied following the commercialization of the 2020 minor season output harvested during the last quarter of 2020.

Food security conditions of vulnerable households expected to deteriorate

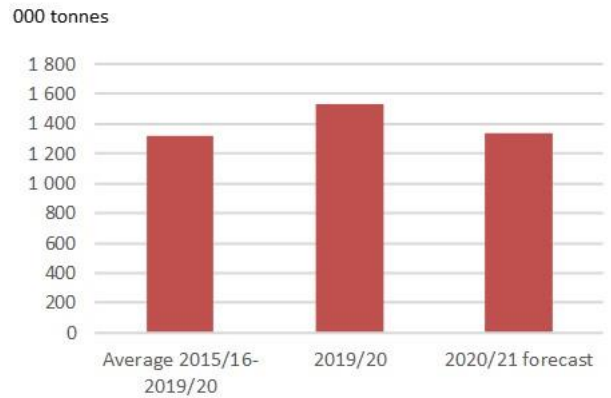
The Economic Commission for Latin America and the Caribbean (ECLAC) of the United Nations estimates a negative Gross Domestic Product growth of 9 percent in 2020, higher than the average of Latin America (7.7 percent). This reflects the adverse effects of the COVID-19 pandemic on the economy, exacerbated by a decline in oil revenue in 2020. The economic downturn is likely to result in worsening food insecurity conditions of the most vulnerable households. In order to improve the access to food in 2021, the Government has extended the [Bono de protección familiar](#), which delivers a one-off grant of USD 120 to the 480 000 households during the first months of 2021.

The reduced economic activity and the implementation of COVID-19 containment measures negatively affected the food security conditions of refugees and migrants from neighbouring countries. As of February 2021, an estimated 415 000 Venezuelan refugees and migrants were living in the country. According to the World Food Programme (WFP), more than 70 percent of the Venezuelan migrants in the country are estimated to be severely and moderately food insecure.

Disclaimer: The designations employed and the presentation of material in this information product do not imply the expression of any opinion whatsoever on the part of FAO concerning the legal status of any country, territory, city or area or of its authorities, or concerning the delimitation of its frontiers or boundaries.

Ecuador

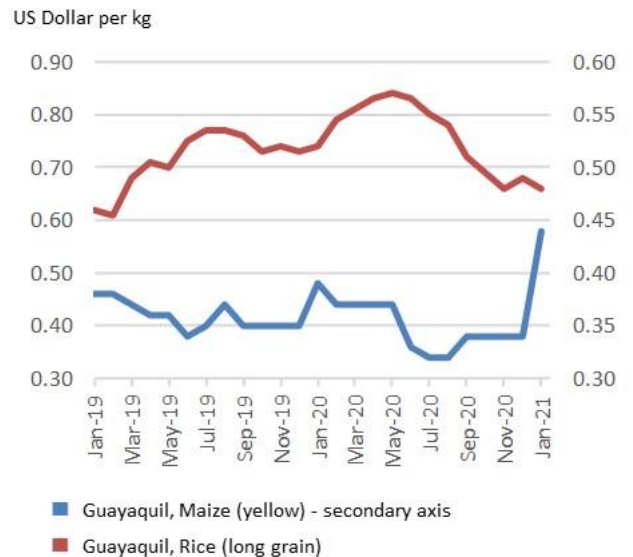
Cereals Imports



Note: Includes rice in milled terms. Split year refers to individual crop marketing years (for rice, calendar year of second year shown).
Source: FAO/GIEWS Country Cereal Balance Sheets.

Ecuador

Selected wholesale prices



Source: FAO/GIEWS Food Price Monitoring and Analysis Tool.



GIEWS Country Brief Ecuador

Reference Date: 14-September-2020

FOOD SECURITY SNAPSHOT

- Production of 2020 maize crops anticipated at above-average level due to good yields
- Cereal import requirements in 2020/21 marketing year anticipated at high levels
- Prices of yellow maize and rice declined seasonally in June-August period
- Food security expected to deteriorate due to effects of COVID-19 pandemic

Production of 2020 maize crops anticipated at above-average level due to good yields

Harvesting of the 2020 minor maize crop, which accounts for 20 percent of the annual production, is ongoing in the key growing centralwestern regions. According to satellite imagery, crops are in good condition due to beneficial rains during the cropping season.

Production of the 2020 main season maize crop, completed in July, is estimated to have increased further from the good volume obtained last year on account of good yields. Improved rainfall amounts in the February-April period replenished soil moisture deficits at the start of planting operations in January in the key producing province of Guayas. In the other main producing regions, beneficial weather conditions favoured grain-filling of the mostly rainfed crop.

Aggregate maize production in 2020 is forecast at 1.5 million tonnes, a slight increase compared to the previous year's level and about 5 percent above the five-year average reflecting above-average yields.

Harvesting of the 2020 minor season paddy crop, mostly irrigated, will start in October. Production prospects are favourable due to an expansion of the planted area, instigated by adequate supplies of water for irrigation at planting time in the key growing province of Guayas. As the main season crop, harvested in the second quarter of 2020, was affected by scarce precipitation amounts, the aggregate production of paddy in 2020 is forecast at 1.1 million tonnes, slightly below the five-year average.

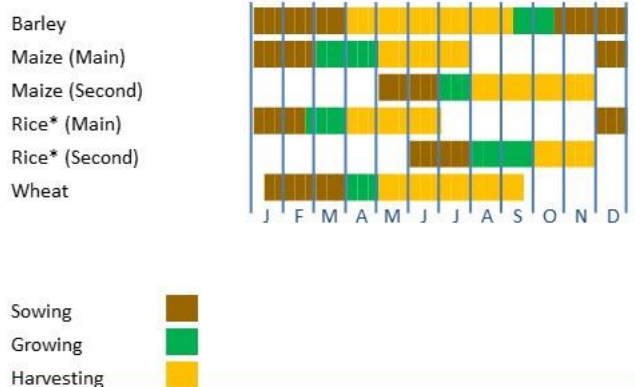
Cereal import requirements in 2020/21 marketing year anticipated at high levels

Cereal import requirements, mostly wheat grain, are forecast at 1.38 million tonnes in the 2020/21 marketing year (July/June),

Ecuador

Crop Calendar

(*major foodcrop)



Source: FAO/GIEWS.

Ecuador

Cereal Production

	2015-2019 average	2019	2020 forecast	change 2020/2019 percent
	000 tonnes			
Maize	1 441	1 480	1 500	1.4
Rice (paddy)	1 171	882	1 050	19.0
Barley	15	12	12	0.0
Others	20	23	21	-8.7
Total	2 647	2 397	2 583	7.8

Note: percentage change calculated from unrounded data.

Source: FAO/GIEWS Country Cereal Balance Sheet.

slightly higher than the previous five-year average, reflecting sustained demand of wheat grain for both food and feed (shrimp) use.

Prices of yellow maize and rice declined seasonally in June-August period

Prices of yellow maize started to decline in June as the main season harvest improved market availabilities. As of August, prices were more than 10 percent lower year on year due to the good harvests obtained in 2020. Prices of rice also declined in the June-August period in line with seasonal trends and they were similar their levels in August 2019.

Food security expected to deteriorate due to effects of COVID-19 pandemic

According to the Economic Commission for Latin America and the Caribbean (ECLAC) of the United Nations, the economic effects of the COVID-19 pandemic containment measures are expected to result in a negative Gross Domestic Product growth by 9 percent in 2020.

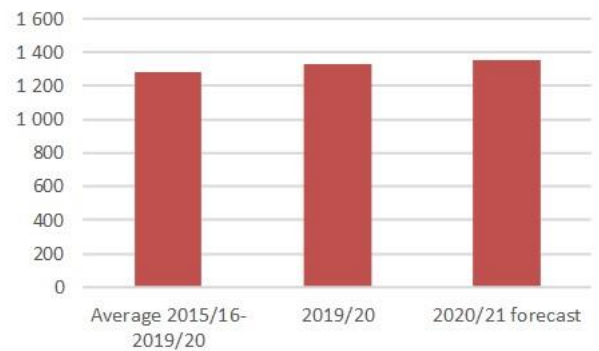
The anticipated economic downturn is likely to result in an increase in food insecurity of the households that predominantly rely on daily wages from the informal sector as well as of Venezuelan and Colombian refugees and migrants. In the April-June period, the Government provided basic food items to poor households and delivered a one-off USD 120 grant to nearly 1 million households through the contingency cash transfer *Bono de protección familiar*.

Disclaimer: The designations employed and the presentation of material in this information product do not imply the expression of any opinion whatsoever on the part of FAO concerning the legal status of any country, territory, city or area or of its authorities, or concerning the delimitation of its frontiers or boundaries.

Ecuador

Cereals Imports

000 tonnes

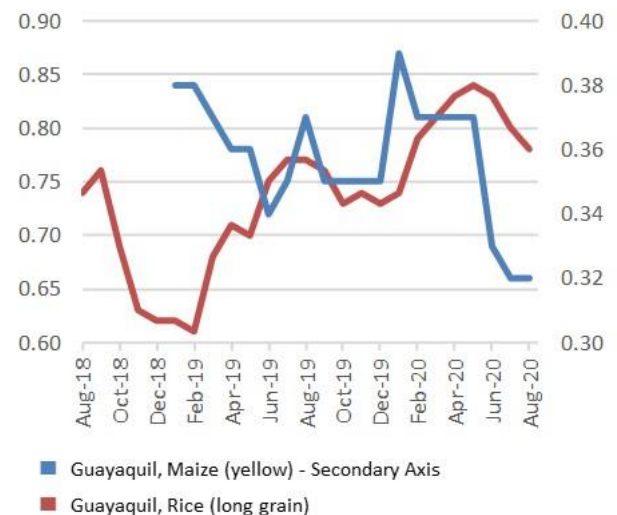


Note: Includes rice in milled terms. Split year refers to individual crop marketing years (for rice, calendar year of second year shown).
Source: FAO/GIEWS Country Cereal Balance Sheets.

Ecuador

Selected wholesale prices

US Dollar per kg



Source: FAO/GIEWS Food Price Monitoring and Analysis Tool.



GIEWS Country Brief Ecuador

Reference Date: 06-May-2020

FOOD SECURITY SNAPSHOT

- Dry weather conditions in first quarter of year likely to affect yields of 2020 main cereal crops
- Below-average 2019 cereal production due to reduced maize output
- Cereal import requirements in 2019/20 marketing year forecast at above-average level
- Prices of rice rising and higher year on year

Dry weather conditions in first quarter of year likely to affect yields of 2020 main cereal crops

Harvesting of the 2020 main season maize crop has just started and output is preliminarily forecast at a below-average level. Planted area is estimated at a below-average level, showing a contraction for the second consecutive year as farmers shifted to more profitable horticultural crops. The contraction in plantings was further exacerbated by reduced soil moisture content during planting operations across the country. The dry conditions persisted in the developing and flowering stages especially in the key producing provinces of Guayas and Manabí, likely affecting crop yields. If soil moisture deficits are not restored in time for the planting of the minor season crop in June, it may impact negatively on seed germination.

Planting of the 2020 main season paddy crop, mostly rainfed, was completed in March and the harvest of the early planted crops is expected to start in early May. The rainfall deficits at the beginning of the year caused delays in planting operations and affected crop germination, lowering production prospects.

Below-average 2019 cereal production due to reduced maize output

The 2019 aggregate cereal output, mainly maize and paddy, is estimated at 2.6 million tonnes, 7 percent below the average, reflecting a below-average production of maize.

The low level of maize production is due to below-average plantings and low yields of the main season crop affected by excessive rainfalls at maturation stage.

The 2019 paddy production is estimated to be average. The output of the minor season, cultivated under irrigation, grew for the fifth consecutive year and offset a contraction of the main season harvest.

Ecuador

Crop Calendar

(*major foodcrop)



Sowing
Growing
Harvesting

Source: FAO/GIEWS.

Ecuador

Cereal Production

	2014-2018 average	2018	2019 estimate	change 2019/2018
	000 tonnes			percent
Maize	1 479	1 324	1 310	-1.1
Rice (paddy)	1 299	1 500	1 300	-13.3
Barley	15	14	12	-12.2
Others	20	20	24	17.7
Total	2 813	2 858	2 646	-7.4

Note: percentage change calculated from unrounded data.

Source: FAO/GIEWS Country Cereal Balance Sheet.

Cereal import requirements in 2019/20 marketing year forecast at above-average level

Cereal import requirements in the 2019/20 marketing year (July/June) are forecast at 1.3 million tonnes, 10 percent higher than the five-year average. The increase mainly reflects the strong demand of wheat, which is largely imported to satisfy domestic consumption needs, for both food and feed (shrimp) use.

Prices of rice rising and higher year on year

Prices of yellow maize in most markets held steady in February and March 2020, with the start of the main season harvest. Overall, prices in March were around their year-earlier values, reflecting adequate market supplies.

Prices of rice in the main producing region of Guayas increased significantly for the second consecutive month in March and were nearly 20 percent higher than a year earlier. The upward pressure was driven by the strong import demand from Colombia, compounded by concerns over the negative impact of unfavourable weather conditions on the main paddy crop.

COVID-19 and measures adopted by the Government

A Presidential Decree 1017 was issued on 16 March 2020 enforcing international and domestic travel bans as well as quarantine measures in order to contain the spread of the COVID-19 outbreak. The restrictions are expected to be lifted gradually from early May. All productive and commercial activities within the food supply chain remain operative, including cross-border trade. However, online permits are required to transport agricultural produce and some farmers reported difficulties to access markets due to limited access to internet. The Consumer Protection Office is strengthening the monitoring of market prices and is imposing more strict penalties on the speculative increase of prices.

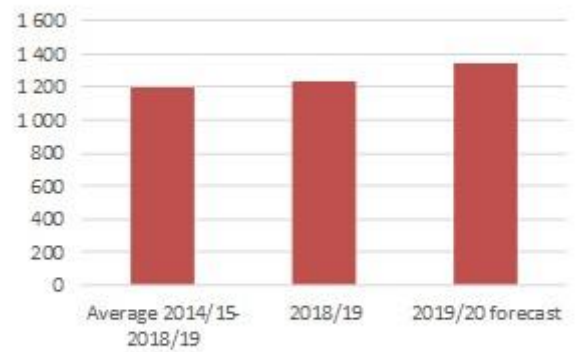
In order to guarantee food security, the Government is providing baskets of basic food items to vulnerable households with support of the private sector and the civil society. In addition, it is granting USD 60 dollars to 400 000 beneficiaries under a contingency cash programme.

Disclaimer: The designations employed and the presentation of material in this information product do not imply the expression of any opinion whatsoever on the part of FAO concerning the legal status of any country, territory, city or area or of its authorities, or concerning the delimitation of its frontiers or boundaries.

Ecuador

Cereals Imports

000 tonnes



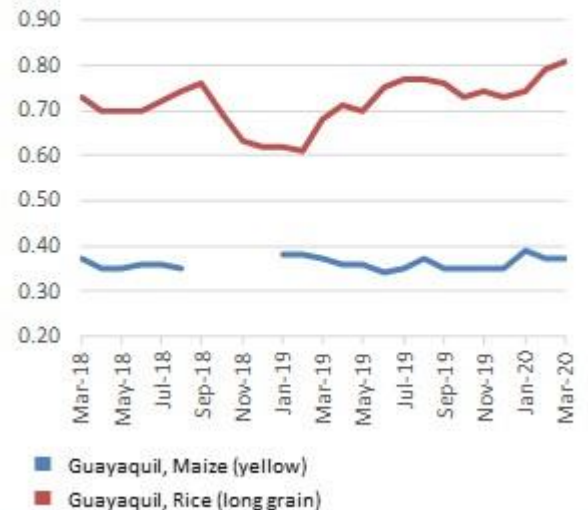
Note: Includes rice in milled terms. Split year refers to individual crop marketing years (for rice, calendar year of second year shown).

Source: FAO/GIEWS Country Cereal Balance Sheets.

Ecuador

Selected wholesale prices

US Dollar per kg



Source: FAO/GIEWS Food Price Monitoring and Analysis Tool.



GIEWS Country Brief Ecuador

Reference Date: 15-November-2019

FOOD SECURITY SNAPSHOT

- Cereal production estimated at below-average level in 2019 due to reduced rice outputs
- Cereal import requirements in 2019/20 marketing year forecast at above-average level
- Prices of yellow maize below year-earlier values

Cereal production estimated at below-average level in 2019 due to reduced rice outputs

Harvesting of the minor season yellow maize crop is underway and production is anticipated to be average as a decrease in the planted area, due to lower producer prices at planting time, was offset by above-average yields. Production of the main season maize crop, harvested in the second quarter of 2019, is estimated at slightly below the average, reflecting low plantings. Although the area sown remained at below-average level, it rebounded slightly from last year's low level, mainly driven by an increase in agricultural credits to maize farmers, reflecting the Government's effort to contain a decreasing trend in plantings. Based on reports from the Instituto Nacional de Estadística y Censo (INEC), FAO estimates the aggregate 2019 yellow maize output at near-average level of 1.43 million tonnes.

Harvesting of the minor season paddy crop is ongoing and is expected to be concluded in December. Production of the minor season is estimated at an average level, mainly due to favourable weather conditions and adequate water availabilities for irrigation during the planting and development period. Harvesting of the 2019 main season paddy crop, which accounts for two-thirds of the annual production, was completed in August. Production of the main crop is estimated to be below the average, in spite of high yields, mainly reflecting below-average areas planted, instigated by low prices of rice at planting time. The low production outcome was compounded by torrential rains in January, which triggered flash floods in parts of the key producing coastal provinces, damaging standing crops. Based on reports from INEC, FAO estimates the 2019 aggregate paddy output at 1.08 million tonnes, 11 percent below the average.

Cereal import requirements in 2019/20 marketing year forecast at above-average level

Cereal import requirements in the 2019/20 marketing year (July/June) are forecast at 1.26 million tonnes, 4 percent higher than five-year average, mainly reflecting the anticipated below-average cereal output and sustained growing demand.

Ecuador

Crop Calendar (*major foodcrop)



Sowing
Growing
Harvesting

Source: FAO/GIEWS.

Ecuador

Cereal Production

	2014-2018 average	2018	2019 estimate	change 2019/2018
	000 tonnes			percent
Maize	1 479	1 324	1 430	8.0
Rice (paddy)	1 216	1 083	1 080	-0.3
Barley	15	14	12	-12.2
Others	20	20	24	17.7
Total	2 730	2 442	2 546	4.3

Note: percentage change calculated from unrounded data.

Source: FAO/GIEWS Country Cereal Balance Sheet.

Imports of wheat, which is produced in the country at negligible levels, are forecast at 1.1 million tonnes, 7 percent above the five-year average, reflecting the sustained demand for both food and feed use.

Prices of yellow maize below year-earlier values

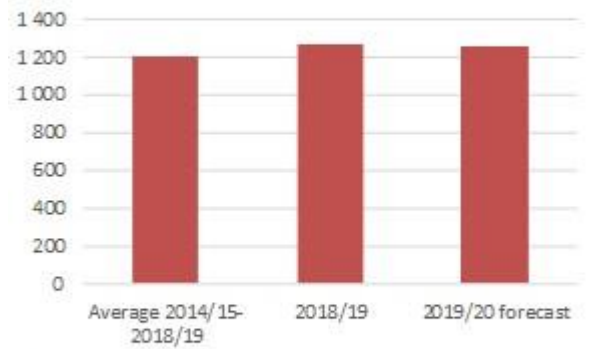
Yellow maize prices eased or held steady between May and August 2019, reflecting adequate supplies from the main season harvest, and edged up slightly since September, ahead of the harvest of the minor season. Overall, prices in October were slightly below their values in the corresponding month last year.

Prices of rice have been generally stable over 2019 and, in October, were around their values of a year earlier.

Ecuador

Cereals Imports

000 tonnes



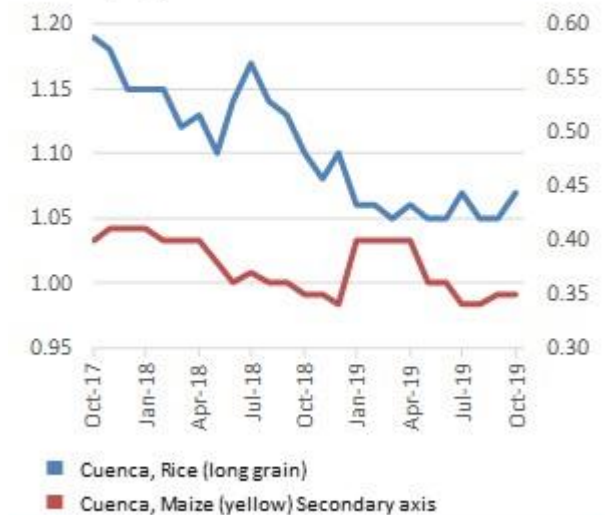
Note: Includes rice in milled terms. Split year refers to individual crop marketing years (for rice, calendar year of second year shown).

Source: FAO/GIEWS Country Cereal Balance Sheets.

Ecuador

Selected wholesale prices

US Dollar per kg



Source: FAO/GIEWS Food Price Monitoring and Analysis Tool.

Disclaimer: The designations employed and the presentation of material in this information product do not imply the expression of any opinion whatsoever on the part of FAO concerning the legal status of any country, territory, city or area or of its authorities, or concerning the delimitation of its frontiers or boundaries.



GIEWS Country Brief Ecuador

Reference Date: 8-August-2019

FOOD SECURITY SNAPSHOT

- Cereal output forecast to be below average in 2019, despite a modest increase in maize production
- Cereal imports in 2019/20 marketing year forecast to increase
- Prices of yellow maize decreased seasonally in the second quarter of 2019

Cereal output forecast to be below average in 2019, despite a modest increase in maize production

Harvesting of the main yellow maize crop is nearing completion and the minor crop is at the early vegetative stage. Yields of the harvested crops are officially estimated at above-average level, mainly reflecting good rainfall amounts received during the crop development stage. Although planted area of the main season rebounded from the last year's low level, it is expected to remain at below-average levels, reflecting the recent declining trends. Plantings of the minor season, which accounts for about 20 percent of the annual production, are expected to have contracted slightly due to the low level of farm gate prices combined with high prices of fertilizers. As a result of lower plantings, the 2019 yellow maize output is preliminarily forecast at 1.4 million tonnes, slightly above the 2018 reduced output, but still below the average of the previous five years.

Harvesting of the 2019 main season paddy crop, that accounts for two-thirds of the annual production, is nearing completion, while the minor season paddy crop is currently at a germination stage. Official sources report that planted area of both seasons slightly decreased on account of low farm gate prices. Consequently, the aggregate 2019 rice production is anticipated at 1.08 million tonnes, 11 percent below average.

Cereal imports in 2019/20 marketing year forecast to increase

Cereal import requirements in the 2019/20 marketing year (July/June) are forecast at 1.36 million tonnes, 14 percent higher than five-year average, mainly reflecting the anticipated below-average cereal output. Imports of wheat are also forecast to continue increasing due to the sustained demand for food and feed (shrimp) use.

Ecuador

Crop Calendar (*major foodcrop)



Sowing
Growing
Harvesting

Source: FAO/GIEWS.

Ecuador

Cereal Production

	2014-2018 average	2018	2019 forecast	change 2019/2018
	000 tonnes			percent
Maize	1 479	1 324	1 400	5.7
Rice (paddy)	1 216	1 083	1 080	-0.3
Barley	15	14	12	-12.2
Others	20	20	24	17.7
Total	2 730	2 442	2 516	3.1

Note: percentage change calculated from unrounded data.

Source: FAO/GIEWS Country Cereal Balance Sheet.

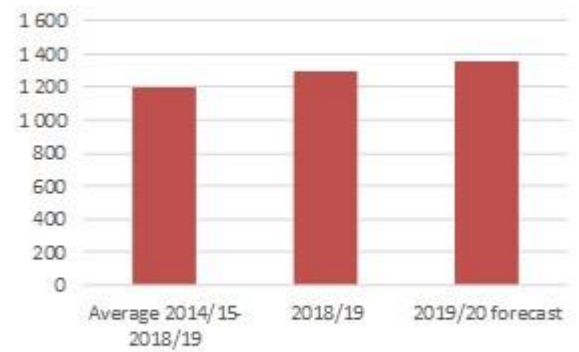
Prices of yellow maize decreased seasonally in the second quarter of 2019

Yellow maize prices decreased in recent months as the main season harvests improved market supplies. Prices were slightly lower than their year-earlier levels, as the 2019 production prospects are better than last year due to the rebound in the main season plantings and improved yields. By contrast, prices of rice were stable since the end of 2018 and were 4 percent lower than in July last year.

Ecuador

Cereals Imports

000 tonnes



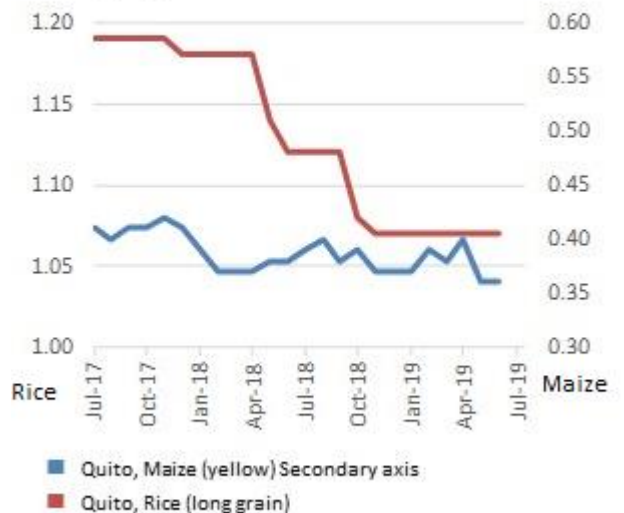
Note: Includes rice in milled terms. Split year refers to individual crop marketing years (for rice, calendar year of second year shown).

Source: FAO/GIEWS Country Cereal Balance Sheets.

Ecuador

Selected wholesale prices

US Dollar per kg



Source: FAO/GIEWS Food Price Monitoring and Analysis Tool.

Disclaimer: The designations employed and the presentation of material in this information product do not imply the expression of any opinion whatsoever on the part of FAO concerning the legal status of any country, territory, city or area or of its authorities, or concerning the delimitation of its frontiers or boundaries.



GIEWS Country Brief Ecuador

Reference Date: 31-October-2017

FOOD SECURITY SNAPSHOT

- Despite some early pest infestations, maize production in 2017 anticipated to strongly recover
- Cereal imports in 2017/18 marketing year anticipated to decline sharply
- Maize prices in June remained relatively unchanged

Cereal output anticipated to recover in 2017, mainly due to good maize outputs

FAO anticipates that 2017 cereal output will reach 2.6 million tonnes, about 7 percent above last year's reduced output. Despite excess precipitations at the beginning of the summer cropping season and the possibility of a second year of significant yield reductions due to fungal and pest infestations, output was only 7 percent below from last year same season. Above-average plantings and favourable weather conditions for the 2017 winter maize crop, whose harvest ends in November, are anticipated to more than compensate for these losses. Official forecasts point to an increase in winter maize output of 11 percent, leading to an aggregate annual maize output for 2017 forecast at 1.4 million tonnes, 17 percent above last year and about average. By contrast, the 2017 rice crop is anticipated down 3 percent from last year. This mainly reflects a reduction in planted area due to lower producer prices, coupled with excess rains and continued pest infestations, which affected yields of the first (winter) crop harvest.

Cereal imports in 2017/18 marketing year anticipated to decline sharply

Cereal import requirements in the 2017/18 marketing year (July/June) are forecast at 784 000 tonnes, over 30 percent less than the previous year, mainly reflecting the anticipated strong recovery in 2017 maize output.

Maize prices in September increased moderately

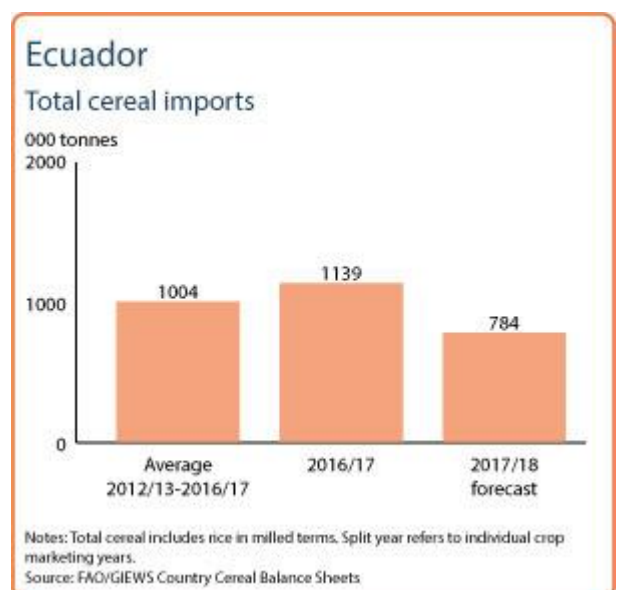
Yellow maize prices increased by less than 2 percent in September after the completion of the main season harvest in August and in anticipation of the winter crop harvest in November. Prices remained moderately above last year's levels.



Ecuador
Cereal production

	2012-2016 average	2016	2017 forecast	change 2017/2016
	000 tonnes			percent
Maize	1 484	1 199	1 400	17
Rice (paddy)	1 227	1 231	1 200	-3
Barley	20	20	20	0
Others	17	18	19	6
Total	2 748	2 468	2 639	7

Note: percentage change calculated from unrounded data.
Source: FAO/GIEWS Country Cereal Balance Sheets



Disclaimer: The designations employed and the presentation of material in this information product do not imply the expression of any opinion whatsoever on the part of FAO concerning the legal status of any country, territory, city or area or of its authorities, or concerning the delimitation of its frontiers or boundaries.





GIEWS Country Brief Ecuador

Reference Date: 23-February-2017

FOOD SECURITY SNAPSHOT

- Maize crop in 2017 anticipated to recover
- Cereal imports in 2016/17 marketing year unchanged from last year
- Prices of yellow maize sustained by tight supplies

Maize crop in 2017 is anticipated to recover

Planting of the 2017 maize crop concluded in early January. Although, official estimates of the area sown are not yet available, early prospects are good as precipitation levels have recovered from the last year's drought and pest infestations are reported to be minimal. However, the good level of precipitation has raised concerns of fungal diseases affecting the maize crop.

Total cereal production in 2016 was significantly affected by dry weather conditions due to the El Niño, lowering plantings and high pest infestations reaching its lowest levels in the last three years. Cereal output for 2016 is estimated at 2.5 million tonnes (paddy equivalent), 23 percent below the 2015 bumper output. The decline in cereal output mainly reflects lower 2016 maize production. By contrast, strong price support and the provision of inputs by the Government helped maintain rice output at average levels.

Cereal imports in 2016/17 marketing year unchanged from last year

Cereal imports in the 2016/17 marketing year (July/June) are forecast to remain relatively unchanged from last year's level, mainly reflecting the Government policy of the past several years to strongly support domestic agricultural production, particularly rice and maize, in its goal to achieve self-sufficiency. However, higher maize imports are anticipated, reflecting the low availabilities in the market.

Prices of yellow maize sustained by tight supplies

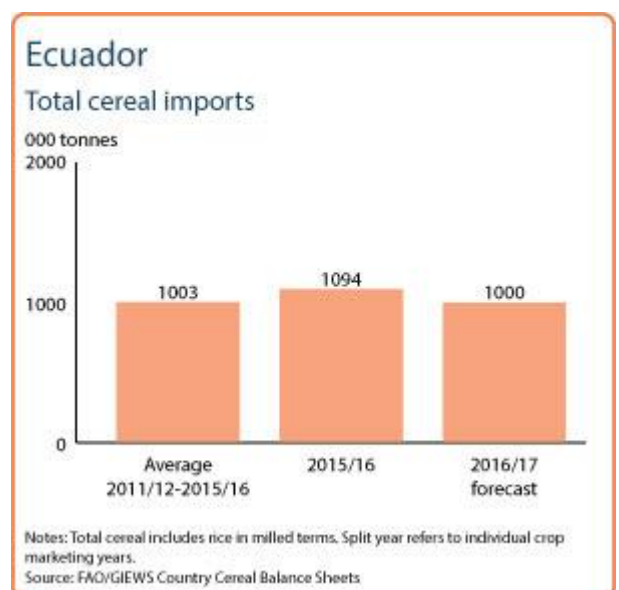
Wholesale prices of yellow maize increased significantly for a third month in January, with seasonal trends exacerbated by tight supplies from a reduced 2016 output. Prices were on average some 10 percent above their year-earlier levels in the main markets. By contrast, after several months of sustained increases, producer prices decreased by 2 percent in January, however, remained slightly above their level from a year earlier. To ease current price levels and cap any further increases,



Ecuador
Cereal production

	2011-2015 average	2015	2016 estimate	change 2016/2015
	000 tonnes		percent	
Maize	1,374	1,874	1,319	-30
Rice (paddy)	1,218	1,326	1,140	-14
Barley	20	20	20	0
Others	19	19	19	0
Total	2,631	3,239	2,498	-23

Note: percentage change calculated from unrounded data.
Source: FAO/GIEWS Country Cereal Balance Sheets



Ecuador has significantly increased yellow maize imports in recent months, particularly for feed.





GIEWS Country Brief Ecuador

Reference Date: 10-November-2016

FOOD SECURITY SNAPSHOT

- Cereal production in 2016 declined from last year's bumper level
- Cereal imports unchanged from last year in 2016/17 marketing year
- Maize prices increased seasonally in October

Cereal production in 2016 declined from last year's bumper level

Total cereal production in 2016 is estimated at 2.7 million tonnes (paddy equivalent), 12 percent below the 2015 bumper output. The decline in cereal output mainly reflects lower 2016 maize production, as ample carryover stocks and low prices at the beginning of the season discouraged plantings. Lower yields in key-growing areas as a result of fungal and viral infections also contributed to the reduction in maize output. However, maize output remained above the five-year average. By contrast, strong price support and the provision of inputs by the Government helped maintain rice output at last year's above-average level.


Planting of the 2017 rice and maize crops is underway under relatively favourable weather conditions. Continued Government support in the form of inputs, coupled with high domestic prices, should increase sowings over last year's reduced levels, particularly for maize.

Cereal imports unchanged from last year in 2016/17 marketing year

Cereal imports in the 2016/17 marketing year (July/June) are forecast to remain relatively unchanged from last year's reduced level, mainly reflecting Government policy of the past several years to strongly support agricultural production, particularly rice and maize, in its goal to achieve self-sufficiency.

Maize prices increased seasonally in October

Yellow maize prices in October strengthened following seasonal patterns and were somewhat above their year-earlier values due to a reduction in the main 2016 season output harvested earlier in the year and high internal demand.



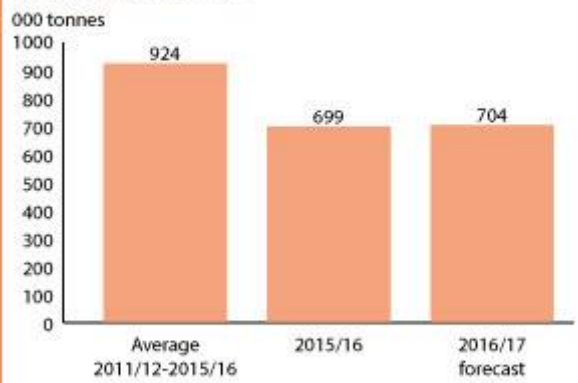
Ecuador
Cereal production

	2011-2015 average	2015	2016 estimate	change 2016/2015
	000 tonnes			percent
Maize	1 374	1 874	1 500	-20
Rice (paddy)	1 204	1 200	1 210	1
Barley	20	20	20	0
Others	19	19	19	0
Total	2 617	3 113	2 749	-12

Note: percentage change calculated from unrounded data.
Source: FAO/GIEWS Country Cereal Balance Sheets

Ecuador

Total cereal imports

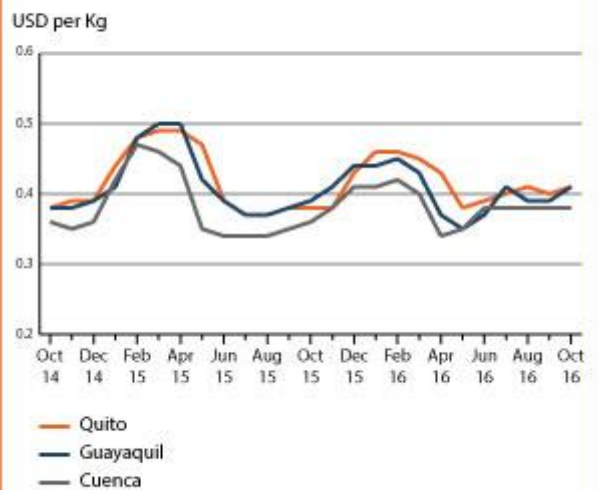


Notes: Total cereal includes rice in milled terms. Split year refers to individual crop marketing years.

Source: FAO/GIEWS Country Cereal Balance Sheets

Ecuador

Wholesale prices of yellow maize



Source: Sistema de Información Nacional de Agricultura, Ganadería, Acuacultura y Pesca - SINAGAP



GIEWS Country Brief Ecuador

Reference Date: 18-July-2016

FOOD SECURITY SNAPSHOT

- Cereal production in 2016 forecast at high level
- Cereal imports to decrease sharply in 2016/17 marketing year
- Rice and maize prices stable in June

Cereal production in 2016 forecast at high level


Harvest of the 2016 maize crop is well advanced and latest forecasts point to an output of 1.6 million tonnes, 5 percent below last year's bumper crop, but still above the five-year average. The small decline in maize production expected this year mainly reflects the effects of fungal and viral infections on the crop in the provinces of Los Rios, Guayas, and Manabi. While no official information on losses is yet available, preliminary reports point to harvest losses as high as 40 percent in most affected areas. In June, the Government declared a state of emergency for maize production in these provinces. The 2016 rice harvest is virtually concluded and initial estimates point to an output similar to last year's above-average level. Strong price support and the provision of inputs by the Government helped maintain rice output. Total cereal production in 2016 is anticipated to reach 2.8 million tonnes (paddy equivalent), or slightly below the bumper level of 2015.

Cereal imports to decrease in 2016/17 marketing year

Cereal imports in the 2016/17 marketing year (July/June) are forecast to decrease some 2 percent, to 744 000 tonnes. The decline reflects the trend of the past several years in response to Government policy to strongly support agricultural production, particularly rice and maize, in its goal to achieve self-sufficiency.

Rice and maize prices stable in June

Yellow maize prices in June increased mainly supported by deteriorating prospects for the 2016 second season maize crop affected by pest and fungal infestations. However, in main markets, Guayaquil and Quito, prices still remained well below their level from a year earlier. Rice prices were also relatively stable in June, however, prices remain well above their levels a year earlier.



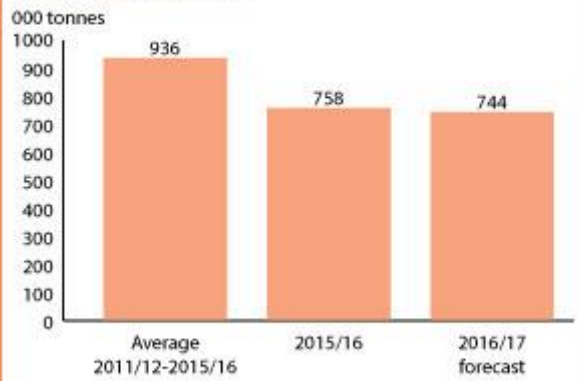
Ecuador
Cereal production

	2011-2015 average	2015	2016 forecast	change 2016/2015
	000 tonnes			percent
Maize	1,334	1,673	1,600	-4
Rice (paddy)	1,204	1,200	1,210	1
Barley	20	20	20	0
Others	19	19	19	0
Total	2,577	2,912	2,849	-2

Note: percentage change calculated from unrounded data.
Source: FAO/GIEWS Country Cereal Balance Sheets

Ecuador

Total cereal imports

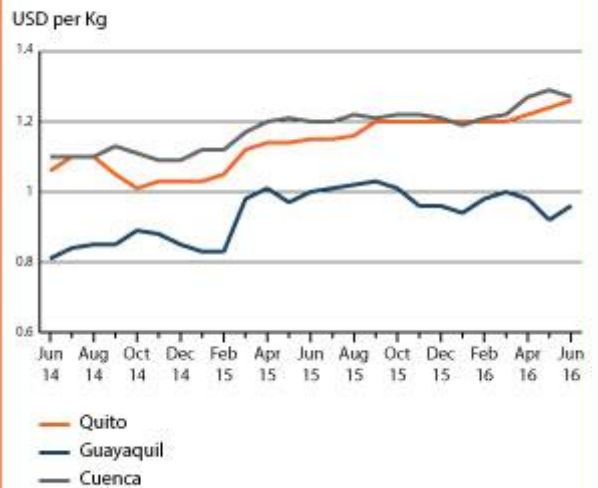


Notes: Total cereal includes rice in milled terms. Split year refers to individual crop marketing years.

Source: FAO/GIEWS Country Cereal Balance Sheets

Ecuador

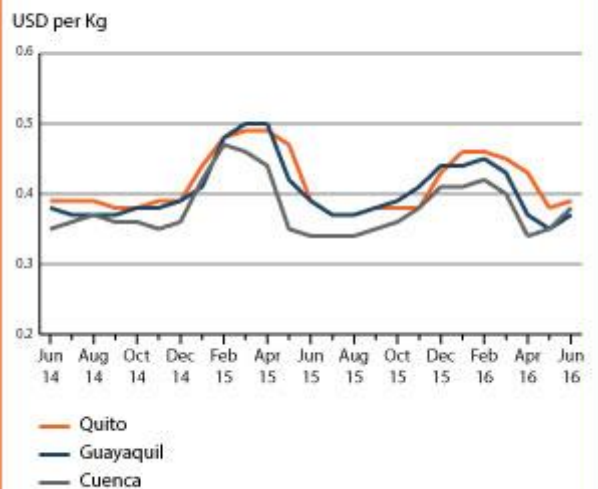
Wholesale prices of rice



Source: Sistema de Información Nacional de Agricultura, Ganadería, Acuacultura y Pesca - SINAGAP

Ecuador

Wholesale prices of yellow maize



Source: Sistema de Información Nacional de Agricultura, Ganadería, Acuacultura y Pesca - SINAGAP

Reference Date: 19-November-2015

FOOD SECURITY SNAPSHOT

- Cereal production in 2015 estimated at a bumper level
- Cereal imports to decrease sharply in 2015/16
- Rice prices stable in October, those of maize seasonally increased

Cereal production in 2015 estimated at a bumper level

Cereal production in 2015 is preliminarily estimated at 2.5 million tonnes or 5 percent above last year's reduced level and well-above average. Maize production is estimated at record highs, bolstered by Government's support programs which included provision of agriculture inputs and of financial resources to producers, towards the achievement of self-sufficiency in production. The 2015 rice output is also estimated at high level and close to average, as precipitation recovered from the low levels during sowing and resulted in good crop yields.

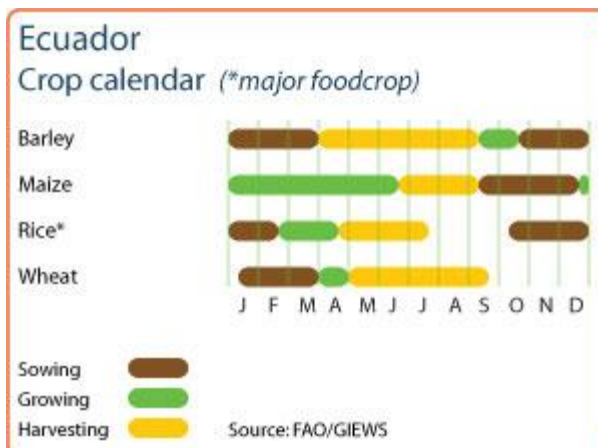
Sowing of the 2016 maize and rice crops is well advanced, however, some concerns persist about El Niño conditions and the possible impact on plantings and crop development during the season. According to remote sensing data, despite abnormal dry weather in the northwest of the country, precipitations have remained so far at average or slightly below average in main producing regions, benefiting the normal progress of the season.

Cereal imports to decrease sharply in 2015/16

Cereal imports in the 2015/16 marketing year (July/June) are forecast to decrease sharply. The sharp drop in imports mainly reflects reduced imports of maize, which have declined year-on-year by more than 40 percent, following Government efforts to achieve self-sufficiency. By contrast, wheat imports are expected to remain high.

Rice prices stable in October, those of maize seasonally increased

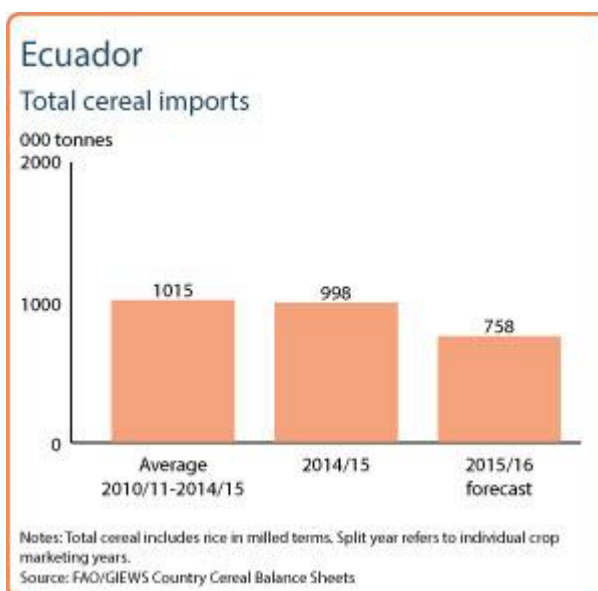
Rice prices were relatively stable or declined in October, however, prices remain well above their levels a year earlier, despite this year's good production, as a result of low carry-over stocks from the 2014 reduced harvest. By contrast, maize prices began to seasonally increase in most markets of the country, although they were unchanged in the capital Quito.



Ecuador
Cereal production

	2010-2014 average	2014	2015 forecast	change 2015/2014
	000 tonnes		percent	
Rice (paddy)	1 238	1 162	1 210	4
Maize	1 115	1 218	1 300	7
Barley	20	20	20	0
Others	19	19	19	0
Total	2 391	2 419	2 549	5

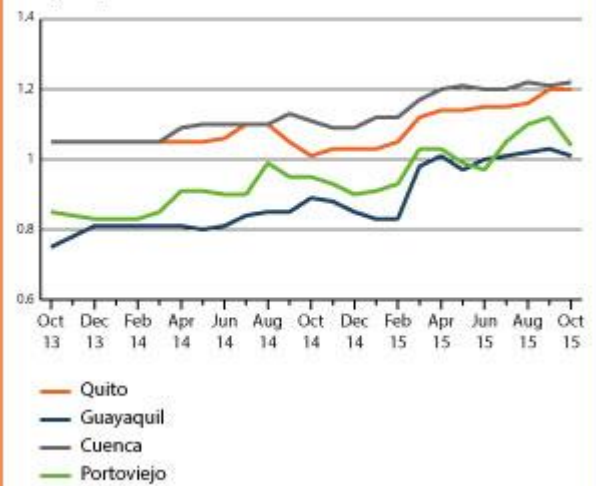
Note: percentage change calculated from unrounded data.
Source: FAO/GIEWS Country Cereal Balance Sheets



Ecuador

Wholesale prices of rice

USD per Kg

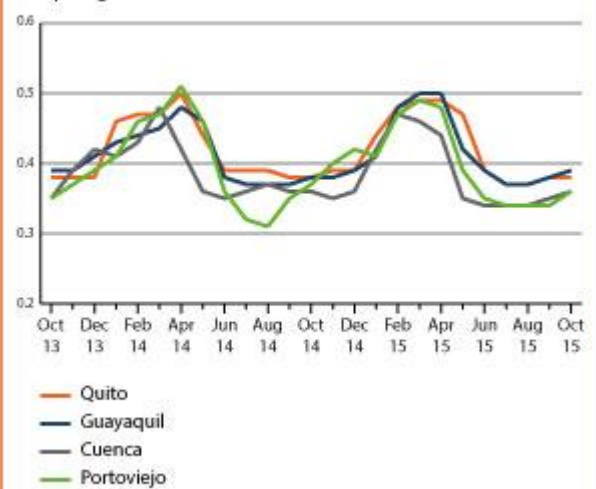


Source: Sistema de Información Nacional de Agricultura, Ganadería, Acuacultura y Pesca - SINAGAP

Ecuador

Wholesale prices of yellow maize

USD per Kg



Source: Sistema de Información Nacional de Agricultura, Ganadería, Acuacultura y Pesca - SINAGAP

Reference Date: 19-November-2015

FOOD SECURITY SNAPSHOT

- Cereal production in 2015 estimated at a bumper level
- Cereal imports to decrease sharply in 2015/16
- Rice prices stable in October, those of maize seasonally increased

Cereal production in 2015 estimated at a bumper level

Cereal production in 2015 is preliminarily estimated at 2.5 million tonnes or 5 percent above last year's reduced level and well-above average. Maize production is estimated at record highs, bolstered by Government's support programs which included provision of agriculture inputs and of financial resources to producers, towards the achievement of self-sufficiency in production. The 2015 rice output is also estimated at high level and close to average, as precipitation recovered from the low levels during sowing and resulted in good crop yields.

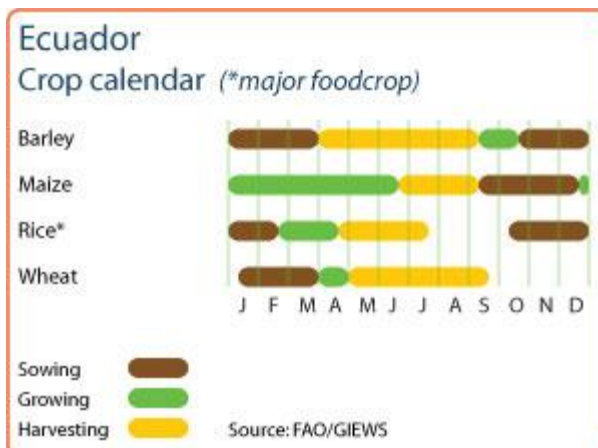
Sowing of the 2016 maize and rice crops is well advanced, however, some concerns persist about El Niño conditions and the possible impact on plantings and crop development during the season. According to remote sensing data, despite abnormal dry weather in the northwest of the country, precipitations have remained so far at average or slightly below average in main producing regions, benefiting the normal progress of the season.

Cereal imports to decrease sharply in 2015/16

Cereal imports in the 2015/16 marketing year (July/June) are forecast to decrease sharply. The sharp drop in imports mainly reflects reduced imports of maize, which have declined year-on-year by more than 40 percent, following Government efforts to achieve self-sufficiency. By contrast, wheat imports are expected to remain high.

Rice prices stable in October, those of maize seasonally increased

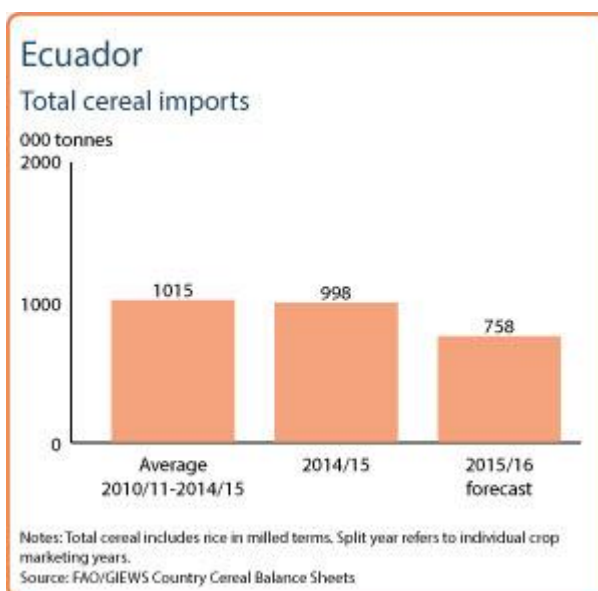
Rice prices were relatively stable or declined in October, however, prices remain well above their levels a year earlier, despite this year's good production, as a result of low carry-over stocks from the 2014 reduced harvest. By contrast, maize prices began to seasonally increase in most markets of the country, although they were unchanged in the capital Quito.



Ecuador
Cereal production

	2010-2014 average	2014	2015 forecast	change 2015/2014
	000 tonnes		percent	
Rice (paddy)	1 238	1 162	1 210	4
Maize	1 115	1 218	1 300	7
Barley	20	20	20	0
Others	19	19	19	0
Total	2 391	2 419	2 549	5

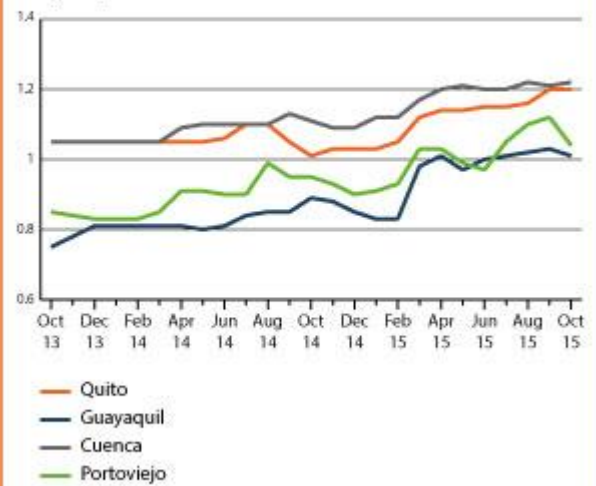
Note: percentage change calculated from unrounded data.
Source: FAO/GIEWS Country Cereal Balance Sheets



Ecuador

Wholesale prices of rice

USD per Kg

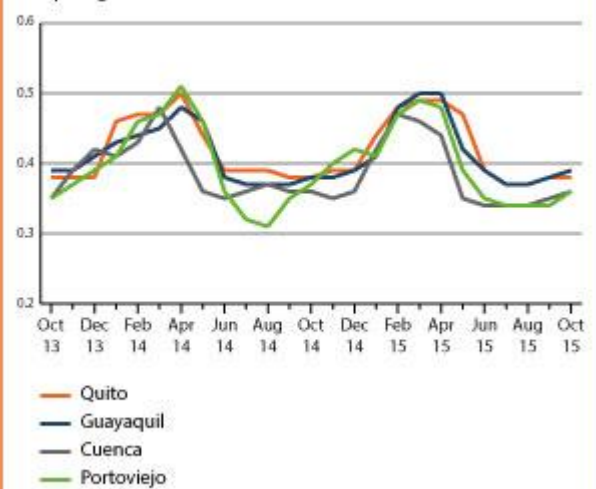


Source: Sistema de Información Nacional de Agricultura, Ganadería, Acuacultura y Pesca - SINAGAP

Ecuador

Wholesale prices of yellow maize

USD per Kg



Source: Sistema de Información Nacional de Agricultura, Ganadería, Acuacultura y Pesca - SINAGAP

Reference Date: 24-February-2014

FOOD SECURITY SNAPSHOT

- Early prospects for the 2014 main season maize crop favourable
- 2013 maize production estimated at record levels
- Cereal imports are projected to decrease in 2013/14 marketing year
- Maize prices surged in January but overall at relatively low levels

Early prospects for the 2014 main season maize crop favourable

Planting of the 2014 main (winter) maize was completed in December under favourable weather conditions. Official estimates of the area planted for the 2014 main (winter) maize season, which accounts for around two-thirds of the annual production, are not yet available. However, it is expected that plantings will remain at last year's high levels since the Government continues its maize production support programme, begun in 2012, aiming to achieve self-sufficiency in maize. Under the programme farmers are receiving technology packages consisting of improved seeds and other agricultural inputs, as well as technical assistance and a guaranteed minimum price which at planting was almost double the world price. Good precipitation in January and first half of February benefited crop establishment and development of early planted crops. The early outlook for the harvest from late June is favourable.

2013 maize production estimated at record levels

As a result of good yields and larger plantings in the main and secondary seasons, the 2013 maize output is estimated at a new record high of 1.1 million tonnes, 12 percent up from the previous year's bumper crop. The surge in maize production is primarily driven by the Government support program for maize and the strong demand from the feed sector.

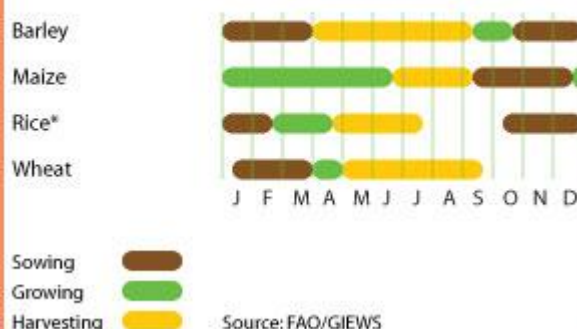
Cereal imports are projected to decrease in 2013/14 marketing year

Forecasts for cereal imports in the 2013/14 marketing year (May/April), point to a 10 percent reduction. This mainly reflects the decrease in maize imports, projected at 420 000 tonnes or 16 percent below the previous year's level following the bumper 2013 maize production and the import regulations in place. To sustain local prices of maize, import permits are only granted to cover domestic production shortfalls. Wheat imports are anticipated to remain relatively unchanged from their historical levels.

Maize prices surged in January but still at relatively low levels

Maize prices surged in January - particularly in Quito - supported

Ecuador Crop calendar (*major foodcrop)

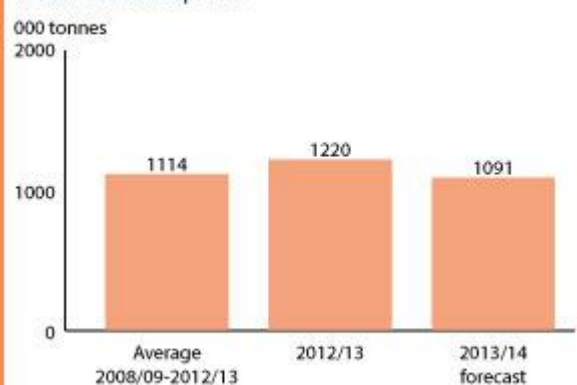


Ecuador Cereal production

	2008-2012 average	2012	2013 forecast	change 2013/2012
	000 tonnes		percent	
Rice (paddy)	1 521	1 400	1 540	10
Maize	921	980	1 100	12
Barley	20	21	20	-5
Others	20	19	20	5
Total	2 482	2 420	2 680	11

Note: percentage change calculated from unrounded data.
Source: FAO/GIEWS Country Cereal Balance Sheets

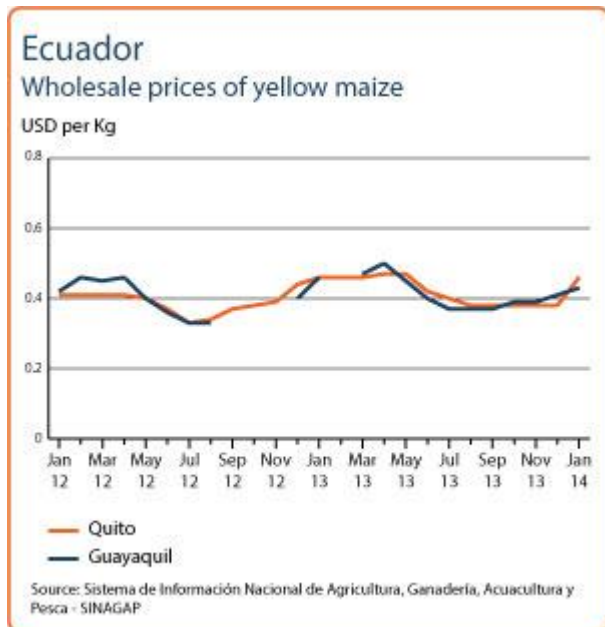
Ecuador Total cereal imports



Notes: Total cereal includes rice in milled terms. Split year refers to individual crop marketing years.
Source: FAO/GIEWS Country Cereal Balance Sheets

by a significant reduction in imports, coupled with sustained demand from the feed industry, and an already high minimum support price. The authorization by the Government of 120 000 tonnes of maize imports in late December is expected to contribute to lower local prices. Despite the sharp increase last month, maize prices remained unchanged relative to January 2012.

By contrast, reflecting ample supplies in the market, prices of rice, the main staple in the country, remained unchanged in January and from a year earlier.



Reference Date: 12-December-2013

FOOD SECURITY SNAPSHOT

- 2013 maize production estimated at record levels
- Cereal imports projected to decrease in 2013/14 marketing year
- Prices for cereals continue at low levels

2013 maize production estimated at record levels


Harvesting of the 2013 secondary maize crop is complete and production is estimated to increase from last year's same season level. The 2013 main (winter) season maize crop, which accounts for around two-thirds of the annual production was harvested in July and was also estimated significantly higher than in 2012. In aggregate, the 2013 maize output is expected at a new record high of 1.1 million tonnes, 12 percent up from the previous year's bumper crop. The surge of maize production is due to increased plantings, following sustained demand from the feed industry, the use of improved seed varieties, and the setting of a minimum support price for small scale farmers by the Government.

Cereal imports are projected to decrease in 2013/14 marketing year

Forecasts for cereal imports in the 2013/14 marketing year (May/April) point to a reduction of 10 percent. This mainly reflects the projected decrease in maize imports, tentatively forecast at 420 000 tonnes or 16 percent below the previous year's level following the bumper 2013 maize production. Wheat imports are anticipated to remain relatively unchanged from their historical levels.

Prices for cereals continue at low levels

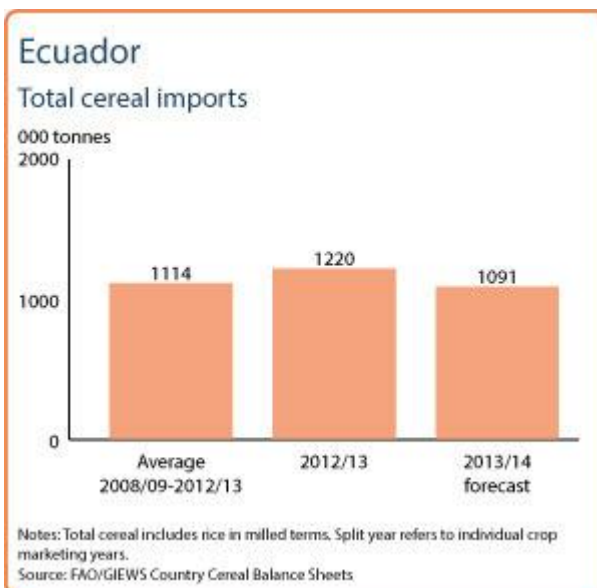
Reflecting ample supplies in the market, prices of yellow maize, used as feed, remained unchanged in November, and either below or unchanged from November 2012. Following the recovery in production from last year's low levels, prices of rice—the main staple in the country—have remained unchanged in Quito. Although prices of rice slightly increased in November in Guayaquil, they were still 6 percent below levels last year. Prices of wheat flour, another main staple, declined or were stable in November and either below or unchanged from November 2012, reflecting trends in international markets as wheat is almost entirely imported in the country.



Ecuador
Cereal production

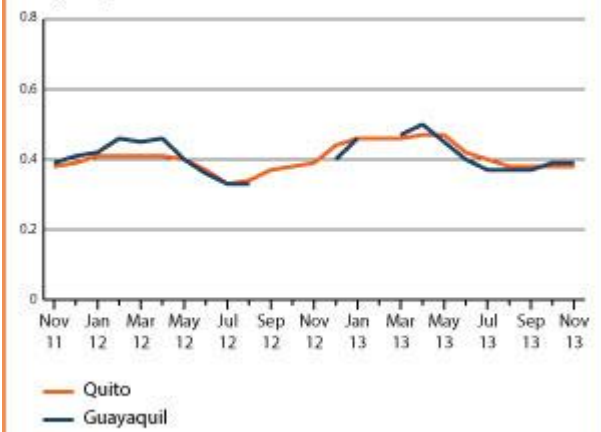
	2008-2012 average	2012	2013 forecast	change 2013/2012
	000 tonnes			percent
Rice (paddy)	1,521	1,400	1,540	10
Maize	921	980	1,100	12
Barley	20	21	20	-5
Others	20	19	20	5
Total	2,482	2,420	2,680	11

Note: percentage change calculated from unrounded data.
Source: FAO/GIEWS Country Cereal Balance Sheets



Ecuador Wholesale prices of yellow maize

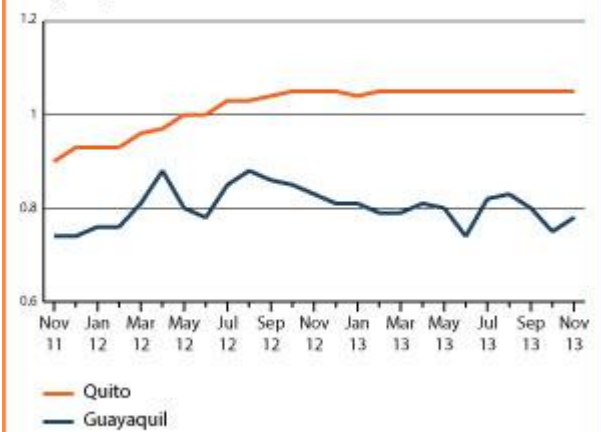
USD per Kg



Source: Sistema de Información Nacional de Agricultura, Ganadería, Acuacultura y Pesca - SINAGAP

Ecuador Wholesale prices of rice

USD per Kg



Source: Sistema de Información Nacional de Agricultura, Ganadería, Acuacultura y Pesca - SINAGAP

Reference Date: 07-November-2013

FOOD SECURITY SNAPSHOT

- 2013 maize production estimated at record levels
- Cereal imports projected to decrease in 2013/14 marketing year
- Cereal prices remain low

2013 maize production estimated at record levels

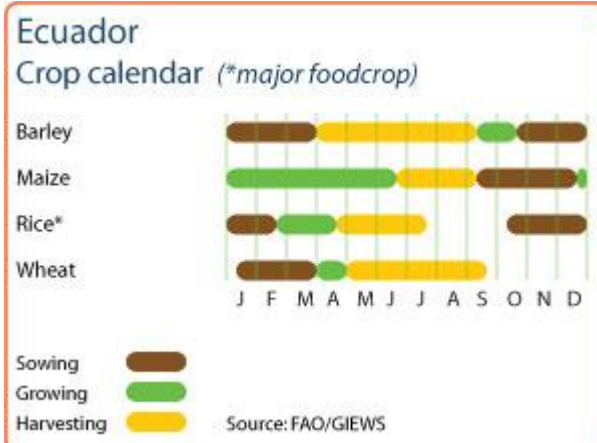
Harvesting of the 2013 secondary maize crop is nearing completion and production is anticipated to increase from last year's same season level. The 2013 main (winter) season maize crop, which accounts for around two-thirds of the annual production was harvested earlier in the year and was also estimated significantly higher than in 2012. In aggregate, the 2013 maize output is forecast at a new record high of 1.1 million tonnes, 12 percent up from the previous year's bumper crop. The surge of maize production is due to increased plantings, following sustained demand from the feed industry, the use of improved seed varieties, and the setting of a minimum support price for small scale farmers by the Government.

Cereal imports are projected to decrease in 2013/14 marketing year

Forecasts for cereal imports in the 2013/14 marketing year (May/April) point to a reduction of 10 percent. This mainly reflects the projected decrease in maize imports, tentatively forecast at 420 000 tonnes or 16 percent below the previous year's level following the bumper 2013 maize production. Wheat imports are anticipated to remain relatively unchanged from their historical levels.

Prices for cereals remain at low levels

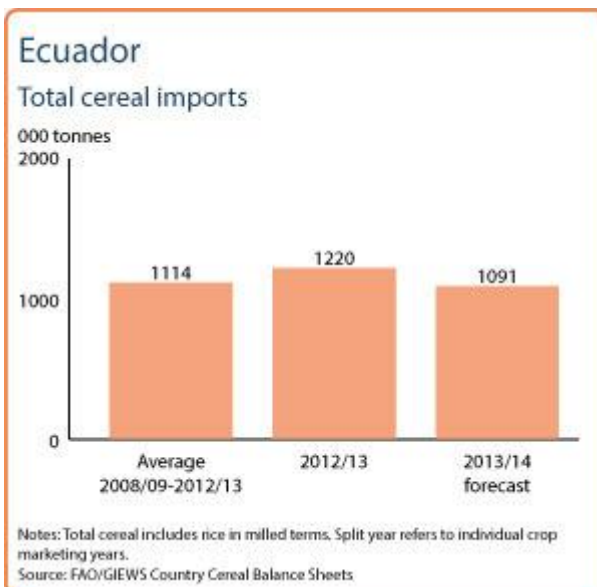
Reflecting ample supplies in the market, prices of yellow maize, used as feed, remained relatively unchanged in October, and either below or unchanged from October 2012. Following the recovery in production from last year's low levels, prices of rice—the main staple in the country—have remained relatively unchanged in Quito and declined in Guayaquil. Prices of wheat flour, another main staple, declined slightly in October and were almost 8 percent lower than October 2012, reflecting trends in international markets as the wheat is almost entirely imported in the country.



Ecuador Cereal production

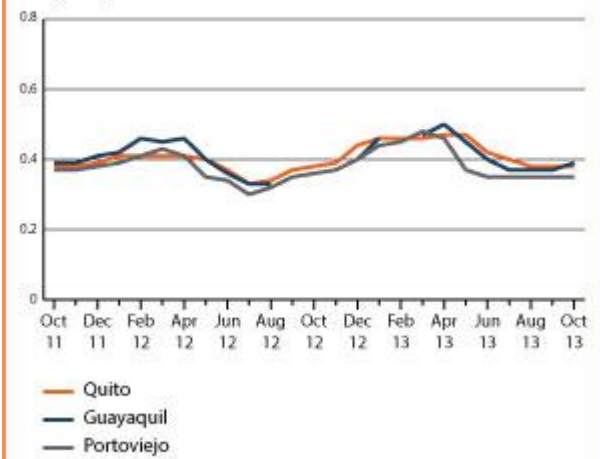
	2008-2012 average	2012	2013 forecast	change 2013/2012
	000 tonnes			percent
Rice (paddy)	1,521	1,400	1,540	10
Maize	921	980	1,100	12
Barley	20	21	20	-5
Others	20	19	20	5
Total	2,482	2,420	2,680	11

Note: percentage change calculated from unrounded data.
Source: FAO/GIEWS Country Cereal Balance Sheets



Ecuador Wholesale prices of yellow maize

USD per Kg



Source: Sistema de Información Nacional de Agricultura, Ganadería, Acuicultura y Pesca - SINAGAP

Ecuador Wholesale prices of rice

USD per Kg



Source: Sistema de Información Nacional de Agricultura, Ganadería, Acuicultura y Pesca - SINAGAP

Reference Date: 01-October-2013

FOOD SECURITY SNAPSHOT

- 2013 cereal production close to record levels
- Yellow maize prices stabilized at low levels


2013 cereal production close to record levels

Harvesting of the 2013 secondary maize crop, to be completed in November, is underway. Prospects are generally favourable and production is expected to increase from last year's same season level. The 2013 main (winter) season maize crop, which accounts for around two thirds of the annual production and was harvested earlier in the year, was also estimated significantly higher than in 2012. In aggregate, the 2013 maize output is forecast at a new record high of 1.1 million tonnes, 12 percent up from the previous year's bumper crop. The surge of maize production is due to increased plantings, following sustained demand from the feed industry, to the use of improved seed varieties, as well as to the setting of a minimum support price for small scale farmers by the Government.

The 2013 rice production was estimated at a normal level of 1.5 million tonnes (878 000 tonnes milled basis), 10 percent above the reduced 2012 output, which was affected by pest infestations and heavy rains. Overall, the 2013 cereal production is forecast at 2.68 million tonnes, up 11 percent from 2012.

Yellow maize prices stabilized at low levels

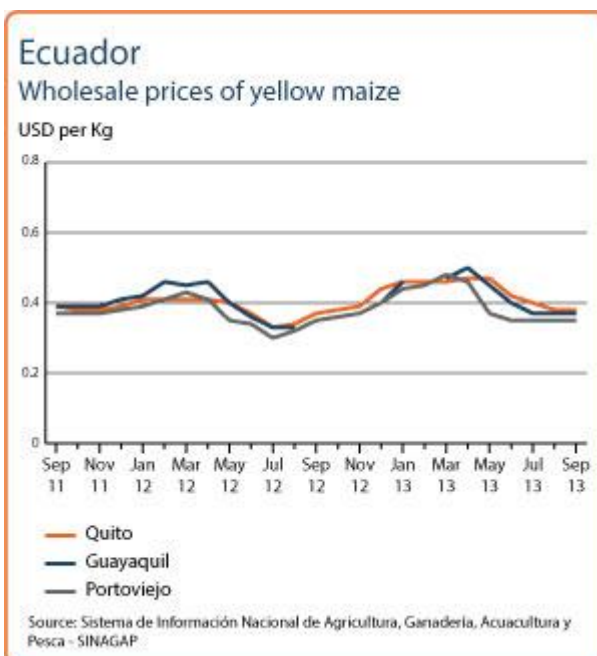
Prices of yellow maize used as feed stabilized in recent months following sharp declines with the 2013 main season maize harvest and in September were about 20 percent below their levels of a year earlier. Prices of rice, the main staple in the country, have remained relatively unchanged in the past year. Prices of wheat flour, another main staple, declined slightly in September following trends in international markets as the wheat is almost entirely imported in the country.



Ecuador Cereal production

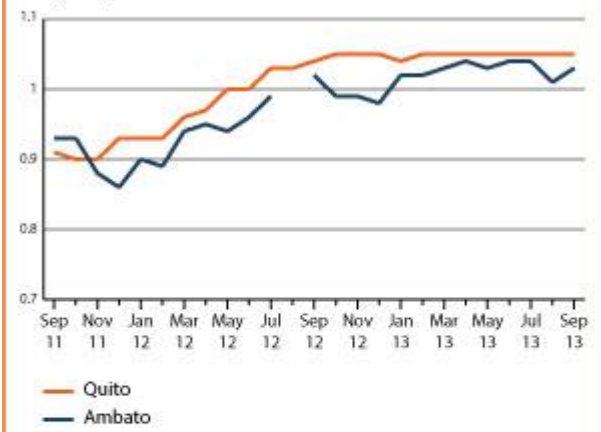
	2008-2012 average	2012	2013 forecast	change 2013/2012
	000 tonnes			percent
Rice (paddy)	1,521	1,400	1,540	10
Maize	921	980	1,100	12
Barley	20	21	20	-5
Others	20	19	20	5
Total	2,482	2,420	2,680	11

Note: percentage change calculated from unrounded data.
Source: FAO/GIEWS Country Cereal Balance Sheets



Ecuador Wholesale prices of rice

USD per Kg



Source: Sistema de Información Nacional de Agricultura, Ganadería, Acuacultura y Pesca - SINAGAP

Reference Date: 28-June-2013

FOOD SECURITY SNAPSHOT

- Record maize production in 2013
- Cereal imports to decline in 2012/13 (May/April)
- Maize prices fell in June

Record maize production in 2013

Harvesting of the 2013 main (winter) maize and rice crops season, which accounts for around two thirds of the annual production is underway. Latest forecasts for the 2013 aggregate cereal production (winter and summer crops) point to an increase of about 10 percent from last year's level, to almost 2.7 million tonnes. The maize output, is anticipated at a record level of 1.1 million tonnes, some 12 percent up from last year's bumper crop. This is the result of an increase in the area planted, due to sustained demand from the feed industry, coupled with improved yields following the distribution of higher yielding seed varieties to small farmers through a government support programme. Generally good weather during the agricultural season also favoured crop development.

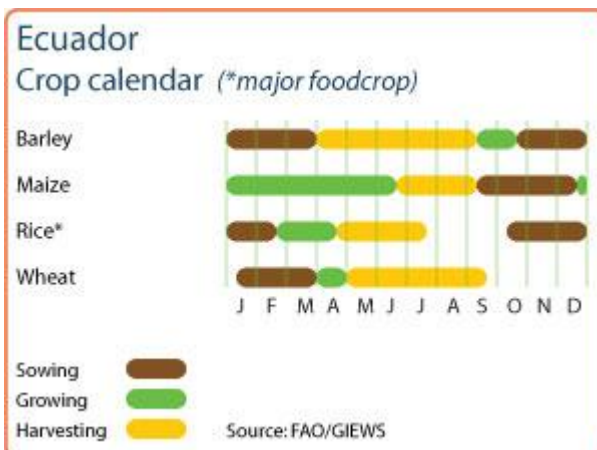
Early estimates point to an increase of 10 percent of the 2013 rice production from last year's harvest which was reduced by unfavourable weather and pest infestations. The output is put at 1.5 million tonnes (878 000 tonnes, milled basis).

Cereal imports to decline in 2013/14 (May/April)

Reflecting this year's record maize crop, imports in 2013/14 are tentatively forecast to go down by 16 percent from the previous year to 420 000 tonnes. Wheat imports are forecast to remain strong at around 580 000 tonnes to satisfy consumption needs of the growing population, as well as sustained feed demand from the aquaculture industry.

Yellow maize prices declined in June

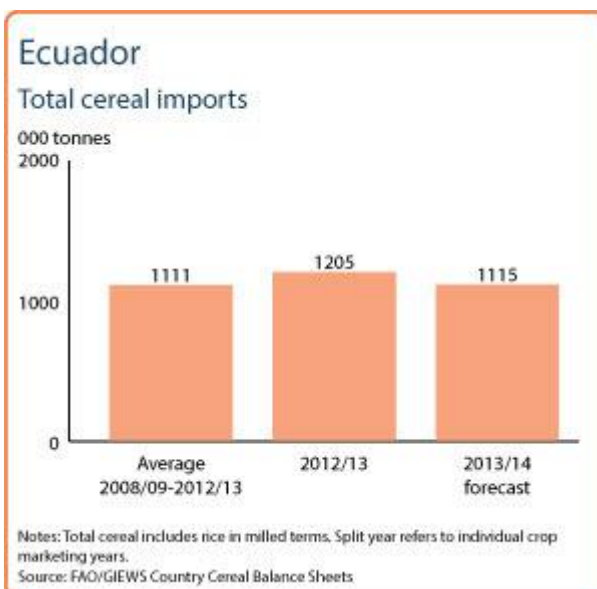
Prices of yellow maize, used as feed, declined significantly in June with the 2013 main season harvest, after increasing since mid-2012 supported by high demand for feed. Prices of rice, the main staple in the country, were stable in June but still significantly higher than a year earlier reflecting low supplies following last year's reduced output. Wheat flour prices remained also stable but lower than a year earlier as a result of adequate imports of wheat.



Ecuador
Cereal production

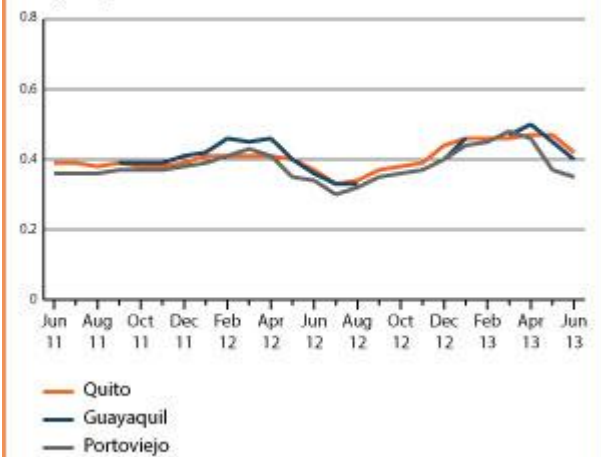
	2008-2012 average	2012	2013 forecast	change 2013/2012
	000 tonnes			percent
Rice (paddy)	1,521	1,400	1,540	10
Maize	921	980	1,100	12
Barley	20	21	20	-5
Others	20	19	20	5
Total	2,482	2,420	2,680	11

Note: percentage change calculated from unrounded data.
Source: FAO/GIEWS Country Cereal Balance Sheets



Ecuador Wholesale prices of yellow maize

USD per Kg



Source: Sistema de Información Nacional de Agricultura, Ganadería, Acuicultura y Pesca - SINAGAP

Ecuador Wholesale prices of rice

USD per Kg



Source: Sistema de Información Nacional de Agricultura, Ganadería, Acuicultura y Pesca - SINAGAP

Reference Date: 26-July-2012

FOOD SECURITY SNAPSHOT

- The 2012 main season rice crop adversely affected by pest attacks and heavy rains
- Cereal imports to remain steady
- Rice prices on the increase

The 2012 main season rice crop affected by pest attacks and heavy rains

Harvesting of the 2012 main season's rice crop, which represents about 60 percent of the aggregate national output, is about to be completed. In late May and June the crop was hit by a plague of snails which it is estimated to have sharply reduced yields. Earlier in the season, heavy rains severely affected the main growing areas in the provinces of Guayas and Los Ríos and the area lost to rice was officially estimated in late April at about 22 000 hectares, or approximately 6 percent of the annual national area planted to rice. The Government is currently distributing agricultural input packages that include rice, maize and soybeans seeds, and fertilizers to the worst hit provinces and is taking measures to prevent the spread of the snail plague to the secondary season crops, currently being planted. Assuming normal growing conditions during the secondary season, the 2012 rice aggregate output (main and secondary season) is tentatively forecast at 1.4 million tonnes or 5 percent below the drought-reduced level of 2011.

Damages to 2012 maize crops caused by the torrential rains earlier in the year were not severe and the 2012 production forecast points to an increase of 8 percent compared to last year, mainly reflecting higher plantings and yields compared to 2011.

Cereal imports to remain steady

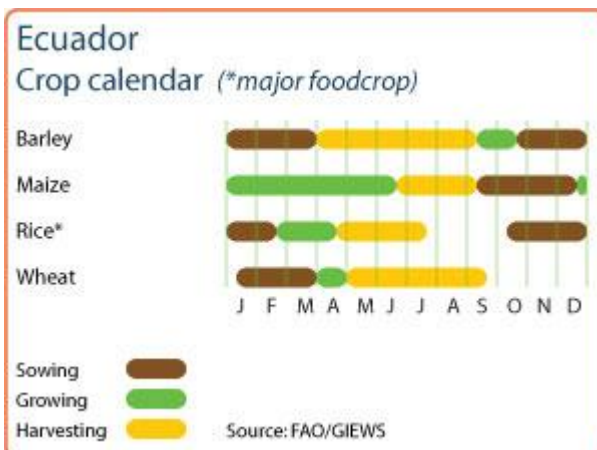
The country heavily depends on wheat imports to satisfy its domestic demand and imports are forecast at around 545 000 tonnes in 2012/13 marketing year (July/June), close to the levels of the past few years.

Despite the good output anticipated in 2012, maize imports are expected to remain at about 500 000 tonnes in 2012/13 (July/June) marketing year (July/June), in response to the increasing demand from the animal feed industry.

Rice prices on the increase

Prices of rice increased in the past few months reflecting deteriorating prospects for the 2012 main season's rice crop. In Quito, rice prices in the first weeks of July averaged USD 1.02 per kg and were 20 percent higher than a year earlier. The Government announced in July the distribution of 1 400 tonnes of rice in selected markets to be sold at USD 0.7 per kg.

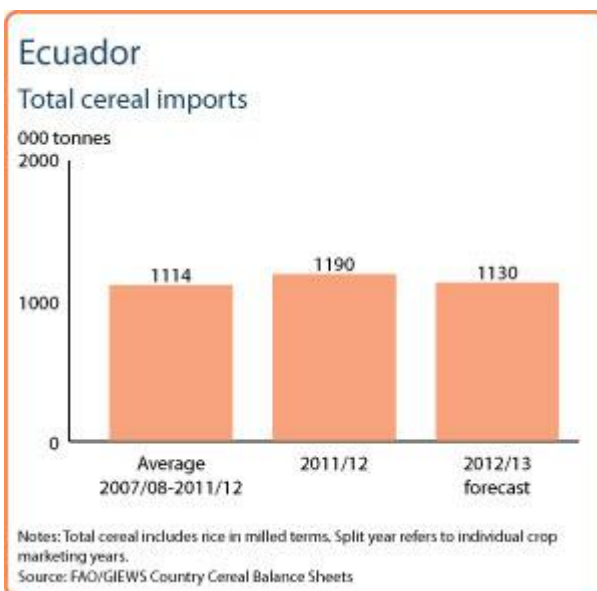
By contrast, prices of yellow maize have declined markedly in the past three months with the arrival of the new harvest into the markets and prices in the first weeks of July were below their levels at the same time a year ago.



Ecuador Cereal production

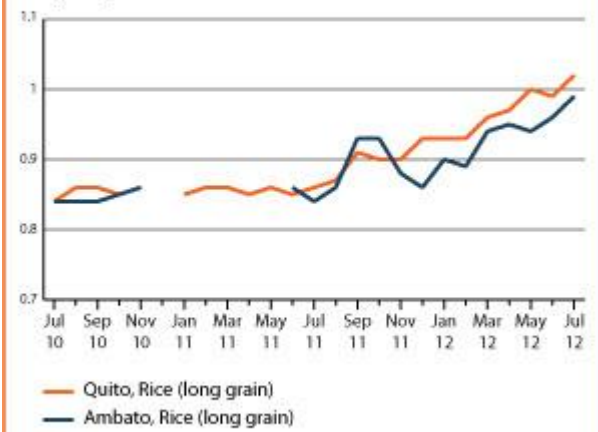
	2007-2011 average	2011	2012 forecast	change 2012/2011
	000 tonnes			percent
Rice (paddy)	1 588	1 478	1 400	-5
Maize	830	830	900	8
Barley	21	20	21	5
Others	20	20	19	-5
Total	2 458	2 348	2 340	0

Note: percentage change calculated from unrounded data.
Source: FAO/GIEWS Country Cereal Balance Sheets



Ecuador Wholesale prices of rice

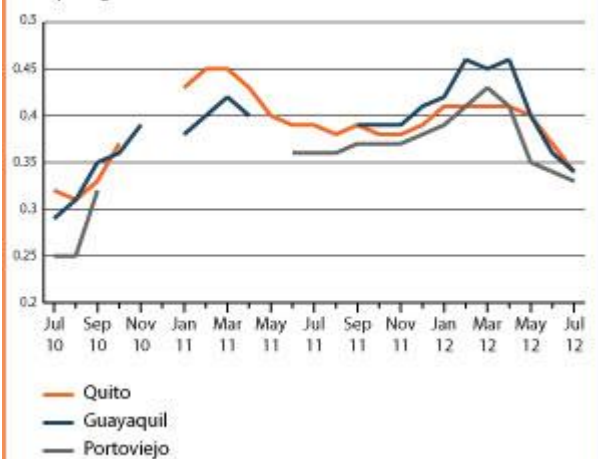
USD per Kg



Source: Sistema de Información Nacional de Agricultura, Ganadería, Acuacultura y Pesca - SINAGAP

Ecuador Wholesale prices of yellow maize

USD per Kg



Source: Sistema de Información Nacional de Agricultura, Ganadería, Acuacultura y Pesca - SINAGAP

Reference Date: 01-March-2012

FOOD SECURITY SNAPSHOT

- Torrential rains flood coastal areas
- Rice prices higher


Torrential rains flood coastal areas

The winter rainy season, which lasts from October to March in the sierra zone and from January to May in the coastal producer area, was aggravated this year by the La Niña weather pattern. The flooding and landslides caused by the rain, affected 8 400 people nationwide and caused loss of life. The provinces suffering the heaviest rainfall and worst damage to infrastructure, housing, and agriculture were Guayas, Los Ríos, Esmeraldas, and Manabí in the coastal region. On 9 February a state of emergency was declared in the municipality of Chone in Manabí.

Sowing for the 2012 rice crop will soon be completed, and maize sowing ended last December. Early prospects for the cereal harvest are uncertain owing to the intensive rainfall of January and February. In the provinces of Guayas, Los Ríos and Manabí, the rains affected 22 000 hectares of crops, over half of which in Manabí, which reported 13 000 hectares damaged, equivalent to 12 percent of the sown area. The worst affected crops are rice, vegetables, banana, and cocoa. As yet, however, there are no definitive estimates of crop losses nationwide. The forecast is for above normal rainfall to continue until March.

Rice prices higher

The excessive rains have also hindered crop marketing because of damage to transport infrastructure and the difficulty of reaching production centres. Rice prices surged in late 2011 and early 2012, in the wake of lower output in 2011 and recent marketing difficulties. In Quito, rice prices in January 2012 were 9 percent higher than a year earlier.



Ecuador Cereal production

	2006-2010 average	2010	2011 estimate	change 2011/2010
	000 tonnes			percent
Rice (paddy)	1 571	1 600	1 400	-12
Maize	819	800	760	-5
Barley	22	22	22	0
Others	21	24	23	-4
Total	2 433	2 446	2 205	-10

Note: percentage change calculated from unrounded data.
Source: FAO/GIEWS Country Cereal Balance Sheets



Reference Date: 28-September-2011

FOOD SECURITY SNAPSHOT

- Cereal production down in 2011
- Imports expected to increase in 2011/12 (July/June)

Cereal production declines in 2011


Harvesting of the main cereal crop in 2011 has ended, with total production provisionally estimated at 2.2 million tonnes, 10 percent less than the previous year's harvest and 9 percent below the average of the last five years. Rice output (paddy rice), for which harvesting was completed in July, has declined mostly as a result of the February-April drought that reduced both area planted and yields. Early estimates also point to a drop in maize production, forecast at 7.6 million tonnes, 5 percent below the 2010 level and 7 percent below average.

Cereal imports increasing

Cereal imports are expected to rise in the 2011/12 marketing year (July/June) to a level of 1.1 million tonnes. Ecuador imports around half of the maize it needs for the growing feed industry; and it depends almost entirely on imports to satisfy domestic demand for wheat.

Food prices rise

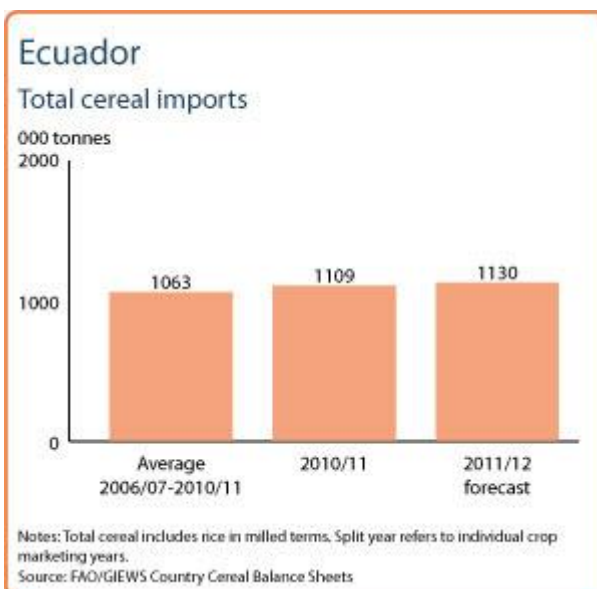
Consumer prices rose by 4.84 percent year-on-year in August 2011, compared to 3.82 percent in August 2010. Prices in the food product group are outpacing both general inflation and inflation in non-food products. Bread and potatoes were the products contributing most to the general annual inflation rate.



Ecuador
Cereal production

	2006-2010 average	2010	2011 forecast	change 2011/2010
	000 tonnes			percent
Rice (paddy)	1 571	1 600	1 400	-12
Maize	819	800	760	-5
Barley	22	22	22	0
Others	11	11	12	9
Total	2 433	2 446	2 205	-10

Note: percentage change calculated from unrounded data.
Source: FAO/GIEWS Country Cereal Balance Sheets



Reference Date: 10-June-2011

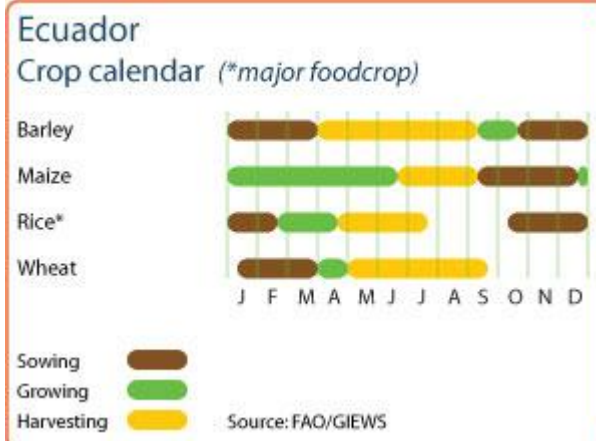
FOOD SECURITY SNAPSHOT

- Drought affects 2011 maize and rice production

Drought affects 2011 cereal production prospects

Harvesting of 2011 winter maize and rice crops is in progress. Early 2011 rice estimates point to a production of 1.4 million tonnes, 12 percent less than last year. Similarly, maize production estimates show a decrease compared to the low level of last year. The decrease in the 2011 cereal production prospects is due to the reduction in the area sown and a decrease in yield which resulted from the lack of rain from February to April and above average temperatures in coastal areas, particularly in the production province of Guayas. At the beginning of April, the government declared a state of emergency in six of the country's 24 provinces: Loja, Los Ríos, Guayas, Santa Elena, Manabí and El Oro. Rainfall in May arrived too late to avoid crop losses. Official estimates indicate that around 180 000 hectares of rice and maize crops were lost during the period of water shortage. The government has assigned USD 46 million to tackle the state of emergency and allow for supplementary irrigation. In 2011, an increase is forecast for maize imports while rice stocks should guarantee a sufficient supply despite losses.

On 1 June, the government set the minimum price support at Ecuador Sucre 16.5 (USD 0.00064) per quintal (45.36 kg) for 2011 winter maize.



Ecuador
Cereal production

	2006-2010 average	2010	2011 forecast	change 2011/2010
	000 tonnes			percent
Rice (paddy)	1 571	1 600	1 400	-12
Maize	828	800	760	-5
Barley	24	24	24	0
Others	11	11	12	9
Total	2 444	2 448	2 268	-7

Note: percentage change calculated from unrounded data.
Source: FAO/GIEWS Country Cereal Balance Sheets

Reference Date: 06-April-2010

FOOD SECURITY SNAPSHOT

- Heavy rains caused flooding and affected nearly 5 thousand families in the country's coastal provinces
- Government is supporting 2010 wheat production to increase average yields

Heavy rains end prolonged dry weather conditions

Prolonged drought conditions affected the country in the last months of 2009, in particular the province of Manabí where important staple crops such as maize and beans have reported some localized losses.

Then, in February, heavy showers caused floods and landslides. The most affected provinces were Esmeraldas, Manabí, El Oro, Guayas and Los Ríos, where almost 70 percent of the total annual maize production is concentrated.

Harvesting of 2010 winter maize, mainly yellow is scheduled to start in May. Despite localized damages to newly born plants caused by the reported flooding, planted area, approximately 430 000 hectares, is very similar to previous year.

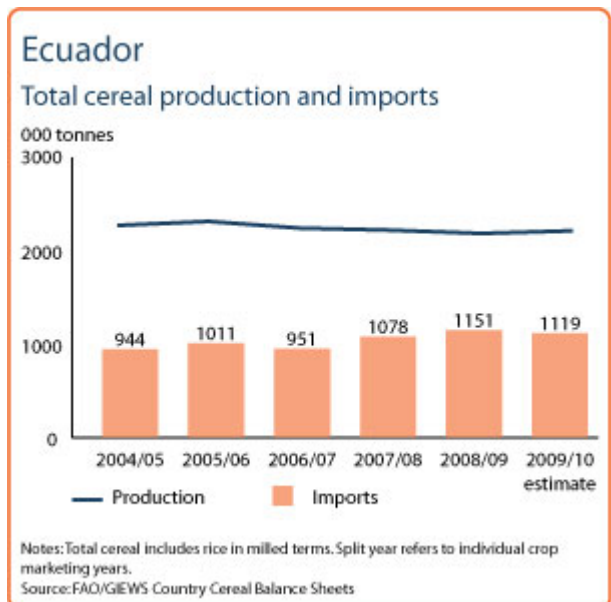
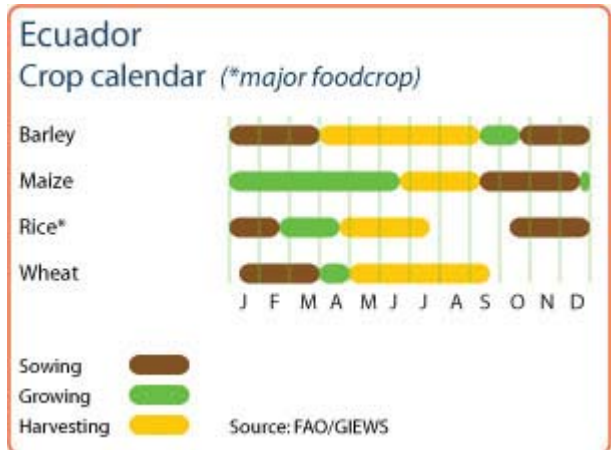
Driven by government measures, planting the 2010 wheat crop is approaching completion

In northern and central highlands, planting of 2010 main wheat crop is almost complete and sowed area is similar to the average level of the last five years. However, government incentive programs, including the distribution of improved seeds and subsidies for the purchase of agricultural inputs, are expected to boost average yields and increase production.

Similarly, planting of the first 2010 rice crop, which represents almost 75 percent of total production, is recently completed in coastal provinces. The area planted is reported at 330 000 hectares, a level similar to the average of the last three years. .

Increased domestic demand for wheat in 2009/10

Cereal import requirements for marketing year 2009/10 (July/June) are forecast to slightly increase compared to the level of 2008/09, mainly due to the high domestic demand of wheat and wheat products, favoured by more stable international prices, and wider dissemination of school feeding programmes.



Reference Date: 12-October-2009

FOOD SECURITY SNAPSHOT

- Coastal provinces received sufficient rainfall volumes for sowing of the important rice crop
- Good prospects for rice and maize production
- Maize domestic prices still at record level

Good rainfall volumes on the coastal regions

Rainfall volumes well below seasonal average were recorded in the Inter-Andean regions while favourably significant rains returned on the Pacific coastal provinces with mean precipitation volumes 35 percent higher than seasonal average.

Temperatures were slightly above normal seasonal values.

Good forecast for rice production

Sowing of the 2010 rice crop is underway in coastal provinces of Guayas, Los Rios and Manabi with beneficial water supplies allowing planting and other fieldwork to proceed smoothly.

Preliminary forecast point to a total planted area very similar to 2008, approximately 330 000 hectares.

Increasing planted area could result in a better maize output for 2009

Harvesting of the maize summer crop (mainly white) has just started in October in the inter-Andean departments of Azuay, Chimborazo and Pichincha. Prospects for total 2009 maize production are slightly above last year's result as plantings of the first season crop, which accounts for about 75 per cent of domestic output, recorded an increase in surface of 5 percent compared to the same period of 2008.

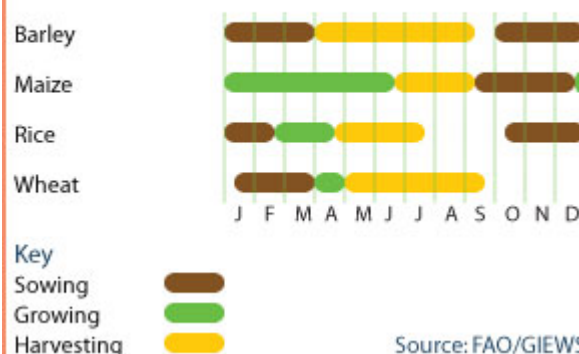
The total expected production is estimated at approximately 830 000 tonnes.

Maize prices, as of June 2009, are stable but still well above 2007 level

Despite a slight decline from the beginning of 2009, retail maize prices, are still more than 60 percent higher than two years ago.

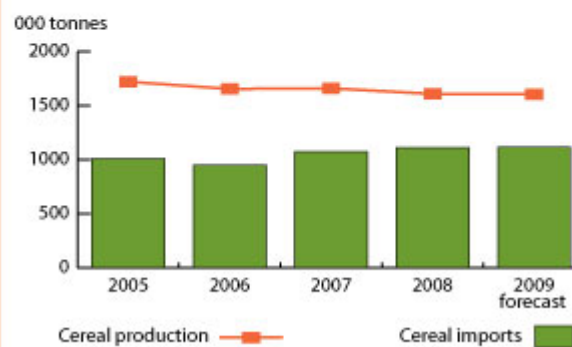
Rice prices, supported by an excellent domestic production, are stable since march 2008. Additionally, the price of potatoes in Quito, another important staple food for Ecuadorians, is going down from the record of November-January 2008.

Crop calendar Ecuador



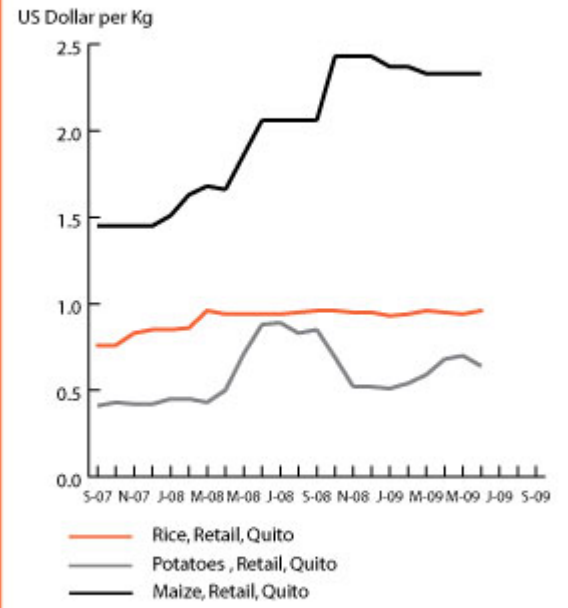
Cereal production and imports Ecuador

Cereal production	2004-2008	2008	2009	change
	average		forecast	
	000 tonnes		percent	
Maize	857	800	800	0%
Rice (milled)	767	764	764	0%
Barley	23	24	24	0%
Other	20	21	19	-9.5%
Total Cereals	1668	1609	1607	-0.1%



Source: FAO/GIEWS Country Cereal Balance Sheets

Ecuador Selected food prices



Source: Ministerio de agricultura ganadería acuicultura y pesca