



منظمة الأغذية
والزراعة
للأمم المتحدة

联合国
粮食及
农业组织

Food
and
Agriculture
Organization
of
the
United
Nations

Organisation
des
Nations
Unies
pour
l'alimentation
et
l'agriculture

Продовольственная и
сельскохозяйственная
организация
Объединенных
Наций

Organización
de las
Naciones
Unidas
para la
Agricultura
y la
Alimentación

COUNCIL

Hundred and Thirty-seventh Session

Rome, 28 September 2009 - 2 October 2009

Status of Current Assessments and Arrears as at 23 September 2009

This document presents the Status of Contributions to the Regular Programme as at 23 September 2009 showing receipts on current assessments and arrears presented as follows:

- Appendix A – Summary status of contributions to the Regular Programme as at 23 September 2009;
- Appendix B – Regular Programme Contributions as at 23 September 2009;
- Appendix C – Member Nations with Arrears of Contributions as at 23 September 2009;
- Appendix D – Arrears paid in full during Calendar Year 2009 as at 23 September 2009;
- Appendix E – Arrears paid in part during Calendar Year 2009 as at 23 September 2009;
- Appendix F – Member Nations having made no payment in 2009 against outstanding arrears as at 23 September 2009;
- Appendix G – Member Nations with Potential Voting Rights Problems as at 23 September 2009;
- Appendix H - Payment patterns of largest 15 contributors;
- Appendix I - Largest 25 Contributors as at 23 September 2009.

Appendix A

Summary Status of Contributions to the Regular Programme^{a b}

	2009	2008 (for comparison)
1. Amounts outstanding on 1 January		
Current Assessments ^c	USD 222,749,000.00 EUR 185,677,500.00	USD 222,749,000.00 EUR 185,677,500.00
Contributions in arrears ^d	USD 69,836,551.46 EUR 61,606,124.99	USD 60,875,717.64 EUR 32,842,389.43
Total	USD 292,585,551.46 EUR 247,283,624.99	USD 283,624,717.64 EUR 218,519,889.43
2. Receipts 1 January to 23 September		
Current Assessments	USD 156,382,349.03 EUR 130,897,599.47	USD 155,899,961.59 EUR 130,737,072.84
Contributions in arrears	USD 41,447,800.92 EUR 49,623,418.59	USD 2,492,354.83 EUR 5,004,886.47
Total	USD 197,830,149.95 EUR 180,521,018.06	USD 158,392,316.42 EUR 135,741,959.31
3. Amounts outstanding at 23 September		
Current Assessments	USD 66,366,650.97 EUR 54,779,900.53	USD 66,849,038.41 EUR 54,940,427.16
Contributions in arrears	USD 28,388,750.54 EUR 11,982,706.40	USD 58,383,362.81 EUR 27,837,502.96
Total	USD 94,755,401.51 EUR 66,762,606.93	USD 125,232,401.22 EUR 82,777,930.12
<u>Instalments due in future Years</u>	USD 2,438,593.11 EUR 6,549.44	USD 4,051,533.13 EUR 9,592.33
Total Outstanding	USD 97,193,994.62 EUR 66,769,156.37	USD 129,283,934.35 EUR 82,787,522.45

^a Appendix B sets out full details of receipts during 2009.

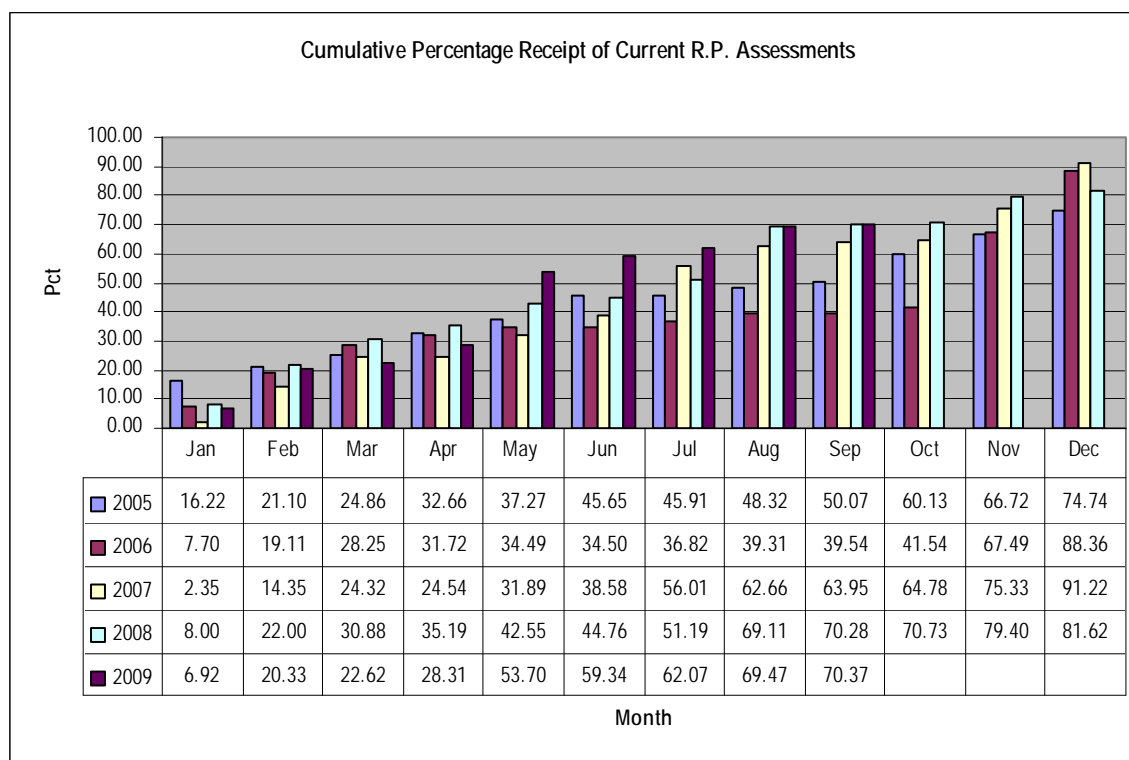
^b Contributions in arrears include amounts due under Conference authorized instalment plans.

^c Of which USD5,800,000 relates to the Tax Equalization Fund for 2009 and USD5,800,000 for 2008.

^d Contributions in arrears at 1 January includes the previous year end balance carried forward plus arrears instalments due 1 January, less any new instalment plans approved by the Conference and New Member contributions where applicable.

Current Assessments

4. The following statistics show the cumulative percentage receipts of current assessments over the past five years.



Receipt figures are the aggregate of USD and EUR receipts. All figures are at month end except September which is at 23 September 2009.

5. The position of the 2009 assessments of Member Nations at 23 September 2009, compared to the same date during the four preceding years was as follows:

Number of Member Nations

	2009 USD	2009 EUR	2008 USD	2008 EUR	2007 USD	2007 EUR	2006 USD	2006 EUR	2005 USD	2005 EUR
Paid in full	133	115	124	115	120	113	106	87	106	96
Part paid	9	15	11	10	13	17	10	22	13	14
No payment	49	61	56	66	55	58	72	79	68	77
Total	191	191	191	191	188	188	188	188	187	187

Contributions in arrears

6. The position of Member Nations with arrears of contributions at 23 September 2009 was as follows:

Number of Member Nations

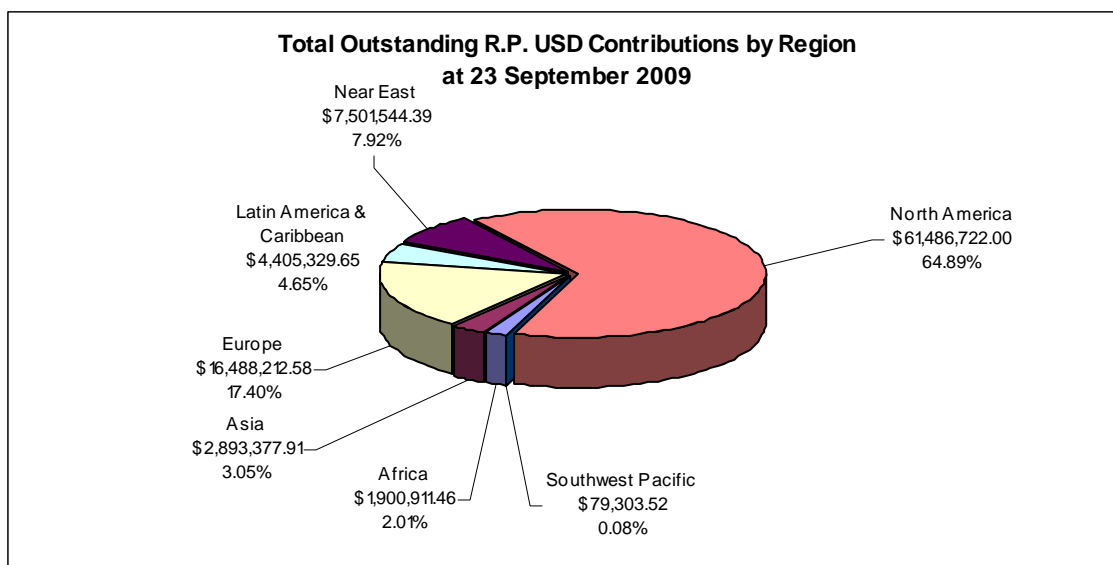
With arrears at 1 January 2009	73	
Arrears paid in full (<i>Appendix D</i>)		23
Arrears partially paid (<i>Appendix E</i>)		20
No payment (<i>Appendix F</i>)		30
With arrears at 23 September 2009 (<i>Appendix C</i>)	50	

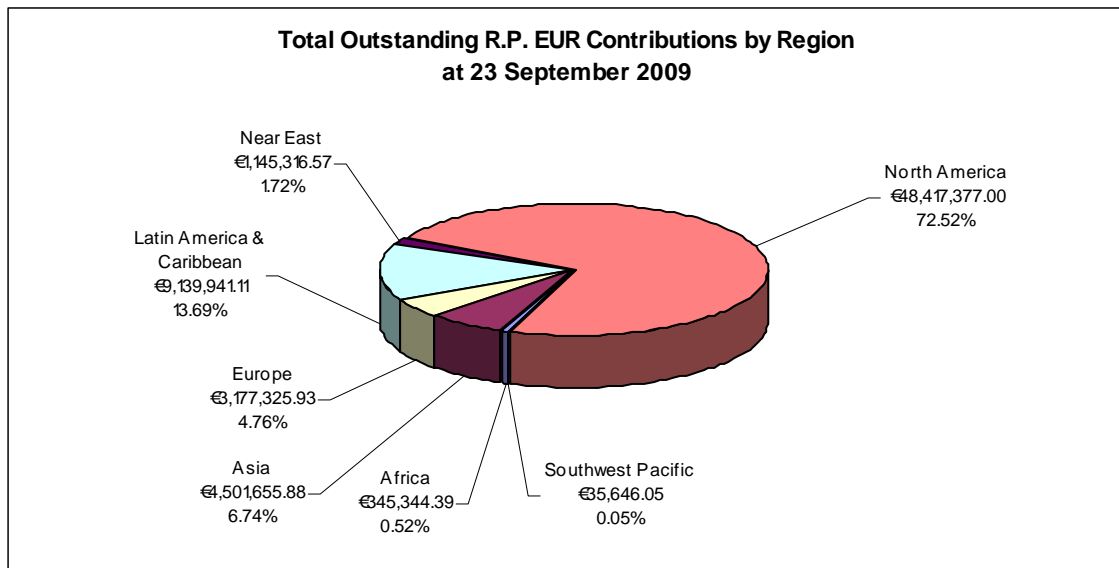
7. Additional information regarding arrears due at 23 September 2009

- The total arrears at 23 September was *USD 28,388,750.54 and EUR 11,982,706.40 (Appendix B/Appendix C) equivalent to 9.01 percent of current assessments.*
- *Six Member Nations had arrears in excess of USD1 million (Appendix C).*
- *Arrears exceeding USD1 million accounted for 85.72 percent of the total arrears due.*
- *Twenty-two Member Nations had arrears in such amounts as to jeopardise their right to vote in accordance with Article III.4 of the Constitution (Appendix G).*

Total Contributions Outstanding

8. The following charts show the geographical distribution of the total of all Regular Programme contributions outstanding in USD and EUR at 23 September 2009.





Regular Programme Contributions

Status As at: 23 September 2009

Member Nations	Receipts: ¹		Outstanding Contributions				Total Outstanding	
	Amounts received year to date ³		Relating to 2009 Assessments		Arrears: 2008 and prior assessments ²			
	USD	EUR	USD	EUR	USD	EUR	USD	EUR
Afghanistan	2,169.49	1,856.77	-	-	-	-	-	-
Albania	13,016.94	11,140.65	-	-	-	-	-	-
Algeria	186,576.14	159,682.65	-	-	-	-	-	-
Andorra	17,355.92	14,854.20	-	-	-	-	-	-
Angola	6,508.47	5,570.33	-	-	-	-	-	-
Antigua and Barbuda	-	-	4,338.98	3,713.55	322,763.77	21,333.49	327,102.75	25,047.04
Argentina	13,092,521.07	1,545,230.00	709,423.23	607,165.43	1,721,177.25	1,545,231.07	2,430,600.48	2,152,396.50
Armenia	79,338.98	3,713.55	-	-	-	-	-	-
Australia	3,896,404.04	3,334,767.90	-	-	-	-	-	-
Austria	1,933,015.59	-	-	1,654,386.53	-	-	-	1,654,386.53
Azerbaijan	136,529.70	9,728.73	-	-	-	-	-	-
Bahamas	34,711.84	29,708.40	-	-	-	-	-	-
Bahrain	71,593.17	61,273.58	-	-	-	-	-	-
Bangladesh	21,694.90	18,567.75	-	-	-	-	-	-
Barbados	19,525.41	16,710.98	-	-	-	-	-	-
Belarus	43,389.80	37,135.50	-	-	-	-	-	-
Belgium	2,403,794.92	2,057,306.70	-	-	-	-	-	-
Belize	2,169.49	1,856.77	-	-	-	-	-	-
Benin	2,169.49	3,645.99	-	-	-	-	-	-
Bhutan	2,169.49	1,856.77	-	-	-	-	-	-
Bolivia (Estado Plurinacional de)	55,636.29	-	13,016.94	11,140.65	20,070.17	12,201.61	33,087.11	23,342.26
Bosnia and Herzegovina	13,016.94	-	-	11,140.65	-	-	-	11,140.65
Botswana	30,372.86	-	-	25,994.85	-	-	-	25,994.85
Brazil	1,909,151.20	1,533,597.35	-	100,364.65	-	-	-	100,364.65
Bulgaria	43,389.80	-	43,389.80	37,135.50	-	-	43,389.80	37,135.50
Burkina Faso	4,338.98	3,713.55	-	-	-	-	-	-
Burundi	8,392.53	-	2,169.49	1,856.77	21,863.58	2,341.58	24,033.07	4,198.35
Cambodia	2,169.49	1,856.77	-	-	-	-	-	-
Cameroon	19,525.41	16,710.98	-	-	-	-	-	-
Canada	6,491,114.08	5,555,470.80	-	-	-	-	-	-
Cape Verde	6,104.29	5,481.35	-	-	-	-	-	-
Central African Republic	216,902.74	10,738.28	-	-	-	-	-	-
Chad	2,169.49	1,856.77	-	-	-	-	-	-
Chile	351,457.38	276,857.22	-	23,940.33	-	862,219.10	-	886,159.43
China	5,814,233.20	4,976,157.00	-	-	-	-	-	-
Colombia	2,600.34	-	227,365.60	196,818.15	-	-	227,365.60	196,818.15
Comoros	-	-	2,169.49	1,856.77	277,031.63	8,881.51	279,201.12	10,738.28
Congo	2,169.49	1,856.77	-	-	-	-	-	-
Cook Islands	2,169.49	1,856.77	2,169.49	1,856.77	-	-	2,169.49	1,856.77
Costa Rica	229,758.52	54,373.43	-	59,416.80	-	184,778.39	-	244,195.19
Croatia	108,474.50	92,838.75	-	-	-	-	-	-
Cuba	83,000.00	-	117,152.46	100,265.85	189,499.74	182,135.00	306,652.20	282,400.85
Cyprus	95,457.56	81,698.10	-	-	-	-	-	-
Czech Republic	611,796.18	523,610.55	-	-	-	-	-	-
Côte d'Ivoire	-	-	19,525.41	16,710.98	19,525.41	44,678.22	39,050.82	61,389.20
Democratic People's Republic of Korea	15,186.43	25,994.86	-	-	-	-	-	-
Democratic Republic of the Congo	-	-	6,508.47	5,570.33	38,522.23	30,203.39	45,030.70	35,773.72
Denmark	1,611,931.07	1,379,583.83	-	-	-	-	-	-

Regular Programme Contributions
Status As at: 23 September 2009

Member Nations	Receipts: ¹		Outstanding Contributions				Total Outstanding	
	Amounts received year to date ³		Relating to 2009 Assessments		Arrears: 2008 and prior assessments ²			
	USD	EUR	USD	EUR	USD	EUR	USD	EUR
Djibouti	-	-	2,169.49	1,856.77	2,169.49	1,826.77	4,338.98	3,683.54
Dominica	-	-	2,169.49	1,856.77	-	3,624.58	2,169.49	5,481.35
Dominican Republic	-	-	52,067.76	44,562.60	149,014.71	252,477.88	201,082.47	297,040.48
Ecuador	45,559.29	43,420.50	-	-	-	-	-	-
Egypt	193,084.61	165,252.98	-	-	-	-	-	-
El Salvador	43,389.80	34,338.40	-	2,797.10	-	-	-	2,797.10
Equatorial Guinea	-	-	4,338.98	3,713.55	2,902.81	1,307.96	7,241.79	5,021.51
Eritrea	4,338.98	3,713.54	-	-	-	-	-	-
Estonia	34,711.84	29,708.40	-	-	-	-	-	-
Ethiopia	-	-	6,508.47	5,570.33	-	-	6,508.47	5,570.33
Fiji	6,508.47	5,570.33	-	-	-	-	-	-
Finland	1,230,100.83	1,052,791.43	-	-	-	-	-	-
France	13,737,210.68	11,757,099.30	-	-	-	-	-	-
Gabon	-	-	17,355.92	14,854.20	-	-	17,355.92	14,854.20
Gambia	2,169.49	1,856.77	-	-	-	-	-	-
Georgia	26,508.47	5,570.33	-	-	1,217,323.08	-	1,217,323.08	-
Germany	18,698,834.31	16,003,543.73	-	-	-	-	-	-
Ghana	1,616.72	355.88	8,677.96	7,427.10	-	-	8,677.96	7,427.10
Greece	1,299,524.51	1,112,208.23	-	-	-	-	-	-
Grenada	-	-	2,169.49	1,856.77	-	-	2,169.49	1,856.77
Guatemala	129,477.92	16,044.92	-	59,416.80	-	47,644.94	-	107,061.74
Guinea	-	-	2,169.49	1,856.77	2,169.49	12,312.74	4,338.98	14,169.51
Guinea-Bissau	-	-	2,169.49	1,856.77	104,742.25	8,881.51	106,911.74	10,738.28
Guyana	2,169.49	773.99	-	1,856.77	-	1,082.78	-	2,939.55
Haiti	-	-	4,338.98	3,713.55	4,338.98	5,303.42	8,677.96	9,016.97
Honduras	10,847.45	7,980.15	-	1,303.73	-	-	-	1,303.73
Hungary	531,525.05	24,365.38	-	430,544.50	-	-	-	430,544.50
Iceland	80,271.13	137,401.36	-	-	-	-	-	-
India	980,609.48	839,262.30	-	-	-	-	-	-
Indonesia	351,457.38	300,797.55	-	-	-	-	-	-
Iran, Islamic Republic of	688,477.11	618,924.88	379,995.30	336,076.28	-	-	379,995.30	336,076.28
Iraq	580,155.38	78,318.97	-	-	4,928,517.30	454,206.07	4,928,517.30	454,206.07
Ireland	969,762.03	829,978.43	-	-	-	-	-	-
Israel	913,355.29	781,702.28	-	-	-	-	-	-
Italy	11,073,076.96	9,476,979.60	-	-	-	-	-	-
Jamaica	7,572.42	18,567.75	14,122.48	-	-	-	14,122.48	-
Japan	36,243,499.94	31,019,283.15	-	-	-	-	-	-
Jordan	26,033.88	22,281.30	-	-	-	-	-	-
Kazakhstan	62,915.21	53,846.48	-	-	-	-	-	-
Kenya	21,694.90	18,567.75	-	-	-	-	-	-
Kiribati	2,169.49	1,856.77	-	-	3,530.62	-	3,530.62	-
Kuwait	397,016.67	339,789.83	-	-	-	-	-	-
Kyrgyzstan	4,338.98	1,706.31	-	150.46	870,801.26	8,881.51	870,801.26	9,031.97
Lao People's Democratic Republic	2,169.49	-	-	1,856.77	-	-	-	1,856.77
Latvia	39,050.82	33,421.95	-	-	-	-	-	-
Lebanon	73,762.66	63,130.35	-	-	-	-	-	-
Lesotho	-	1,856.77	2,169.49	-	-	-	2,169.49	-
Liberia	8,927.97	-	-	1,856.77	291,628.76	8,881.51	291,628.76	10,738.28

Regular Programme Contributions
Status As at: 23 September 2009

Member Nations	Receipts: ¹		Outstanding Contributions				Total Outstanding	
	Amounts received year to date ³		Relating to 2009 Assessments		Arrears: 2008 and prior assessments ²			
	USD	EUR	USD	EUR	USD	EUR	USD	EUR
Libyan Arab Jamahiriya	134,508.38	115,120.05	134,508.38	115,120.05	109,961.11	-	244,469.49	115,120.05
Lithuania	67,254.19	57,560.03	-	-	-	-	-	-
Luxembourg	186,576.14	159,682.65	-	-	-	-	-	-
Madagascar	4,338.98	48.42	-	3,665.13	-	-	-	3,665.13
Malawi	2,169.49	1,856.77	-	-	-	-	-	-
Malaysia	414,372.59	354,644.03	-	-	-	-	-	-
Maldives	2,169.49	1,856.77	-	-	-	-	-	-
Mali	2,169.49	1,856.77	-	-	-	-	-	-
Malta	36,881.33	31,565.18	-	-	-	-	-	-
Marshall Islands	2,169.49	1,750.46	-	106.31	-	-	-	106.31
Mauritania	-	-	2,169.49	1,856.77	5,700.11	5,392.39	7,869.60	7,249.16
Mauritius	23,864.39	20,424.53	-	-	-	-	-	-
Mexico	10,103,280.50	8,899,068.42	-	3,790,849.80	-	-	-	3,790,849.80
Micronesia (Federated States of)	2,169.49	1,748.44	-	1,856.77	-	3,146.98	-	5,003.75
Moldova	112,169.49	1,856.77	-	-	-	-	-	-
Monaco	6,508.47	5,570.33	-	-	-	-	-	-
Mongolia	2,169.49	1,856.77	-	-	-	-	-	-
Montenegro	2,770.85	1,856.77	-	-	2,009.46	-	2,009.46	-
Morocco	91,118.58	77,984.55	-	-	-	-	-	-
Mozambique	2,169.49	650.84	-	1,205.93	-	-	-	1,205.93
Myanmar	21,694.90	20,095.31	-	-	-	163.97	-	163.97
Namibia	13,016.94	11,140.65	-	-	-	-	-	-
Nauru	-	-	2,169.49	1,856.77	16,342.63	8,881.51	18,512.12	10,738.28
Nepal	6,508.47	5,570.33	-	-	-	-	-	-
Netherlands	4,082,980.18	3,494,450.55	-	-	-	-	-	-
New Zealand	557,558.93	477,191.18	-	-	-	-	-	-
Nicaragua	-	-	4,338.98	3,713.55	6,104.29	9,573.48	10,443.27	13,287.03
Niger	-	-	2,169.49	1,856.77	1,765.31	3,934.80	1,856.77	1,856.77
Nigeria	104,135.52	84,355.81	-	64,592.08	28,488.17	-	28,488.17	64,592.08
Niue	2,169.49	1,856.77	-	-	-	-	-	-
Norway	1,705,219.14	1,459,425.15	-	-	-	-	-	-
Oman	158,372.77	135,544.58	-	-	-	-	-	-
Pakistan	262.41	107,109.05	127,999.91	109,549.73	-	2,440.68	127,999.91	111,990.41
Palau	-	-	2,169.49	1,856.77	8,488.13	8,881.51	10,657.62	10,738.28
Panama	49,898.27	42,705.83	-	-	-	-	-	-
Papua New Guinea	4,338.98	3,713.55	-	-	-	-	-	-
Paraguay	-	-	10,847.45	9,283.88	-	107,266.59	10,847.45	116,550.47
Peru	-	-	169,220.22	144,828.45	273,405.78	311,002.12	442,626.00	455,830.57
Philippines	169,220.22	105,134.70	-	144,828.45	-	152,429.93	-	297,258.38
Poland	1,093,422.96	-	-	935,814.60	-	-	-	935,814.60
Portugal	1,149,829.70	984,090.75	-	-	-	-	-	-
Qatar	99,802.57	-	86,773.57	159,682.65	-	-	86,773.57	159,682.65
Republic of Korea	6,745,666.16	-	2,730,666.16	4,055,196.60	-	-	2,730,666.16	4,055,196.60
Romania	151,864.30	129,974.25	-	-	-	-	-	-
Russian Federation	2,616,404.94	2,239,270.65	-	-	-	-	-	-
Rwanda	2,169.49	-	-	1,856.77	-	-	-	1,856.77
Saint Kitts and Nevis	2,169.49	1,856.77	-	-	-	-	-	-
Saint Lucia	-	-	2,169.49	1,856.77	-	-	2,169.49	1,856.77

Regular Programme Contributions
Status As at: 23 September 2009

Member Nations	Receipts: ¹		Outstanding Contributions				Total Outstanding	
	Amounts received year to date ³		Relating to 2009 Assessments		Arrears: 2008 and prior assessments ²			
	USD	EUR	USD	EUR	USD	EUR	USD	EUR
Saint Vincent and the Grenadines	2,169.49	3,713.54	2,169.49	-	-	-	2,169.49	-
Samoa	-	1,856.77	2,169.49	-	-	-	2,169.49	-
San Marino	6,508.47	5,570.33	-	-	-	-	-	-
Sao Tome and Principe	-	-	2,169.49	1,856.77	274,252.25	8,881.51	276,421.74	10,738.28
Saudi Arabia	1,631,456.48	1,396,294.80	-	-	-	-	-	-
Senegal	8,677.96	534.50	-	6,892.60	-	-	-	6,892.60
Serbia	45,559.29	38,992.28	-	-	-	-	-	-
Seychelles	18,947.43	4,414.86	-	-	-	-	-	-
Sierra Leone	-	-	2,169.49	1,856.77	97,042.58	8,881.51	99,212.07	10,738.28
Slovakia	136,677.87	116,976.83	-	-	-	-	-	-
Slovenia	-	180,107.18	210,440.53	-	-	-	210,440.53	-
Solomon Islands	2,169.49	1,856.77	-	-	35,755.71	3,489.12	35,755.71	3,489.12
Somalia	-	-	2,169.49	1,856.77	350,156.25	8,881.51	352,325.74	10,738.28
South Africa	-	542,178.30	633,491.08	-	-	-	633,491.08	-
Spain	-	5,538,759.83	6,471,588.67	-	-	-	6,471,588.67	-
Sri Lanka	-	-	34,711.84	29,708.40	-	-	34,711.84	29,708.40
Sudan	4,110.98	18,567.75	17,583.92	-	-	-	17,583.92	-
Suriname	4,338.98	3,713.54	-	-	-	-	-	-
Swaziland	8,677.96	-	-	3,713.55	-	-	-	3,713.55
Sweden	2,334,371.24	1,997,889.90	-	-	-	-	-	-
Switzerland	2,651,116.78	2,268,979.05	-	-	-	-	-	-
Syrian Arab Republic	34,711.84	29,708.40	-	-	-	-	-	-
Tajikistan	-	-	2,169.49	1,856.77	144,121.56	4,459.38	146,291.05	6,316.15
Thailand	405,694.63	347,216.93	-	-	-	-	-	-
The former Yugoslav Republic of Macedonia	10,847.45	9,283.88	-	-	-	-	-	-
Timor-Leste	6,104.29	-	-	1,856.77	-	3,624.58	-	5,481.35
Togo	2,169.49	1,700.49	-	156.28	-	-	-	156.28
Tonga	2,169.49	1,856.77	-	-	-	-	-	-
Trinidad and Tobago	60,576.23	50,132.93	-	-	-	-	-	-
Tunisia	67,254.19	57,560.03	-	-	-	620.63	-	620.63
Turkey	815,103.02	711,144.83	15,811.65	-	-	-	15,811.65	-
Turkmenistan	-	-	13,016.94	11,140.65	457,430.84	39,320.93	470,447.78	50,461.58
Tuvalu	-	1,856.77	2,169.49	-	-	-	2,169.49	-
Uganda	-	5,865.66	6,508.47	181.78	-	-	6,508.47	181.78
Ukraine	-	-	97,627.05	83,554.88	-	-	97,627.05	83,554.88
United Arab Emirates	659,524.96	564,459.60	-	-	-	-	-	-
United Kingdom	14,481,345.75	12,393,973.13	-	-	-	-	-	-
United Republic of Tanzania	180.23	731.31	12,836.71	10,409.34	-	-	12,836.71	10,409.34
United States of America	16,058,634.00	38,349,050.00	53,528,780.00	40,849,050.00	7,957,942.00	7,568,327.00	61,486,722.00	48,417,377.00
Uruguay	-	-	58,576.23	50,132.93	-	-	58,576.23	50,132.93
Uzbekistan	17,355.92	14,854.20	-	-	24,714.34	24,749.27	24,714.34	24,749.27
Vanuatu	-	-	2,169.49	1,856.77	2,169.49	1,856.77	4,338.98	3,713.54
Venezuela (Bolivarian Republic of)	110,599.80	-	325,467.69	373,211.78	-	-	325,467.69	373,211.78
Viet Nam	52,067.76	44,562.60	-	-	-	-	-	-
Yemen	16,898.71	13,224.71	-	-	-	-	-	-
Yugoslavia	-	-	-	-	8,405,308.00	-	8,405,308.00	-
Zambia	2,169.49	1,856.77	-	-	-	-	-	-
Zimbabwe	17,355.92	-	-	14,854.20	-	-	-	14,854.20

Regular Programme Contributions

Status As at: **23 September 2009**

Member Nations	Receipts: ¹		Outstanding Contributions				Total Outstanding	
	Amounts received year to date ³		Relating to 2009 Assessments		Arrears: 2008 and prior assessments ²			
	USD	EUR	USD	EUR	USD	EUR	USD	EUR
Total	\$ 197,830,149.95	€ 180,521,018.06	\$ 66,366,650.97	€ 54,779,900.53	\$ 28,388,750.54	€ 11,982,706.40	\$ 94,755,401.51	€ 66,762,606.93

^{1/} Of USD receipts, USD 156,382,349.03 credited to 2009 assessments, USD 41,447,800.92 to arrears. Of EUR receipts, EUR 130,897,599.47 credited to 2009 assessments, EUR 49,623,418.59 to arrears.

^{2/} Includes Arrears Instalments of USD 1,259,256.83 and EUR 2,341.58 due in 2009.

^{3/} Includes advances carried forward from previous years.

Conference Authorized Arrears Instalments - Summary

Member Nations	Receipts		Instalments				Total Outstanding	
	USD	EUR	Due in 2009	Due in 2009	Due in future Years	Due in future Years	USD	EUR
			USD	EUR	USD	EUR		
Armenia	75,000.00		-		1,353,298.63		1,353,298.63	
Azerbaijan	125,682.26		-		502,729.04		502,729.04	
Bolivia			20,070.17				20,070.17	
Burundi	8,392.53		21,863.58	2,341.58	30,256.11	2,341.58	52,119.69	4,683.16
Georgia	20,000.00		1,217,323.08				1,217,323.08	
Moldova	110,000.00		-		464,658.63		464,658.63	
Seychelles	14,608.45	701.31	-	-	87,650.70	4,207.86	87,650.70	4,207.86
Total	353,683.24	701.31	1,259,256.83	2,341.58	2,438,593.11	6,549.44	3,697,849.94	8,891.02

Member Nations with Arrears of Contributions as at 23 September 2009

	Member Nation	Arrears Outstanding					Total Arrears
		2008	2007	2006	2005	Prior	
1	Argentina			\$ 1,721,177.25 € 1,545,231.07			\$ 1,721,177.25 € 1,545,231.07
2	Chile	€ 300,797.55	€ 403,059.54	€ 158,362.01			\$ - € 862,219.10
3	Georgia	\$ 1,217,323.08					\$ 1,217,323.08 € -
4	Iraq				\$ 6,610.79 € 238,410.89	\$ 4,921,906.51 € 187,943.55	\$ 4,928,517.30 € 454,206.07
5	United States of America	€ 27,851.63	\$ 3,117,297.00 € 2,901,322.00	\$ 3,014,418.00 € 4,667,005.00	\$ 71,032.00	\$ 1,755,195.00	\$ 7,957,942.00 € 7,568,327.00
6	Yugoslavia					\$ 8,405,308.00	\$ 8,405,308.00 € -
	Arrears over \$1,000,000	\$ 1,217,323.08	\$ 3,117,297.00	\$ 4,735,595.25	\$ 77,642.79	\$ 15,082,409.51	\$ 24,230,267.63
		€ 328,649.18	€ 3,304,381.54	€ 6,370,598.08	€ 238,410.89	€ 187,943.55	€ 10,429,983.24
7	Antigua and Barbuda	\$ 4,338.98 € 3,713.55	\$ 5,295.93 € 5,303.42	\$ 5,295.93 € 5,303.42	\$ 3,404.95 € 3,506.55	\$ 304,427.98 € 3,506.55	\$ 322,763.77 € 21,333.49
8	Comoros	\$ 2,169.49 € 1,856.77	\$ 1,765.31 € 1,767.81	\$ 1,765.31 € 1,767.81	\$ 1,694.01 € 1,744.56	\$ 269,637.51 € 1,744.56	\$ 277,031.63 € 8,881.51
9	Cuba	\$ 117,152.46 € 100,265.85	\$ 72,347.28 € 77,783.42	€ 4,085.73			\$ 189,499.74 € 182,135.00
10	Dominican Republic	\$ 52,067.76 € 44,562.60	\$ 63,551.16 € 63,640.98	€ 63,640.98	\$ 33,395.79 € 40,316.66		\$ 149,014.71 € 252,477.88
11	Kyrgyzstan	\$ 1,765.31 € 1,856.77	\$ 1,765.31 € 1,767.81	\$ 1,765.31 € 1,767.81	\$ 1,694.01 € 1,744.56	\$ 865,576.63 € 1,744.56	\$ 870,801.26 € 8,881.51
12	Liberia	€ 1,856.77	€ 1,767.81	€ 1,767.81	€ 1,744.56	\$ 291,628.76 € 1,744.56	\$ 291,628.76 € 8,881.51
13	Peru	\$ 169,220.22 € 144,828.45	\$ 104,185.56 € 166,173.67				\$ 273,405.78 € 311,002.12
14	Sao Tome and Principe	\$ 2,169.49 € 1,856.77	\$ 1,765.31 € 1,767.81	\$ 1,765.31 € 1,767.81	\$ 1,694.01 € 1,744.56	\$ 266,858.13 € 1,744.56	\$ 274,252.25 € 8,881.51
15	Somalia	\$ 2,169.49 € 1,856.77	\$ 1,765.31 € 1,767.81	\$ 1,765.31 € 1,767.81	\$ 1,694.01 € 1,744.56	\$ 342,762.13 € 1,744.56	\$ 350,156.25 € 8,881.51
16	Turkmenistan	\$ 13,016.94 € 11,140.65	\$ 8,826.55 € 8,839.03	\$ 8,826.55 € 8,839.03	\$ 5,098.95 € 5,251.11	\$ 421,661.85 € 5,251.11	\$ 457,430.84 € 39,320.93
	Arrears \$250,000 to \$1,000,000	\$ 362,304.83	\$ 261,267.72	\$ 21,183.72	\$ 48,675.73	\$ 2,762,552.99	\$ 3,455,984.99
		€ 313,794.95	€ 330,579.57	€ 90,708.21	€ 57,797.12	€ 57,797.12	€ 850,676.97

Member Nations with Arrears of Contributions as at 23 September 2009

	Member Nation	Arrears Outstanding					Total Arrears
		2008	2007	2006	2005	Prior	
17	Bolivia (Plurinational State of)	\$ 20,070.17					\$ 20,070.17
		€ 11,140.65					€ 12,201.61
18	Burundi	\$ 21,863.58			€ 1,060.96		\$ 21,863.58
		€ 2,341.58					€ 2,341.58
19	Costa Rica						\$ -
		€ 59,416.80	€ 54,801.96	€ 54,801.96	€ 15,757.67		€ 184,778.39
20	Côte d'Ivoire	\$ 19,525.41					\$ 19,525.41
		€ 16,710.98	€ 17,678.05	€ 10,289.19			€ 44,678.22
21	Democratic Republic of the Congo	\$ 6,508.47	\$ 5,295.93	\$ 5,295.93	\$ 6,809.90	\$ 14,612.00	\$ 38,522.23
		€ 5,570.33	€ 5,303.42	€ 5,303.42	€ 7,013.11	€ 7,013.11	€ 30,203.39
22	Djibouti	\$ 2,169.49					\$ 2,169.49
		€ 1,826.77					€ 1,826.77
23	Dominica						\$ -
		€ 1,856.77	€ 1,767.81				€ 3,624.58
24	Equatorial Guinea	\$ 2,902.81					\$ 2,902.81
		€ 1,307.96					€ 1,307.96
25	Guatemala						\$ -
		€ 47,644.94					€ 47,644.94
26	Guinea	\$ 2,169.49					\$ 2,169.49
		€ 1,856.77	€ 5,303.42	€ 5,152.55			€ 12,312.74
27	Guinea-Bissau	\$ 2,169.49	\$ 1,765.31	\$ 1,765.31	\$ 1,694.01	\$ 97,348.13	\$ 104,742.25
		€ 1,856.77	€ 1,767.81	€ 1,767.81	€ 1,744.56	€ 1,744.56	€ 8,881.51
28	Guyana						\$ -
		€ 1,082.78					€ 1,082.78
29	Haiti	\$ 4,338.98					\$ 4,338.98
		€ 5,303.42	€ 5,303.42				€ 5,303.42
30	Kiribati		\$ 1,765.31	\$ 1,765.31			\$ 3,530.62
							€ -
31	Libyan Arab Jamahiriya		\$ 109,961.11				\$ 109,961.11
							€ -
32	Mauritania	\$ 2,169.49	\$ 1,765.31	\$ 1,765.31			\$ 5,700.11
		€ 1,856.77	€ 1,767.81	€ 1,767.81			€ 5,392.39
33	Micronesia (Federated States of)						\$ -
		€ 1,856.77	€ 1,290.21				€ 3,146.98
34	Montenegro	\$ 2,009.46					\$ 2,009.46
							€ -
35	Myanmar						\$ -
		€ 163.97					€ 163.97
36	Nauru	\$ 2,169.49	\$ 1,765.31	\$ 1,765.31	\$ 1,694.01	\$ 8,948.51	\$ 16,342.63
		€ 1,856.77	€ 1,767.81	€ 1,767.81	€ 1,744.56	€ 1,744.56	€ 8,881.51

Member Nations with Arrears of Contributions as at 23 September 2009

	Member Nation	Arrears Outstanding					Total Arrears
		2008	2007	2006	2005	Prior	
37	Nicaragua	\$ 4,338.98	\$ 1,765.31				\$ 6,104.29
		€ 3,713.55	€ 1,767.81	€ 1,767.81	€ 1,744.56	€ 579.75	€ 9,573.48
38	Niger		\$ 1,765.31				\$ 1,765.31
39	Nigeria	\$ 28,488.17					€ 28,488.17
40	Pakistan						€ -
		€ 2,440.68					\$ 2,440.68
41	Palau	\$ 2,169.49	\$ 1,765.31	\$ 1,765.31	\$ 1,694.01	\$ 1,094.01	\$ 8,488.13
		€ 1,856.77	€ 1,767.81	€ 1,767.81	€ 1,744.56	€ 1,744.56	€ 8,881.51
42	Paraguay						\$ -
		€ 9,283.88	€ 21,213.66	€ 21,213.66	€ 28,052.44	€ 27,502.95	€ 107,266.59
43	Philippines						€ -
		€ 144,828.45	€ 7,601.48				€ 152,429.93
44	Sierra Leone	\$ 2,169.49	\$ 1,765.31	\$ 1,765.31	\$ 1,694.01	\$ 89,648.46	\$ 97,042.58
		€ 1,856.77	€ 1,767.81	€ 1,767.81	€ 1,744.56	€ 1,744.56	€ 8,881.51
45	Solomon Islands				\$ 1,694.01	\$ 34,061.70	\$ 35,755.71
					€ 1,744.56	€ 1,744.56	€ 3,489.12
46	Tajikistan	\$ 2,169.49				\$ 141,952.07	\$ 144,121.56
		€ 1,856.77	€ 1,767.81	€ 834.80			€ 4,459.38
47	Timor-Leste						\$ -
		€ 1,856.77	€ 1,767.81				€ 3,624.58
48	Tunisia						\$ -
		€ 620.63					€ 620.63
49	Uzbekistan		\$ 24,714.34				\$ 24,714.34
			€ 24,749.27				€ 24,749.27
50	Vanuatu	\$ 2,169.49					\$ 2,169.49
		€ 1,856.77					€ 1,856.77
	Arrears less than \$250,000	\$ 129,571.44	\$ 154,093.86	\$ 15,887.79	\$ 15,279.95	\$ 387,664.88	\$ 702,497.92
		€ 328,518.42	€ 159,155.18	€ 108,202.44	€ 62,351.54	€ 43,818.61	€ 702,046.19
	Total of all Member Nations	\$ 1,709,199.35	\$ 3,532,658.58	\$ 4,772,666.76	\$ 141,598.47	\$ 18,232,627.38	\$ 28,388,750.54
		€ 970,962.55	€ 3,794,116.29	€ 6,569,508.73	€ 358,559.55	€ 289,559.28	€ 11,982,706.40

Arrears paid in full during Calendar Year 2009 as at 23 September 2009

No	Member Nation	Arrears Paid US\$	Arrears Paid Euro
1	Armenia	\$ 75,000.00	€ -
2	Azerbaijan	\$ 125,682.25	€ 444.85
3	Benin	\$ -	€ 1,789.22
4	Bulgaria	\$ 43,389.80	€ -
5	Cape Verde	\$ 3,934.80	€ 3,624.58
6	Central African Republic	\$ 214,733.25	€ 8,881.51
7	Cook Islands	\$ 2,169.49	€ 1,856.77
8	Democratic People's Republic of Korea	\$ -	€ 12,997.43
9	Ecuador	\$ -	€ 4,428.22
10	Eritrea	\$ 2,169.49	€ 1,856.77
11	Ghana	\$ 1,616.72	€ 355.88
12	Iceland	\$ -	€ 68,700.68
13	Iran, Islamic Republic of	\$ 675,794.72	€ 618,924.88
14	Mexico	\$ 5,182,877.18	€ 8,478,752.52
15	Moldova	\$ 110,000.00	€ -
16	Republic of Korea	\$ 4,738,166.16	€ -
17	Seychelles	\$ 14,608.45	€ 701.31
18	Saint Vincent and the Grenadines	\$ 2,169.49	€ 1,856.77
19	Suriname	\$ 2,169.49	€ 1,856.77
20	Swaziland	\$ 4,338.98	€ -
21	Trinidad and Tobago	\$ 2,000.00	€ -
22	Uganda	\$ -	€ 477.11
23	Yemen	\$ 1,712.28	€ 227.28
Total of all Member Nations		\$ 11,202,532.55	€ 9,207,732.55

Arrears paid in part during Calendar Year 2009 as at 23 September 2009

No	Member Nation	Arrears Paid USD	Arrears Paid EUR	Remaining Balance USD	Remaining Balance EUR
1	Argentina	\$ 13,092,521.07	€ 1,545,230.00	\$ 1,721,177.25	€ 1,545,231.07
2	Bolivia (Plurinational State of)	\$ 55,636.29	€ -	\$ 20,070.17	€ 12,201.61
3	Burundi	\$ 8,392.53	€ -	\$ 21,863.58	€ 2,341.58
4	Costa Rica	\$ 160,334.84	€ 54,373.43	\$ -	€ 184,778.39
5	Cuba	\$ 83,000.00	€ -	\$ 189,499.74	€ 182,135.00
6	Georgia	\$ 20,000.00	€ -	\$ 1,217,323.08	€ -
7	Guatemala	\$ 60,054.24	€ 16,044.92	\$ -	€ 47,644.94
8	Guyana	\$ -	€ 773.99	\$ -	€ 1,082.78
9	Iraq	\$ 547,613.03	€ 50,467.34	\$ 4,928,517.30	€ 454,206.07
10	Kyrgyzstan	\$ 2,169.49	€ -	\$ 870,801.26	€ 8,881.51
11	Liberia	\$ 6,758.48	€ -	\$ 291,628.76	€ 8,881.51
12	Libyan Arab Jamahiriya	\$ 134,508.38	€ 115,120.05	\$ 109,961.11	€ -
13	Micronesia (Federated States of)	\$ -	€ 1,748.44	\$ -	€ 3,146.98
14	Montenegro	\$ 601.36	€ -	\$ 2,009.46	€ -
15	Myanmar	\$ 10,847.45	€ 10,811.43	\$ -	€ 163.97
16	Nigeria	\$ -	€ 59,822.69	\$ 28,488.17	€ -
17	Pakistan	\$ 262.41	€ 107,109.05	\$ -	€ 2,440.68
18	Philippines	\$ -	€ 105,134.70	\$ -	€ 152,429.93
19	Timor-Leste	\$ 3,934.80	€ -	\$ -	€ 3,624.58
20	United States of America	\$ 16,058,634.00	€ 38,349,050.00	\$ 7,957,942.00	€ 7,568,327.00
Total of all Member Nations		\$ 30,245,268.37	€ 40,415,686.04	\$ 17,359,281.88	€ 10,177,517.60

Member Nations having made no payment in 2009 against outstanding arrears as at 23 September 2009

No.	Member Nation	Arrears Outstanding					Total Arrears
		2008	2007	2006	2005	Prior	
1	Antigua and Barbuda	\$ 4,338.98	\$ 5,295.93	\$ 5,295.93	\$ 3,404.95	\$ 304,427.98	\$ 322,763.77
		€ 3,713.55	€ 5,303.42	€ 5,303.42	€ 3,506.55	€ 3,506.55	€ 21,333.49
2	Chile	€ 300,797.55	€ 403,059.54	€ 158,362.01			€ 862,219.10
3	Comoros	\$ 2,169.49	\$ 1,765.31	\$ 1,765.31	\$ 1,694.01	\$ 269,637.51	\$ 277,031.63
		€ 1,856.77	€ 1,767.81	€ 1,767.81	€ 1,744.56	€ 1,744.56	€ 8,881.51
4	Côte d'Ivoire	\$ 19,525.41					\$ 19,525.41
		€ 16,710.98	€ 17,678.05	€ 10,289.19			€ 44,678.22
5	Democratic Republic of the Congo	\$ 6,508.47	\$ 5,295.93	\$ 5,295.93	\$ 6,809.90	\$ 14,612.00	\$ 38,522.23
		€ 5,570.33	€ 5,303.42	€ 5,303.42	€ 7,013.11	€ 7,013.11	€ 30,203.39
6	Djibouti	\$ 2,169.49					\$ 2,169.49
		€ 1,826.77					€ 1,826.77
7	Dominica	€ 1,856.77	€ 1,767.81				€ 3,624.58
8	Dominican Republic	\$ 52,067.76	\$ 63,551.16		\$ 33,395.79		\$ 149,014.71
		€ 44,562.60	€ 63,640.98	€ 63,640.98	€ 40,316.66	€ 40,316.66	€ 252,477.88
9	Equatorial Guinea	\$ 2,902.81					\$ 2,902.81
		€ 1,307.96					€ 1,307.96
10	Guinea	\$ 2,169.49					\$ 2,169.49
		€ 1,856.77	€ 5,303.42	€ 5,152.55			€ 12,312.74
11	Guinea-Bissau	\$ 2,169.49	\$ 1,765.31	\$ 1,765.31	\$ 1,694.01	\$ 97,348.13	\$ 104,742.25
		€ 1,856.77	€ 1,767.81	€ 1,767.81	€ 1,744.56	€ 1,744.56	€ 8,881.51
12	Haiti	\$ 4,338.98					\$ 4,338.98
			€ 5,303.42				€ 5,303.42
13	Kiribati		\$ 1,765.31	\$ 1,765.31			\$ 3,530.62
14	Mauritania	\$ 2,169.49	\$ 1,765.31	\$ 1,765.31			\$ 5,700.11
		€ 1,856.77	€ 1,767.81	€ 1,767.81			€ 5,392.39
15	Nauru	\$ 2,169.49	\$ 1,765.31	\$ 1,765.31	\$ 1,694.01	\$ 8,948.51	\$ 16,342.63
		€ 1,856.77	€ 1,767.81	€ 1,767.81	€ 1,744.56	€ 1,744.56	€ 8,881.51
16	Nicaragua	\$ 4,338.98	\$ 1,765.31				\$ 6,104.29
		€ 3,713.55	€ 1,767.81	€ 1,767.81	€ 1,744.56	€ 579.75	€ 9,573.48
17	Niger		\$ 1,765.31				\$ 1,765.31
18	Palau	\$ 2,169.49	\$ 1,765.31	\$ 1,765.31	\$ 1,694.01	\$ 1,094.01	\$ 8,488.13
		€ 1,856.77	€ 1,767.81	€ 1,767.81	€ 1,744.56	€ 1,744.56	€ 8,881.51
19	Paraguay						
20	Peru	€ 9,283.88	€ 21,213.66	€ 21,213.66	€ 28,052.44	€ 27,502.95	€ 107,266.59
		\$ 169,220.22	\$ 104,185.56				\$ 273,405.78
21	Sao Tome and Principe	€ 144,828.45	€ 166,173.67				€ 311,002.12
		\$ 2,169.49	\$ 1,765.31	\$ 1,765.31	\$ 1,694.01	\$ 266,858.13	\$ 274,252.25
22	Sierra Leone	€ 1,856.77	€ 1,767.81	€ 1,767.81	€ 1,744.56	€ 1,744.56	€ 8,881.51
		\$ 2,169.49	\$ 1,765.31	\$ 1,765.31	\$ 1,694.01	\$ 89,648.46	\$ 97,042.58
23	Solomon Islands	€ 1,856.77	€ 1,767.81	€ 1,767.81	€ 1,744.56	€ 1,744.56	€ 8,881.51
					\$ 1,694.01	\$ 34,061.70	\$ 35,755.71
24	Somalia	\$ 2,169.49	\$ 1,765.31	\$ 1,765.31	\$ 1,694.01	\$ 342,762.13	\$ 350,156.25
		€ 1,856.77	€ 1,767.81	€ 1,767.81	€ 1,744.56	€ 1,744.56	€ 8,881.51
25	Tajikistan	\$ 2,169.49				\$ 141,952.07	\$ 144,121.56
		€ 1,856.77	€ 1,767.81	€ 834.80			€ 4,459.38
26	Tunisia	€ 620.63					€ 620.63

Member Nations having made no payment in 2009 against outstanding arrears as at 23 September 2009

No.	Member Nation	Arrears Outstanding					Total Arrears
		2008	2007	2006	2005	Prior	
27	Turkmenistan	\$ 13,016.94	\$ 8,826.55	\$ 8,826.55	\$ 5,098.95	\$ 421,661.85	\$ 457,430.84
		€ 11,140.65	€ 8,839.03	€ 8,839.03	€ 5,251.11	€ 5,251.11	€ 39,320.93
28	Uzbekistan		\$ 24,714.34				\$ 24,714.34
			€ 24,749.27				€ 24,749.27
29	Vanuatu	\$ 2,169.49					\$ 2,169.49
		€ 1,856.77					€ 1,856.77
30	Yugoslavia					\$ 8,405,308.00	\$ 8,405,308.00
Total of all Member Nations		\$ 300,122.94	\$ 229,522.57	\$ 33,540.89	\$ 60,567.66	\$ 10,131,462.35	\$ 11,029,468.66
		€ 566,358.14	€ 746,013.79	€ 294,849.35	€ 99,840.91	€ 98,126.61	€ 1,805,188.80

Member Nations with Potential Voting Rights Problems at 23 September 2009

Member Nation	Amount in Arrears US\$	Amount in Arrears Euro	Euro Arrears Converted at Budget Rate into US\$	Consolidated Arrears Expressed in US\$	Contribution Due for Two Preceding years US\$	Contribution Due for Two Preceding years Euro	Euro Assessment Converted at Budget Rate into US\$	Consolidated Contributions Due for Two Preceding years	Minimum Payment required to Ensure Vote in US\$
1 Antigua and Barbuda	\$ 322,763.77	€ 21,333.49	\$ 26,018.16	\$ 348,781.93	\$ 9,634.91	€ 9,016.97	\$ 11,361.49	\$ 20,996.40	\$ 327,786.52
2 Burundi	\$ 21,863.58	€ 2,341.58	\$ 3,184.55	\$ 25,048.13	\$ 3,934.80	€ 3,624.58	\$ 4,628.90	\$ 8,563.70	\$ 16,485.43
3 Comoros	\$ 277,031.63	€ 8,881.51	\$ 10,884.65	\$ 287,916.28	\$ 3,934.80	€ 3,624.58	\$ 4,628.90	\$ 8,563.70	\$ 279,353.58
4 Democratic Republic of the Congo	\$ 38,522.23	€ 30,203.39	\$ 36,888.99	\$ 75,411.22	\$ 11,804.40	€ 10,873.75	\$ 13,886.71	\$ 25,691.11	\$ 49,721.11
5 Dominican Republic	\$ 149,014.71	€ 252,477.88	\$ 308,024.32	\$ 457,039.03	\$ 115,618.92	€ 108,203.58	\$ 136,337.90	\$ 251,956.82	\$ 205,083.21
6 Georgia	\$ 1,217,323.08	€ -	\$ -	\$ 1,217,323.08	\$ 11,804.40	€ 10,873.75	\$ 13,886.71	\$ 25,691.11	\$ 1,191,632.97
7 Guinea	\$ 2,169.49	€ 12,312.74	\$ 14,967.81	\$ 17,137.30	\$ 7,465.42	€ 7,160.19	\$ 8,836.27	\$ 16,301.69	\$ 836.61
8 Guinea-Bissau	\$ 104,742.25	€ 8,881.51	\$ 10,884.65	\$ 115,626.90	\$ 3,934.80	€ 3,624.58	\$ 4,628.90	\$ 8,563.70	\$ 107,064.20
9 Iraq	\$ 4,928,517.30	€ 454,206.07	\$ 545,240.00	\$ 5,473,757.30	\$ 60,787.31	€ 56,136.51	\$ 71,537.22	\$ 132,324.53	\$ 5,341,433.77
10 Kyrgyzstan	\$ 870,801.26	€ 8,881.51	\$ 10,884.65	\$ 881,685.91	\$ 3,934.80	€ 3,624.58	\$ 4,628.90	\$ 8,563.70	\$ 873,123.21
11 Liberia	\$ 291,628.76	€ 8,881.51	\$ 10,884.65	\$ 302,513.41	\$ 3,934.80	€ 3,624.58	\$ 4,628.90	\$ 8,563.70	\$ 293,950.71
12 Mauritania	\$ 5,700.11	€ 5,392.39	\$ 6,732.60	\$ 12,432.71	\$ 3,934.80	€ 3,624.58	\$ 4,628.90	\$ 8,563.70	\$ 3,870.01
13 Nauru	\$ 16,342.63	€ 8,881.51	\$ 10,884.65	\$ 27,227.28	\$ 3,934.80	€ 3,624.58	\$ 4,628.90	\$ 8,563.70	\$ 18,664.58
14 Nicaragua	\$ 6,104.29	€ 9,573.48	\$ 12,023.74	\$ 18,128.03	\$ 6,104.29	€ 5,481.36	\$ 7,154.12	\$ 13,258.41	\$ 4,870.63
15 Palau	\$ 8,488.13	€ 8,881.51	\$ 10,884.65	\$ 19,372.78	\$ 3,934.80	€ 3,624.58	\$ 4,628.90	\$ 8,563.70	\$ 10,810.08
16 Paraguay	\$ -	€ 107,266.59	\$ 129,225.50	\$ 129,225.50	\$ 32,031.17	€ 30,497.54	\$ 37,870.33	\$ 69,901.50	\$ 59,325.00
17 Sao Tome and Principe	\$ 274,252.25	€ 8,881.51	\$ 10,884.65	\$ 285,136.90	\$ 3,934.80	€ 3,624.58	\$ 4,628.90	\$ 8,563.70	\$ 276,574.20
18 Sierra Leone	\$ 97,042.58	€ 8,881.51	\$ 10,884.65	\$ 107,927.23	\$ 3,934.80	€ 3,624.58	\$ 4,628.90	\$ 8,563.70	\$ 99,364.53
19 Solomon Islands	\$ 35,755.71	€ 3,489.12	\$ 4,152.05	\$ 39,907.76	\$ 3,934.80	€ 3,624.58	\$ 4,628.90	\$ 8,563.70	\$ 31,345.07
20 Somalia	\$ 350,156.25	€ 8,881.51	\$ 10,884.65	\$ 361,040.90	\$ 3,934.80	€ 3,624.58	\$ 4,628.90	\$ 8,563.70	\$ 352,478.20
21 Tajikistan	\$ 144,121.56	€ 4,459.38	\$ 5,622.31	\$ 149,743.87	\$ 3,934.80	€ 3,624.58	\$ 4,628.90	\$ 8,563.70	\$ 141,181.18
22 Turkmenistan	\$ 457,430.84	€ 39,320.93	\$ 48,685.82	\$ 506,116.66	\$ 21,843.49	€ 19,979.68	\$ 25,669.72	\$ 47,513.21	\$ 458,604.44
	\$ 9,619,772.41	€ 1,022,310.63	\$ 1,238,727.68	\$ 10,858,500.09	\$ 328,246.71	€ 305,342.78	\$ 386,716.12	\$ 714,962.83	\$ 10,143,559.26

Rate	Year	Assessed	Jan	Feb	Mar	Apr	May	Jun	Jul	Aug	Sep	Oct	Nov	Dec	Unpaid at period end
United Kingdom	6.675%	2009 EUR	12.39				12.39								
		2009 USD	14.48	0.20			14.28								
	6.675%	2008 EUR	12.39				12.39								-
		2008 USD	14.48	2.34			12.14								-
	6.250%	2007 EUR	11.05				11.05								-
		2007 USD	11.03	0.97			10.06								-
	6.250%	2006 EUR	11.05											11.05	-
		2006 USD	11.03											11.03	-
	5.563%	2005 EUR	9.70				9.70								-
		2005 USD	9.43	5.03			4.40								-
	5.563%	2004 EUR	9.70						9.70						-
		2004 USD	9.43	2.38					7.05						-
France	6.332%	2009 EUR	11.76	11.76											
		2009 USD	13.74	13.74											
	6.332%	2008 EUR	11.76	11.76											-
		2008 USD	13.74	13.74											-
	6.151%	2007 EUR	10.87		10.87										-
		2007 USD	10.86		10.86										-
	6.151%	2006 EUR	10.87	10.87											-
		2006 USD	10.86		10.86										-
	6.498%	2005 EUR	11.34	11.34											-
		2005 USD	11.01	11.01											-
	6.498%	2004 EUR	11.34		11.34										-
		2004 USD	11.01		11.01										-
Italy	5.104%	2009 EUR	9.48					9.48							
		2009 USD	11.07					11.07							
	5.104%	2008 EUR	9.48		9.48										-
		2008 USD	11.07		11.07										-
	4.983%	2007 EUR	8.81					8.81							-
		2007 USD	8.80					8.80							-
	4.983%	2006 EUR	8.81	8.81											-
		2006 USD	8.80		8.80										-
	5.089%	2005 EUR	8.88			8.88									-
		2005 USD	8.62			8.62									-
	5.089%	2004 EUR	8.88					8.88							-
		2004 USD	8.62					8.62							-

	Rate	Year	Assessed	Jan	Feb	Mar	Apr	May	Jun	Jul	Aug	Sep	Oct	Nov	Dec	Unpaid at period end		
Canada	2.992%	2009 EUR	5.56	5.56												-		
		2009 USD	6.49	6.49													-	
	2.992%	2008 EUR	5.56	5.56													-	
		2008 USD	6.49	6.49													-	
	2.869%	2007 EUR	5.07		5.07												-	
		2007 USD	5.06		5.06												-	
	2.869%	2006 EUR	5.07	5.07													-	
		2006 USD	5.06	5.06													-	
	2.570%	2005 EUR	4.48	4.48													-	
		2005 USD	4.35	4.35													-	
2.570%	2004 EUR	4.48	4.48													-		
	2004 USD	4.35	4.35													-		
Spain	2.983%	2009 EUR	5.54							5.54								
		2009 USD	6.47															
	2.983%	2008 EUR	5.54				5.54										-	
		2008 USD	6.47				6.47										-	
	2.571%	2007 EUR	4.55							4.55							-	
		2007 USD	4.54							4.54							-	
	2.571%	2006 EUR	4.55			4.55											-	
		2006 USD	4.54				4.54										-	
	2.531%	2005 EUR	4.42						4.42									-
		2005 USD	4.29						4.29									-
2.531%	2004 EUR	4.42				4.42										-		
	2004 USD	4.29				4.29										-		
China	2.680%	2009 EUR	4.98					4.98										
		2009 USD	5.81					5.81										
	2.680%	2008 EUR	4.98							2.40					2.58		-	
		2008 USD	5.81						5.81								-	
	2.094%	2007 EUR	3.70							3.40		0.30					-	
		2007 USD	3.70									2.00			1.70		-	
	2.094%	2006 EUR	3.70										3.55		0.15		-	
		2006 USD	3.70							3.70							-	
	1.539%	2005 EUR	2.69												2.69		-	
		2005 USD	2.61								2.61						-	
1.539%	2004 EUR	2.69												2.48		0.21		
	2004 USD	2.61												2.61		-		

	Rate	Year	Assessed	Jan	Feb	Mar	Apr	May	Jun	Jul	Aug	Sep	Oct	Nov	Dec	Unpaid at period end		
Australia	1.796%	2009 EUR	3.33								3.33							
		2009 USD	3.90								3.90							
	1.796%	2008 EUR	3.33									3.33				-		
		2008 USD	3.90								3.90						-	
	1.624%	2007 EUR	2.87								2.87						-	
		2007 USD	2.87								2.87						-	
	1.624%	2006 EUR	2.87								2.87						-	
		2006 USD	2.87							2.87							-	
	1.635%	2005 EUR	2.85								2.85							-
		2005 USD	2.77								2.77							-
1.635%	2004 EUR	2.85									2.85						-	
	2004 USD	2.77									2.77						-	
Switzerland	1.222%	2009 EUR	2.27		2.27												-	
		2009 USD	2.65		2.65												-	
	1.222%	2008 EUR	2.27		2.14						0.13						-	
		2008 USD	2.65		2.24							0.41					-	
	1.221%	2007 EUR	2.16		2.16												-	
		2007 USD	2.16		2.16												-	
	1.221%	2006 EUR	2.16			2.16											-	
		2006 USD	2.16			2.16											-	
	1.280%	2005 EUR	2.23			2.23											-	
		2005 USD	2.17			2.17											-	
1.280%	2004 EUR	2.23		2.23												-		
	2004 USD	2.17	0.01	2.16												-		
Russian Federation	1.206%	2009 EUR	2.24	2.24													-	
		2009 USD	2.62	2.62													-	
	1.206%	2008 EUR	2.24		2.24												-	
		2008 USD	2.62		2.62												-	
	1.106%	2007 EUR	1.96			1.96											-	
		2007 USD	1.95			1.95											-	
1.106%	2006 EUR	1.47								1.47						-		
	2006 USD	1.46								1.46						-		



Food and Agriculture Organization of the United Nations

Regular Programme Contributions

Largest 25 Contributors

Status as at: 23 September 2009

Member Nations	Assessment Rate	Amounts received year to date (*)		Contributions Outstanding					
				Relating to 2009 Assessments		Arrears: 2008 & prior		Total	
				US\$	€uro	US\$	€uro	US\$	€uro
1 United States of America	22.000%	16,058,634.00	38,349,050.00	53,528,780.00	40,849,050.00	7,957,942.00	7,568,327.00	61,486,722.00	48,417,377.00
2 Japan	16.706%	36,243,499.94	31,019,283.15	-	-	-	-	-	-
3 Germany	8.619%	18,698,834.31	16,003,543.73	-	-	-	-	-	-
4 United Kingdom	6.675%	14,481,345.75	12,393,973.13	-	-	-	-	-	-
5 France	6.332%	13,737,210.68	11,757,099.30	-	-	-	-	-	-
6 Italy	5.104%	11,073,076.96	9,476,979.60	-	-	-	-	-	-
7 Canada	2.992%	6,491,114.08	5,555,470.80	-	-	-	-	-	-
8 Spain	2.983%	-	5,538,759.83	6,471,588.67	-	-	-	6,471,588.67	-
9 China	2.680%	5,814,233.20	4,976,157.00	-	-	-	-	-	-
10 Mexico	2.268%	10,103,280.50	8,899,068.42	-	3,790,849.80	-	-	-	3,790,849.80
11 Korea, Republic of	2.184%	6,745,666.16	-	2,730,666.16	4,055,196.60	-	-	2,730,666.16	4,055,196.60
12 Netherlands	1.882%	4,082,980.18	3,494,450.55	-	-	-	-	-	-
13 Australia	1.796%	3,896,404.04	3,334,767.90	-	-	-	-	-	-
14 Switzerland	1.222%	2,651,116.78	2,268,979.05	-	-	-	-	-	-
15 Russian Federation	1.206%	2,616,404.94	2,239,270.65	-	-	-	-	-	-
16 Belgium	1.108%	2,403,794.92	2,057,306.70	-	-	-	-	-	-
17 Sweden	1.076%	2,334,371.24	1,997,889.90	-	-	-	-	-	-
18 Austria	0.891%	1,933,015.59	-	-	1,654,386.53	-	-	-	1,654,386.53
19 Brazil	0.880%	1,909,151.20	1,533,597.35	-	100,364.65	-	-	-	100,364.65
20 Norway	0.786%	1,705,219.14	1,459,425.15	-	-	-	-	-	-
21 Saudi Arabia	0.752%	1,631,456.48	1,396,294.80	-	-	-	-	-	-
22 Denmark	0.743%	1,611,931.07	1,379,583.83	-	-	-	-	-	-
23 Greece	0.599%	1,299,524.51	1,112,208.23	-	-	-	-	-	-
24 Finland	0.567%	1,230,100.83	1,052,791.43	-	-	-	-	-	-
25 Portugal	0.530%	1,149,829.70	984,090.75	-	-	-	-	-	-
Total Largest 25 Contributors	92.581%	169,902,196.20	168,280,041.25	62,731,034.83	50,449,847.58	7,957,942.00	7,568,327.00	70,688,976.83	58,018,174.58
All other Member Nations	7.419%	27,927,953.75	12,240,976.81	3,635,616.14	4,330,052.95	20,430,808.54	4,414,379.40	24,066,424.68	8,744,432.35
Total	100.000%	197,830,149.95	180,521,018.06	66,366,650.97	54,779,900.53	28,388,750.54	11,982,706.40	94,755,401.51	66,762,606.93

(*) includes advances from 2008